

THIS DRAWING IS UNPUBLISHED. RELEASED FOR PUBLICATION
 © COPYRIGHT - BY - ALL RIGHTS RESERVED.

REVISIONS				
P	LTR	DESCRIPTION	DATE	APVD
W		REDRWN/REVISED PER ECO 17-001757	21APR2017	RLK JO

1. FINISH: CONTACTS, 0.76µm MIN GOLD IN LOCALIZED CONTACT MATING AREA, 3.81µm TIN-LEAD IN LOCALIZED SOLDER AREA, BOTH ARE OVER 1.27µm MIN NICKEL

2. NOTE DELETED

3. MATERIAL: HOUSING: UL94 V-O RATED LCP, COLOR BLACK CONTACT: COPPER ALLOY

4. THE NOTED DIMENSIONS APPLY AT THE INTERSECTION OF THE POST AND HOUSING.

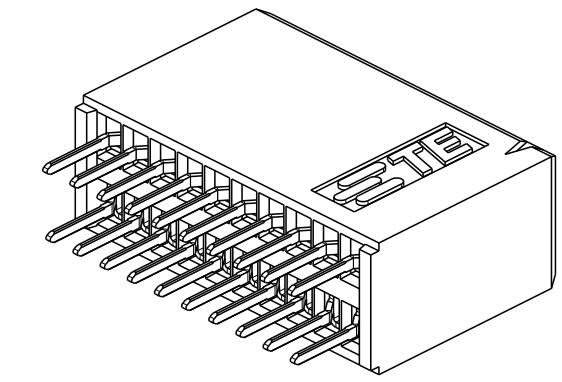
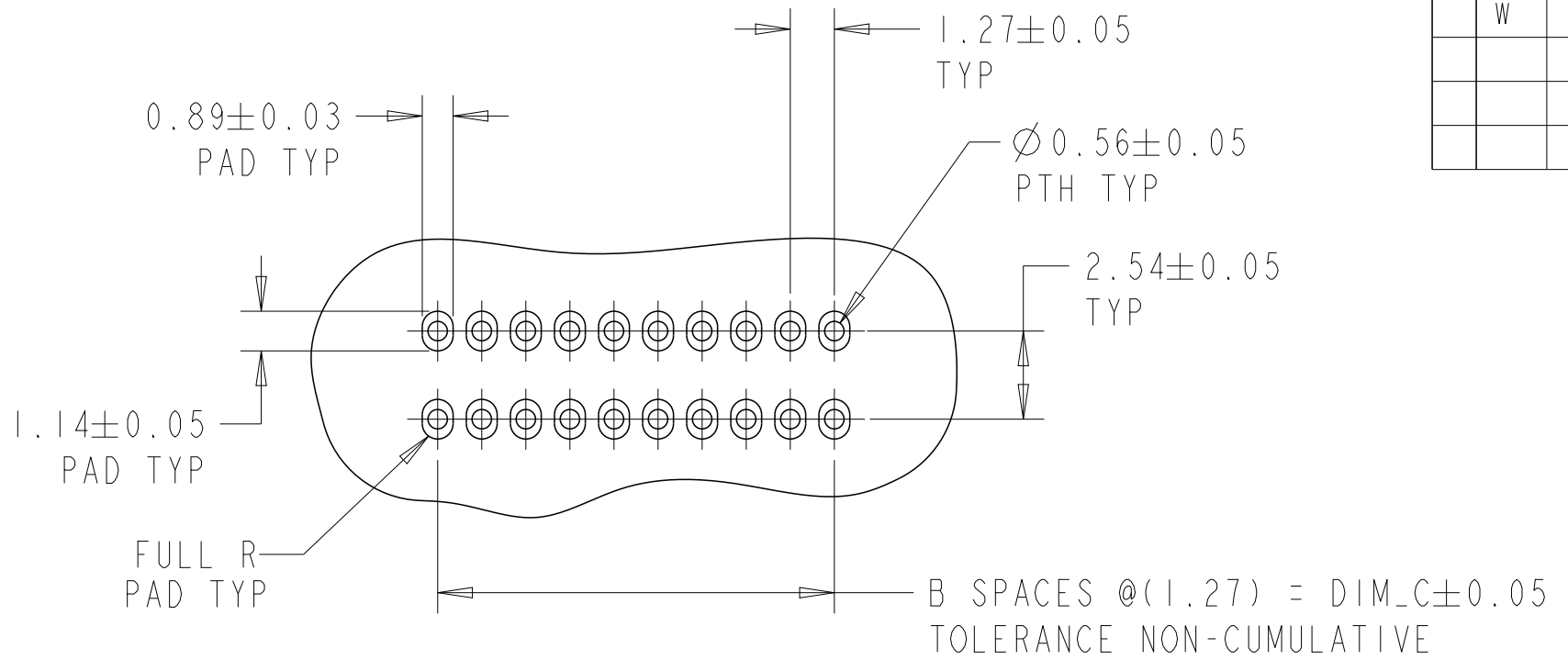
5. NOTE DELETED
6. NOTE DELETED

7. FINISH: CONTACTS, 0.76µm MIN GOLD IN LOCALIZED CONTACT MATING AREA, 3.81µm TIN IN LOCALIZED SOLDER AREA, BOTH ARE OVER 1.27µm MIN NICKEL

8. FINISH: CONTACTS, 0.03µm MIN GOLD IN LOCALIZED CONTACT MATING AREA, 3.81µm MIN TIN-LEAD IN LOCALIZED SOLDER AREA, BOTH ARE OVER 1.27µm MIN NICKEL

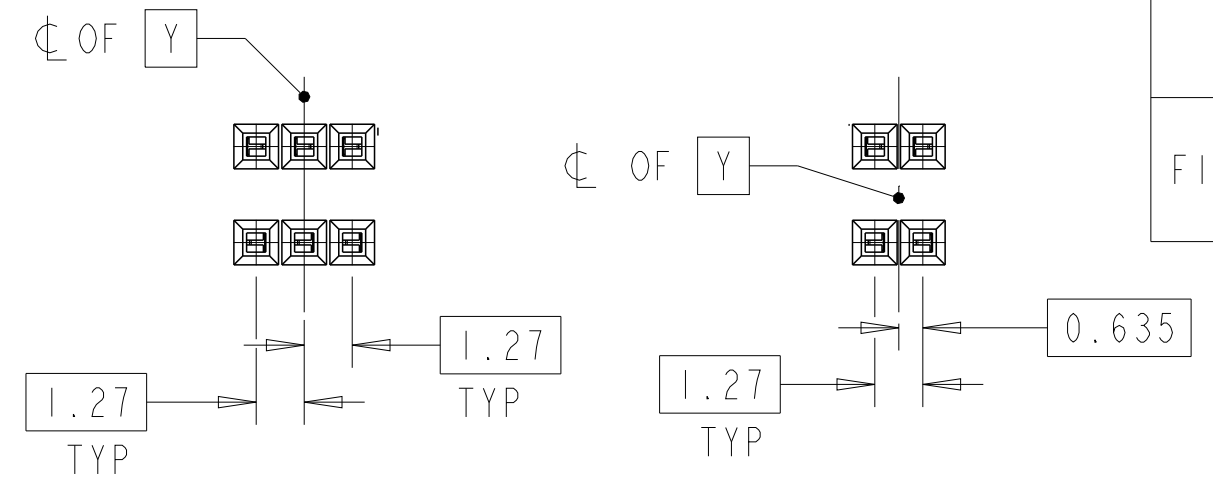
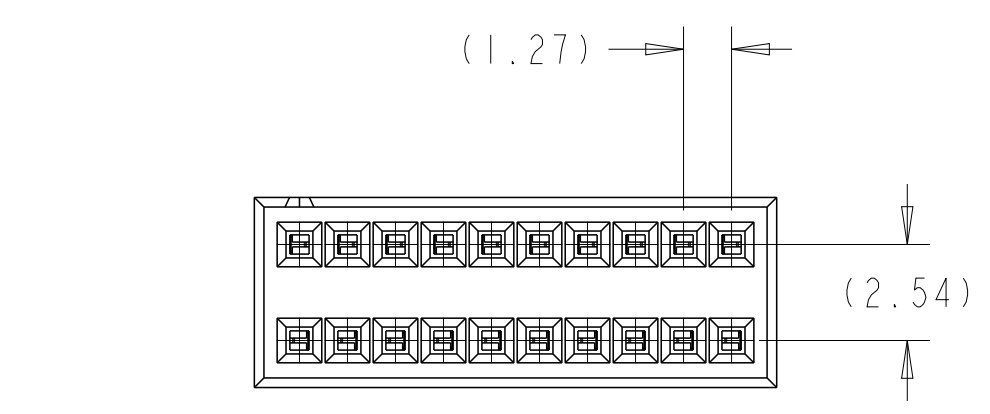
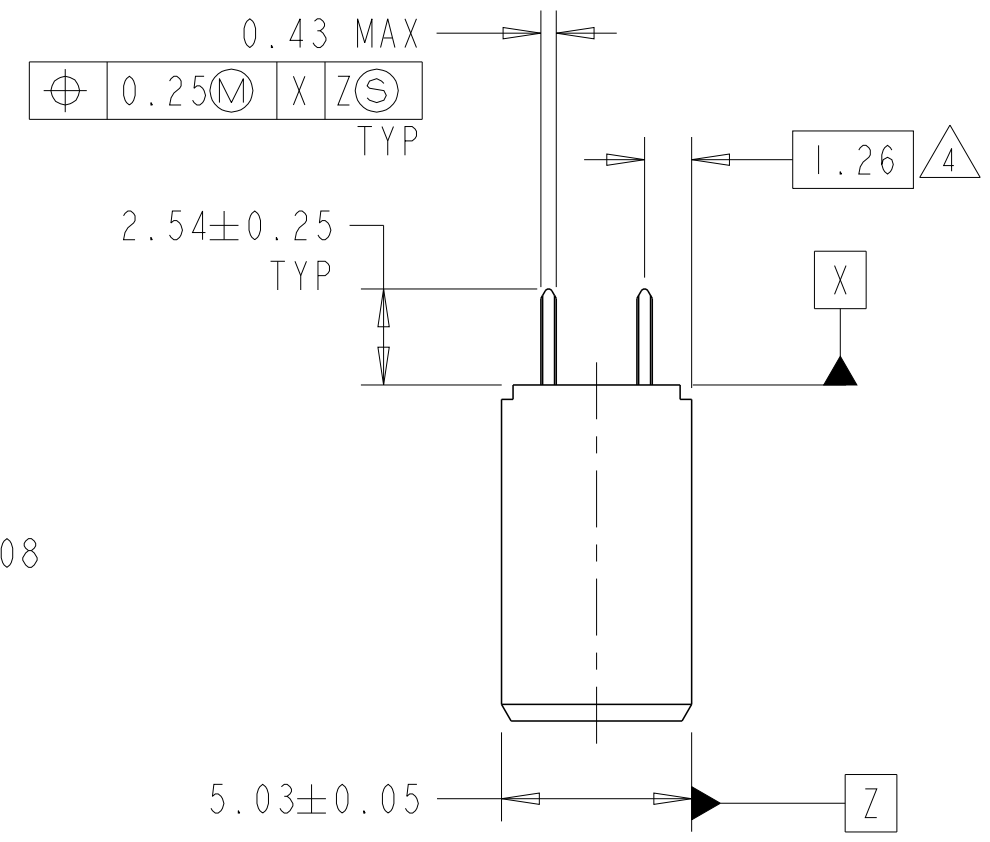
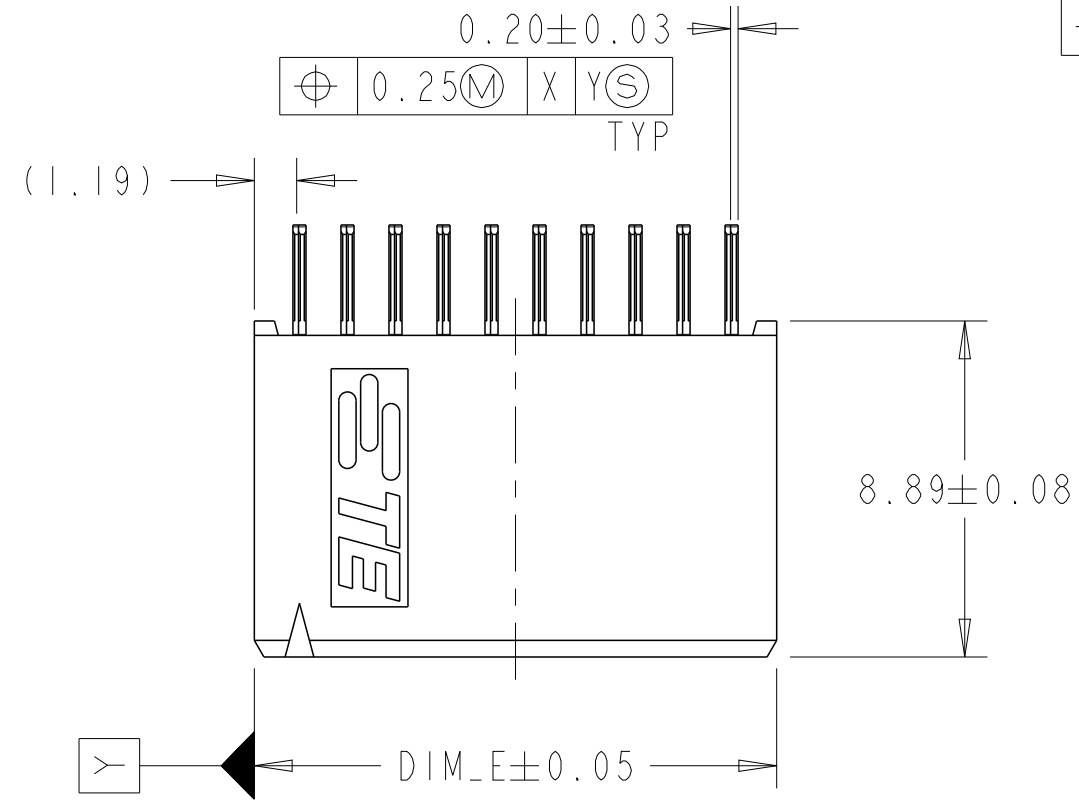
9. FINISH: CONTACTS, 0.03µm MIN GOLD IN LOCALIZED CONTACT MATING AREA, 3.81µm MATTE TIN IN LOCALIZED SOLDER AREA, BOTH ARE OVER 1.27µm MIN NICKEL

10. NOTE DELETED
11. NOTE DELETED
12. NOTE DELETED



SCALE 4:1

RECOMMENDED PC BOARD LAYOUT SCALE 5:1



BASIC DIMENSIONS FOR EVEN NO OF SPACES (SEE TABLE)

BASIC DIMENSIONS FOR ODD NO OF SPACES (SEE TABLE)

FINISH	DIM_C	B SPACES	DIM_E	NO OF POSN	PART NUMBER	FINISH	DIM_C	B SPACES	DIM_E	NO OF POSN	PART NUMBER
9	7.62	6	10.01	14	8-104078-4	8	7.62	6	10.01	14	3-104078-4
	41.91	33	44.30	68	8-104078-3		41.91	33	44.30	68	3-104078-3
	44.45	35	46.84	72	8-104078-2		44.45	35	46.84	72	3-104078-2
	8.89	7	11.28	16	8-104078-1		8.89	7	11.28	16	3-104078-1
	20.32	16	22.71	34	8-104078-0		20.32	16	22.71	34	3-104078-0
	13.97	11	16.36	24	7-104078-9		13.97	11	16.36	24	2-104078-9
	62.23	49	64.62	100	7-104078-8		62.23	49	64.62	100	2-104078-8
	49.53	39	51.92	80	7-104078-7		49.53	39	51.92	80	2-104078-7
	36.83	29	39.22	60	7-104078-6		36.83	29	39.22	60	2-104078-6
	30.48	24	32.87	50	7-104078-5		30.48	24	32.87	50	2-104078-5
	17.78	14	20.17	30	7-104078-4		17.78	14	20.17	30	2-104078-4
	5.08	4	7.47	10	7-104078-3		5.08	4	7.47	10	2-104078-3
24.13	19	26.52	40	7-104078-2	24.13	19	26.52	40	2-104078-2		
11.43	9	13.82	20	7-104078-1	11.43	9	13.82	20	2-104078-1		
7	7.62	6	10.01	14	6-104078-4	1	7.62	6	10.01	14	1-104078-4
	41.91	33	44.30	68	6-104078-3		41.91	33	44.30	68	1-104078-3
	44.45	35	46.84	72	6-104078-2		44.45	35	46.84	72	1-104078-2
	8.89	7	11.28	16	6-104078-1		8.89	7	11.28	16	1-104078-1
	20.32	16	22.71	34	6-104078-0		20.32	16	22.71	34	1-104078-0
	13.97	11	16.36	24	5-104078-9		13.97	11	16.36	24	104078-9
	62.23	49	64.62	100	5-104078-8		62.23	49	64.62	100	104078-8
	49.53	39	51.92	80	5-104078-7		49.53	39	51.92	80	104078-7
	36.83	29	39.22	60	5-104078-6		36.83	29	39.22	60	104078-6
	30.48	24	32.87	50	5-104078-5		30.48	24	32.87	50	104078-5
	17.78	14	20.17	30	5-104078-4		17.78	14	20.17	30	104078-4
	5.08	4	7.47	10	5-104078-3		5.08	4	7.47	10	104078-3
24.13	19	26.52	40	5-104078-2	24.13	19	26.52	40	104078-2		
11.43	9	13.82	20	5-104078-1	11.43	9	13.82	20	104078-1		

THIS DRAWING IS A CONTROLLED DOCUMENT.

DIMENSIONS: mm	TOLERANCES UNLESS OTHERWISE SPECIFIED:
0 PLC ±0.3	1 PLC ±0.13
2 PLC ±0.13	3 PLC ±
4 PLC ±	ANGLES ±1°
MATERIAL	FINISH

DWN	19APR2017
CHK	21APR2017
APVD	21APR2017
PRODUCT SPEC	108-1093
APPLICATION SPEC	114-25031
WEIGHT	-
CUSTOMER DRAWING	

STE TE Connectivity

NAME: RECEPTACLE ASSEMBLY, VERTICAL DOUBLE ROW, AMPMODU System 50

SIZE: A2 CAGE CODE: - DRAWING NO: C-104078 RESTRICTED TO: -

SCALE: 5:1 SHEET: 1 OF 1 REV: W

X-ON Electronics

Largest Supplier of Electrical and Electronic Components

Click to view similar products for [Board to Board & Mezzanine Connectors](#) category:

Click to view products by [TE Connectivity](#) manufacturer:

Other Similar products are found below :

[10135583-642402LF](#) [89885-310LF](#) [589158040000018](#) [6-1393048-0](#) [68683-613](#) [MDF7-12DP-2.54DSA](#) [MDF7-18P-2.54DSA\(01\)](#) [MDF7-20DP-2.54DSA](#) [MDF7-26D-2.54DSA\(55\)](#) [MDF7-3P-2.54DSA\(01\)](#) [MDF7B-20P-2.54DSA\(01\)](#) [MDF7B-3P-2.54DSA\(55\)](#) [MDF7C-18P-2.54DSA\(55\)](#) [MDF7P-5P-2.54DSA\(55\)](#) [75234-0516](#) [FCN-230C068-11](#) [FCN-268F012-G/BD](#) [FCN-268F036-G/BD](#) [FCN-268M012-G/0D](#) [FCN-268M024-G/1D](#) [FCN-360C008-C](#) [FCN-723J004/1](#) [MIS-048-01-F-D-DP-K](#) [832-10-034-10-001000](#) [93696-325LF](#) [11828-1FA](#) [AXK630345P](#) [18097-0013](#) [2007042-2](#) [304400-2](#) [FCN-214Q030-G/0](#) [FCN-215Q040-G/0](#) [FCN-230C068-ESA](#) [FCN-234P048-G/0](#) [FCN-235D050-G/C](#) [FCN-360A3](#) [FCN-360C040-B](#) [210-93-314-41-105000](#) [2-22603-0](#) [379-064-521-202](#) [MDF7-12P-2.54DSA\(01\)](#) [MDF7-16P-2.54DS\(56\)](#) [MDF7-16P-2.54DSA\(55\)](#) [MDF7-40DP-2.54DSA\(55\)](#) [MDF7-8P-2.54DSA\(55\)](#) [AXG720047](#) [5031084030](#) [55323-1519](#) [DF33-2P-3.3DSA\(24\)](#) [DF33-2S-3.3C](#)