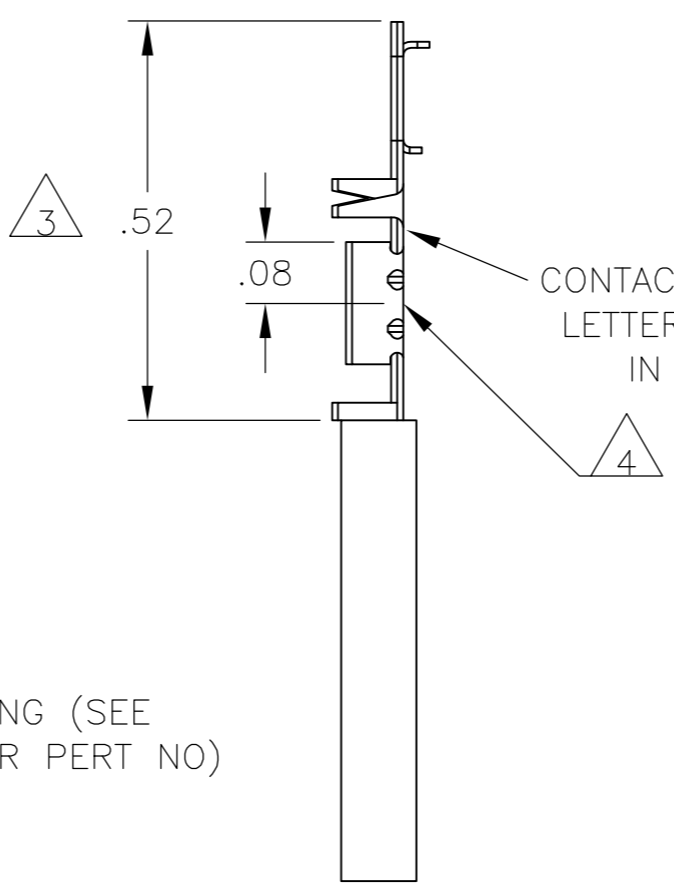
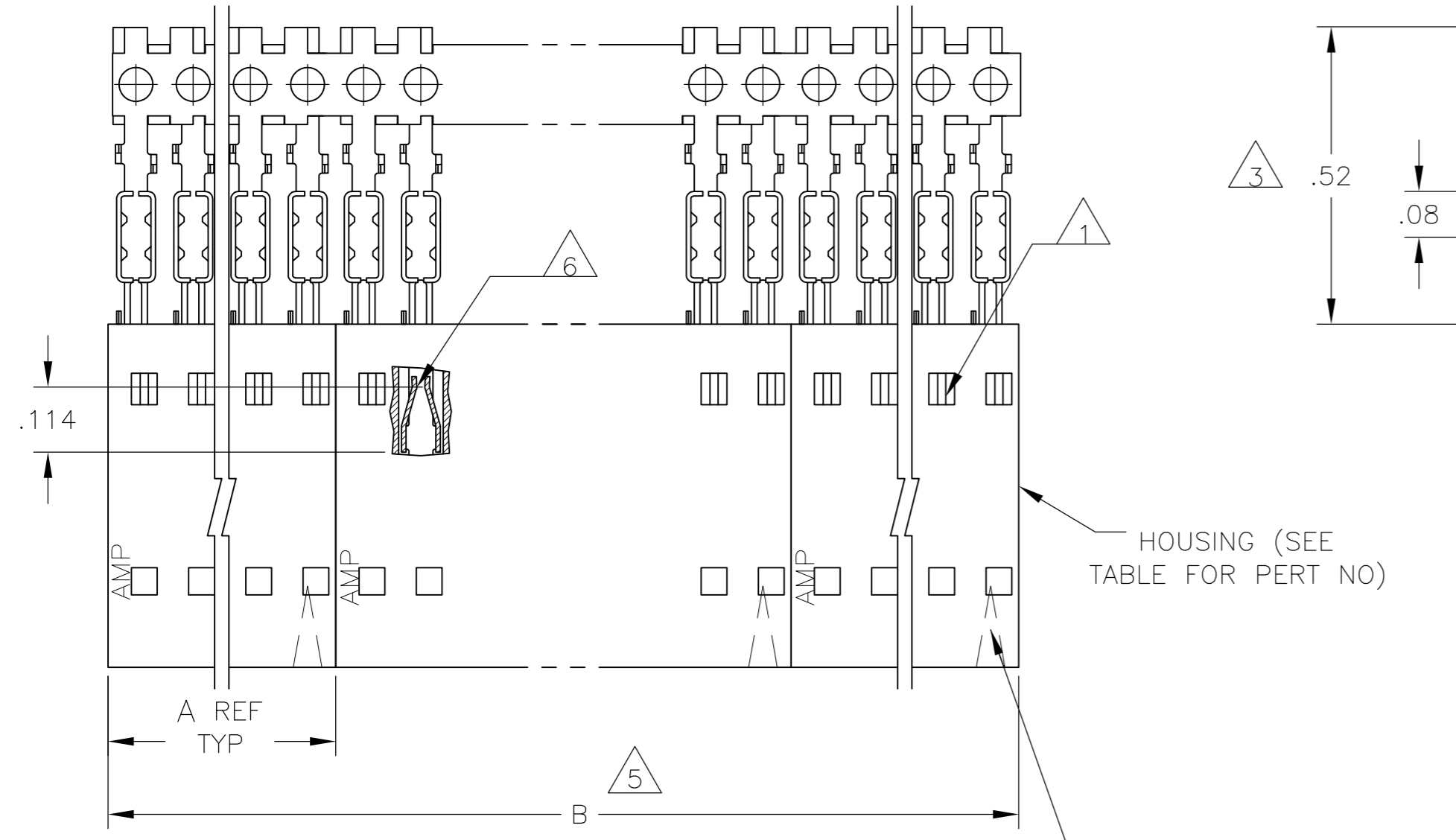
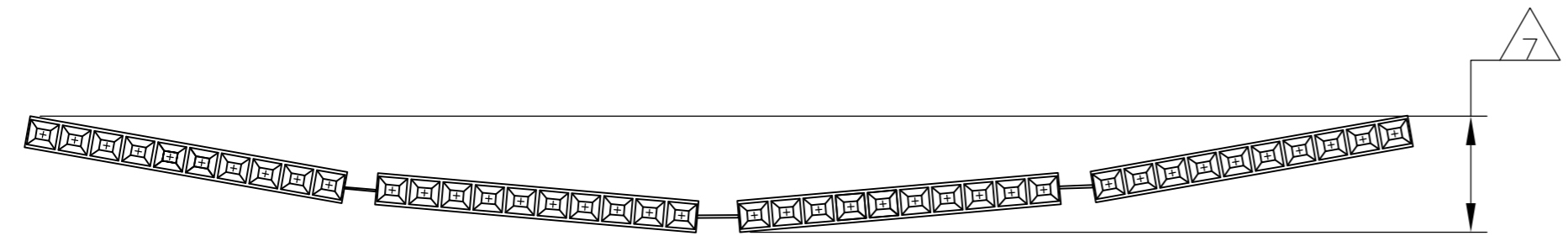
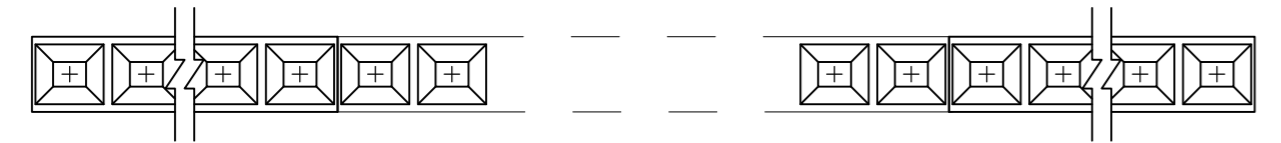


| LOC |    | DIST |     | REVISIONS                 |           |     |      |
|-----|----|------|-----|---------------------------|-----------|-----|------|
| AD  | 00 | P    | LTR | DESCRIPTION               | DATE      | DWN | APVD |
|     |    | K3   |     | REVISED PER ECO-15-006165 | 24JUL2015 | NK  | MM   |



- 1 CONTACTS ARE LATCHED INTO THE PRELOAD WINDOWS
- 2 USE WITH #22-#26 AWG WIRE SIZE, .054/.030 INSULATION DIAMETER, .015 MAXIMUM INSULATION THICKNESS
- 3 THE DIMENSION APPLIES WITH THE FORWARD PRELOAD STOP IN CONTACT WITH THE HOUSING SURFACE
- 4 POINT OF MEASUREMENT FOR PLATING THICKNESS
- 5 ASSEMBLIES ARE JOINED BY THE CARRIER STRIP. ORDER QUANTITY REFLECTS TOTAL NUMBER OF INDIVIDUAL ASSEMBLIES REQUIRED. SEE TABLE FOR NUMBER OF ASSEMBLIES PER STRIP.
- 6 POINT OF MEASUREMENT FOR PLATING THICKNESS (INSIDE BEAMS)
- 7 MAXIMUM ALLOWABLE BOW OF ASSEMBLY NOT TO EXCEED .055.
- 8 CONTACTS: .000030 GOLD IN THE CONTACT AREA, .000050-.000100 BRIGHT TIN-LEAD ON THE TERMINATION AREA, ALL OVER .000050 NICKEL
- 9 CONTACTS: .000030 GOLD IN THE CONTACT AREA, .000050-.000100 MATTE TIN ON THE TERMINATION AREA, ALL OVER .000050 NICKEL
- 10 OBSOLETE PARTS: OBSOLETE CIS STREAMLINING PER D.RENAUD/D.SINISI



EXAMPLE: STRIP ASSEMBLY  
SCALE 2:1

|             |   |    |      |       |                     |            |                               |
|-------------|---|----|------|-------|---------------------|------------|-------------------------------|
|             | 9 | 2  | 2.40 | 1.198 | 1-103688-1          | 12         | 6-104439-1                    |
| 10 OBSOLETE | 9 | 2  | 2.20 | 1.098 | 1-103688-0          | 11         | 6-104439-0                    |
|             | 9 | 2  | 2.00 | .998  | 103688-9            | 10         | 5-104439-9                    |
| 10 OBSOLETE | 9 | 2  | 1.80 | .898  | 103688-8            | 9          | 5-104439-8                    |
|             | 9 | 2  | 1.60 | .798  | 103688-7            | 8          | 5-104439-7                    |
|             | 9 | 2  | 1.40 | .698  | 103688-6            | 7          | 5-104439-6                    |
|             | 9 | 4  | 2.39 | .598  | 103688-5            | 6          | 5-104439-5                    |
|             | 9 | 4  | 1.99 | .498  | 103688-4            | 5          | 5-104439-4                    |
|             | 9 | 5  | 1.99 | .398  | 103688-3            | 4          | 5-104439-3                    |
|             | 9 | 5  | 1.49 | .298  | 103688-2            | 3          | 5-104439-2                    |
|             | 9 | 10 | 1.98 | .198  | 103688-1            | 2          | 5-104439-1                    |
|             | 8 | 2  | 2.40 | 1.198 | 1-103688-1          | 12         | 1-104439-1                    |
| 10 OBSOLETE | 8 | 2  | 2.20 | 1.098 | 1-103688-0          | 11         | 1-104439-0                    |
|             | 8 | 2  | 2.00 | .998  | 103688-9            | 10         | 104439-9                      |
|             | 8 | 2  | 1.80 | .898  | 103688-8            | 9          | 104439-8                      |
|             | 8 | 2  | 1.60 | .798  | 103688-7            | 8          | 104439-7                      |
|             | 8 | 2  | 1.40 | .698  | 103688-6            | 7          | 104439-6                      |
|             | 8 | 4  | 2.39 | .598  | 103688-5            | 6          | 104439-5                      |
|             | 8 | 4  | 1.99 | .498  | 103688-4            | 5          | 104439-4                      |
|             | 8 | 5  | 1.99 | .398  | 103688-3            | 4          | 104439-3                      |
|             | 8 | 5  | 1.49 | .298  | 103688-2            | 3          | 104439-2                      |
|             | 8 | 10 | 1.98 | .198  | 103688-1            | 2          | 104439-1                      |
| PLATING     | 5 |    | B    | A     | HOUSING PART NUMBER | NO OF POSN | ASSEMBLY PART NUMBER ON STRIP |

THIS DRAWING IS A CONTROLLED DOCUMENT.

DWN M PASTAL 05APR05  
 CHK J GESFORD 05APR05  
 APVD J GESFORD 05APR05

TE Connectivity

RCPT ASSY, AMPMODU MTE, SINGLE ROW, .100 CL, HIGH PRESSURE, STRIP FORM, FOR #22-#26 AWG WIRE SIZE

108-25034  
 114-25026

SIZE A2 CAGE CODE 00779 DRAWING NO C=104439 RESTRICTED TO -

MATERIAL: HOUSING FLAME RETARDANT THERMOPLASTIC COLOR: BLACK CONTACTS: PHOS BRONZE  
 FINISH SEE TABLE

WEIGHT -  
 CUSTOMER DRAWING

SCALE 4:1 SHEET 1 OF 1 REV K3

## X-ON Electronics

Largest Supplier of Electrical and Electronic Components

*Click to view similar products for [Headers & Wire Housings](#) category:*

*Click to view products by [TE Connectivity](#) manufacturer:*

Other Similar products are found below :

[892-18-020-10-001101](#) [58102-G61-06LF](#) [582553-1](#) [0009485154](#) [009176003701906](#) [0050291907](#) [LY20-4P-DT1-P1E-BR](#) [02.125.8002.8](#)  
[609-3404](#) [61062-3](#) [61082-181009](#) [622-3653LF](#) [63453-116](#) [636-1030](#) [636-1427](#) [636-3427](#) [636-4007](#) [641938-9](#) [641991-4](#) [644827-2](#) [65817-](#)  
[010LF](#) [65817-015LF](#) [65863-015LF](#) [66207-023LF](#) [67095-007LF](#) [67601157](#) [68645-018](#) [68648-049](#) [70.362.1628.0](#) [70-4210](#) [70-4226B](#) [70-](#)  
[4853B](#) [707-5020](#) [707-5028](#) [71.350.2428.0](#) [71918-208LF](#) [71961-016LF](#) [733-134](#) [733-162](#) [754199-000](#) [760-3052](#) [79531-3000](#) [FCN-](#)  
[360C032-B](#) [FCN-367T-T012/H](#) [FCN-723D010/2](#) [80.063.4001.1](#) [800-90-010-10-002000](#) [801-43-002-10-013000](#) [801-43-006-10-002000](#)  
[801-93-011-10-001000](#)