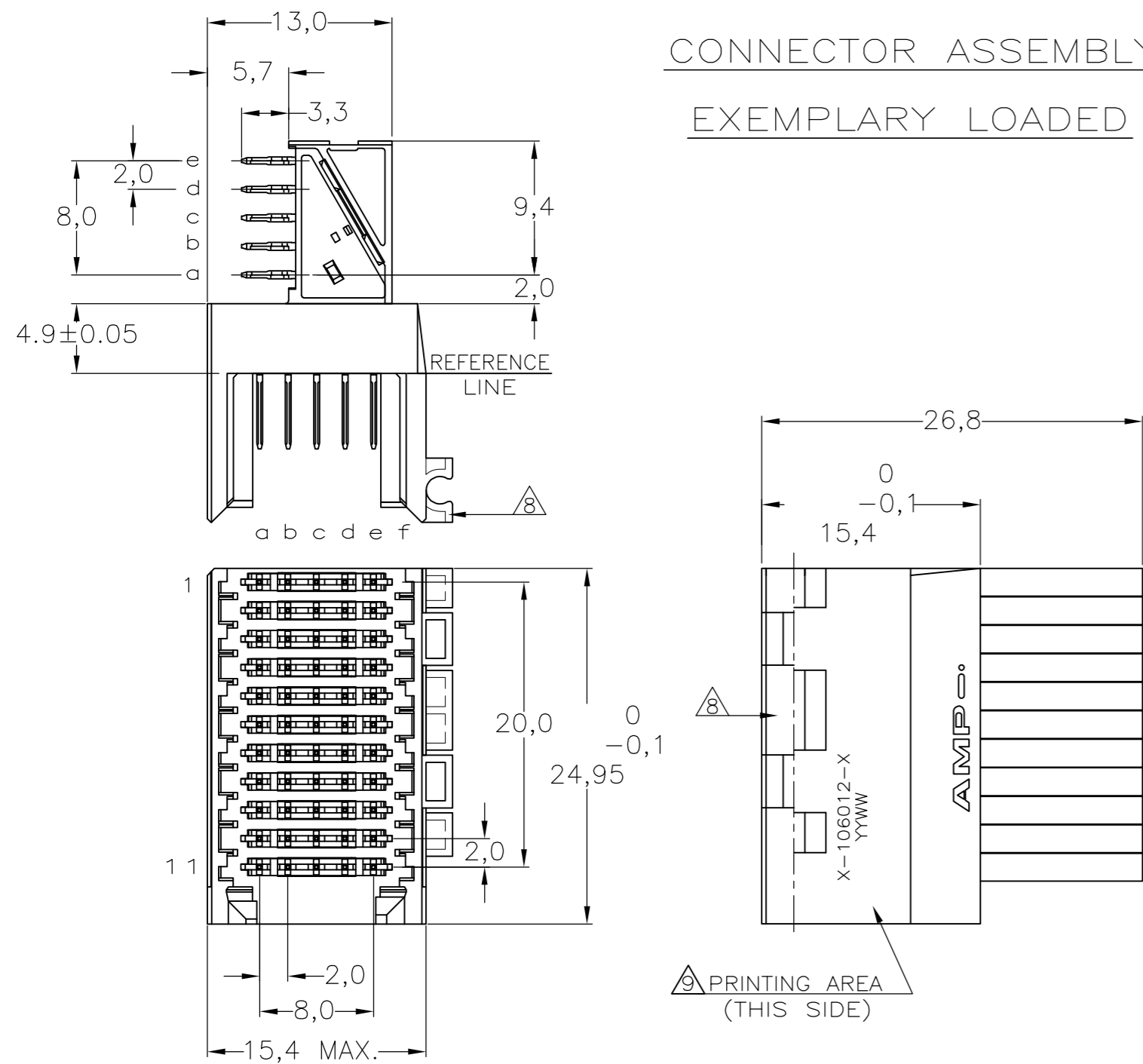
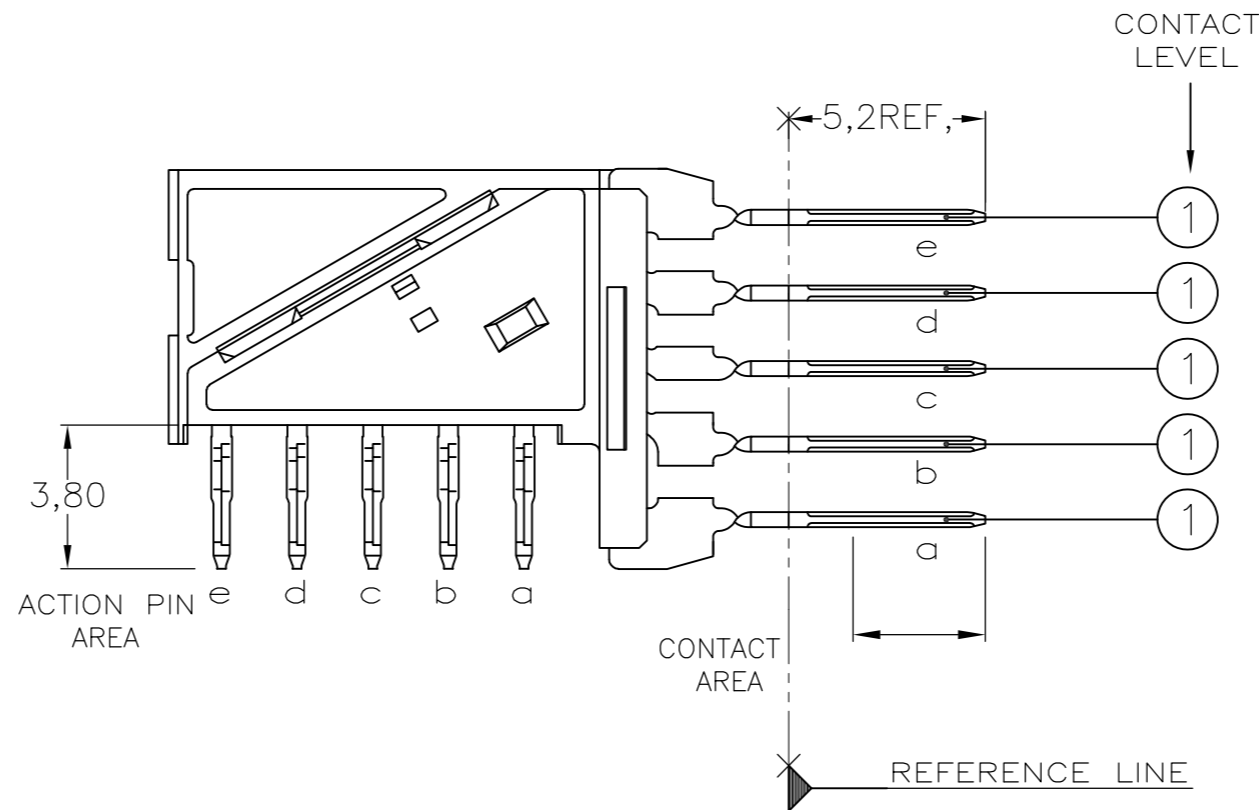


THIS DRAWING IS UNPUBLISHED. RELEASED FOR PUBLICATION
 © COPYRIGHT BY TYCO ELECTRONICS CORPORATION. ALL RIGHTS RESERVED.

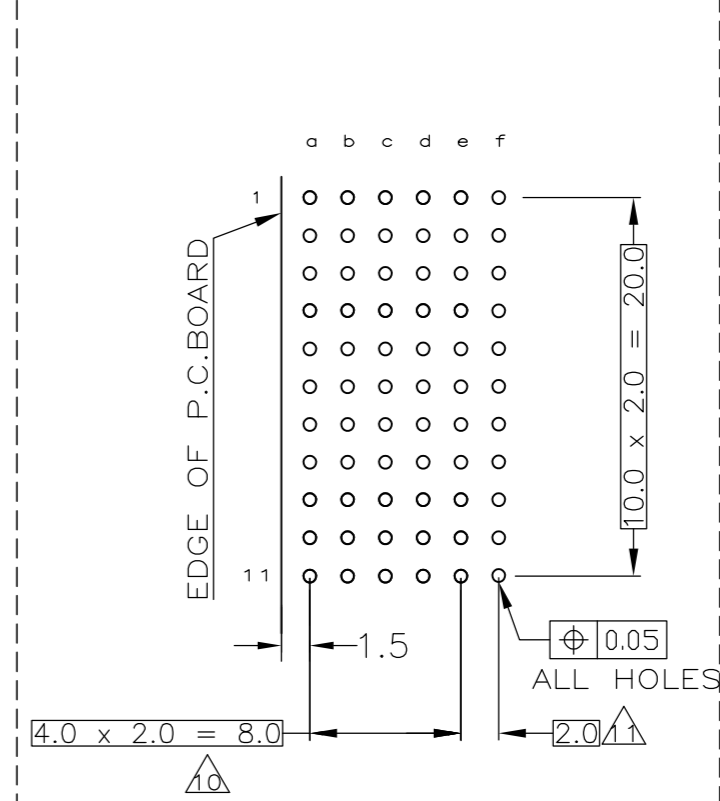
CONNECTOR ASSEMBLY
 EXEMPLARY LOADED



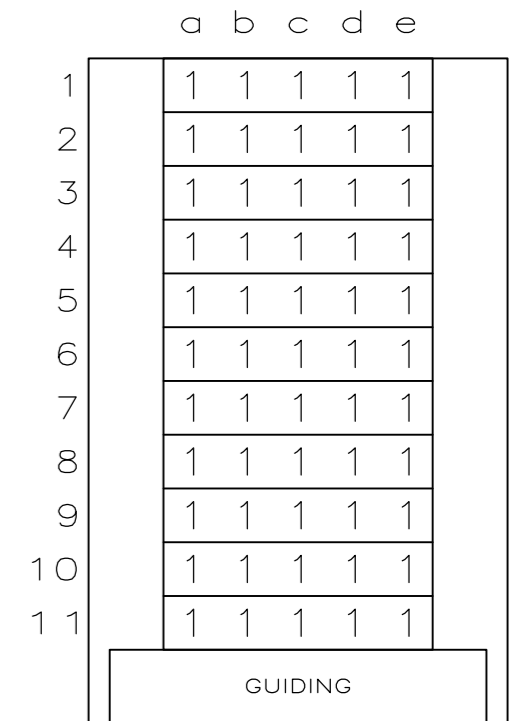
CONTACT DIMENSIONS



RECOMMENDED PCB-HOLE LAY-OUT
 COMPONENT SIDE SHOWN



CONTACT LAYOUT



P.C.B. HOLE DIM. ACTION PIN
 FOR DETAILS SEE
 APPLICATION SPECIFICATION

NOTES:

- 1 MATERIAL HOUSING : GREY GLASSFILLED POLYESTER
 CONTACT : PHOSPHORBRONZE
- 2 GENERAL PLATING SPECIFICATION: UNDERPLATING (ENTIRE CONTACT): 1,27µm NICKEL MIN.
 AND ACTION PIN: 0,5µm TIN-LEAD MIN.
 FOR PLATING OF MATING SURFACES SEE APPLICABLE SPECIFICATION REFERENCE FOR EACH DASH NUMBER.
- 3 CONFORMS TO ALL TESTING ACCORDING IEC 61076-4-101 PERFORMANCE LEVEL 2.
- 4 CONFORMS TO ALL TESTING ACCORDING IEC 61076-4-101 PERFORMANCE LEVEL 1.
- 5 CONNECTOR TESTED AND QUALIFIED AGAINST TELCORDIA GR-1217-CORE QUALITY LEVEL III,
 CENTRAL OFFICE APPLICATIONS.
- 6 CONNECTOR TESTED AND QUALIFIED AGAINST TELCORDIA GR-1217-CORE QUALITY LEVEL III,
 UNCONTROLLED ENVIRONMENT APPLICATIONS.
- 7 CONNECTOR LUBRICATED WITH TELCORDIA GR-1217-CORE APPROVED LUBRICANT.
- 8 CONNECTOR ASSEMBLY WITH LATCH HINGE FOR CABLE CONNECTOR.
- 9 CONNECTOR MARKED WITH PARTNUMBER AND DATECODE
- 10 PLATED-THROUGH HOLES AT 2x2mm SQUARE GRID.
- 11 HOLES IN ROW f FOR POSSIBLE FUTURE USE OF
 GROUND RETURN SHIELDS. (NOT YET TOOLED)
- 12 OBSOLETE PARTS: OBSOLETE CIS STREAMLINING PER D.RENAUD/D.SINISI
- 13 0.76µm MIN. GOLD PLATING AT MATING SURFACE
- 14 1.27µm MIN. GOLD PLATING AT MATING SURFACE

N	2, 4, 14	5-106012-0
N	2, 3, 13	3-106012-0
12 OBSOLETE	2, 6	1-106012-9
N	2, 3	1-106012-1 8
Y	2, 5	106012-9
12 OBSOLETE	2, 4	106012-4
N	2, 3	106012-1
CONSERVATION TREATMENT		MATERIAL
		PARTNUMBER

THIS DRAWING IS A CONTROLLED DOCUMENT.		DWN 15DEC97 L.v.d.HEIJDEN	Tyco Electronics Corporation s-Hertogenbosch, Netherlands,	
DIMENSIONS: MM		CHK 15DEC97 D. TRUREN	Tyco Electronics	
TOLERANCES UNLESS OTHERWISE SPECIFIED:		APVD - F.v.KONINGSBRUGGE	Z-PACK 2MM HM TYPE C 55 POS. RIGHT ANGLE MALE CONNECTOR ASSEMBLY	
0 PLC ± - 1 PLC ± - 2 PLC ± - 3 PLC ± - 4 PLC ± - ANGLES ± - FINISH -		APPLICATION SPEC 114-19029	SIZE A2	RESTRICTED TO -
MATERIAL -		WEIGHT -	CAGE CODE 00779	DRAWING NO C=106012
		CUSTOMER DRAWING	SCALE NTS	SHEET 1 OF 1

106012

A

X-ON Electronics

Largest Supplier of Electrical and Electronic Components

Click to view similar products for [Hard Metric Connectors](#) category:

Click to view products by [TE Connectivity](#) manufacturer:

Other Similar products are found below :

[6345127-1](#) [646916-9](#) [6469658-1](#) [973108](#) [1-2000713-0](#) [1-2000713-2](#) [1-2000713-3](#) [1645343-1](#) [1645456-1](#) [1645594-1](#) [1645595-1](#) [1645601-1](#)
[1934822-1](#) [278071110010833](#) [1645179-1](#) [1645245-1](#) [1645457-1](#) [1645525-1](#) [1645570-1](#) [1645596-1](#) [17041102202](#) [1857470-1](#) [1934275-1](#)
[1934289-1](#) [1934759-1](#) [2000673-1](#) [2170292-2](#) [2-536642-6](#) [3-106015-1](#) [352188-1](#) [352629-1](#) [5120823-1](#) [5120899-1](#) [3-100145-0](#) [3-100147-0](#)
[3-100669-1](#) [3-106081-0](#) [HM2DK2368PLF](#) [5646530-1](#) [3-352049-0](#) [3-352069-0](#) [3-352115-0](#) [3-352638-0](#) [352189-1](#) [3-646357-0](#) [3-646487-0](#)
[3-646513-0](#) [104108](#) [106726-1](#) [114352](#)