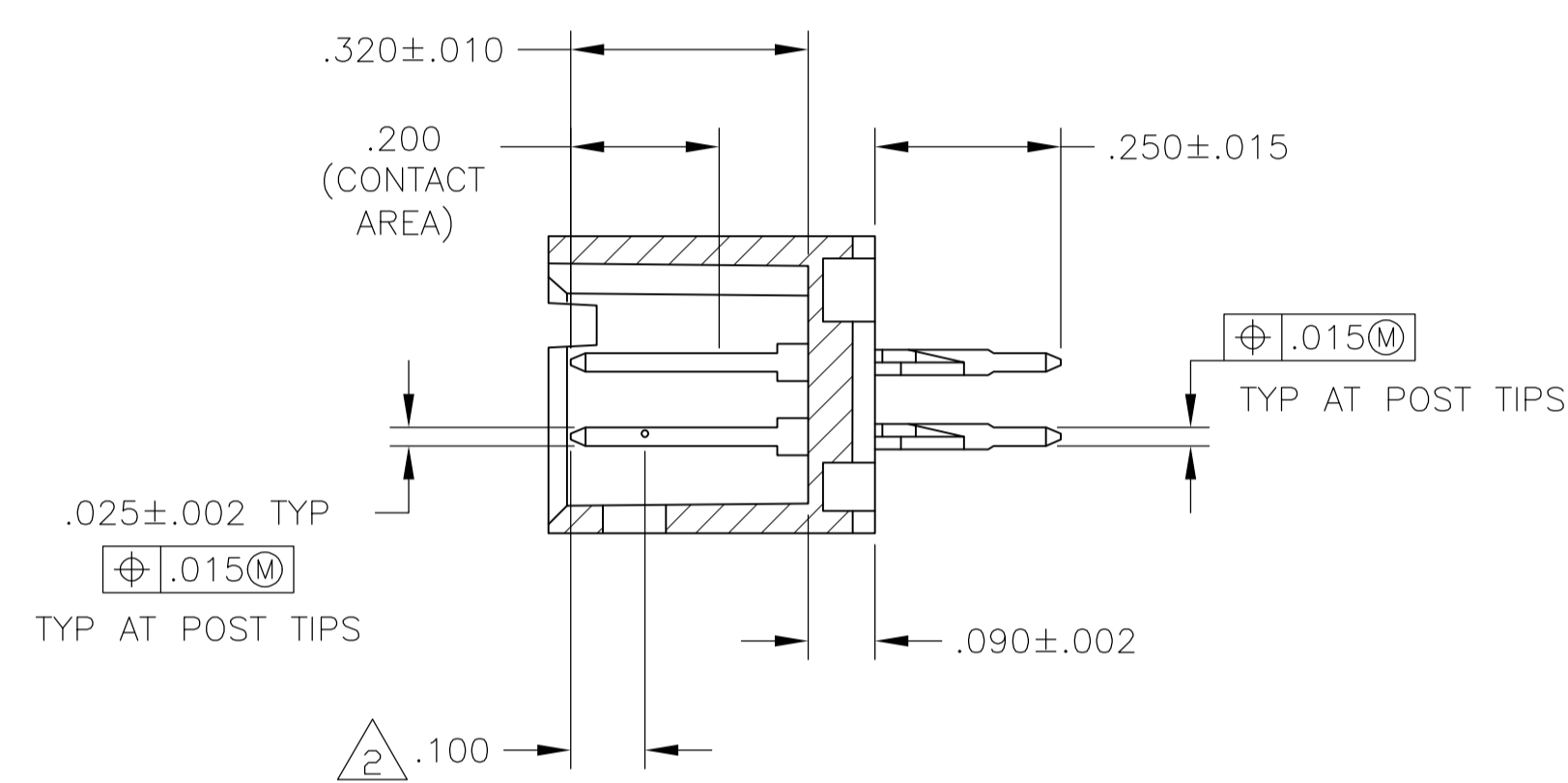
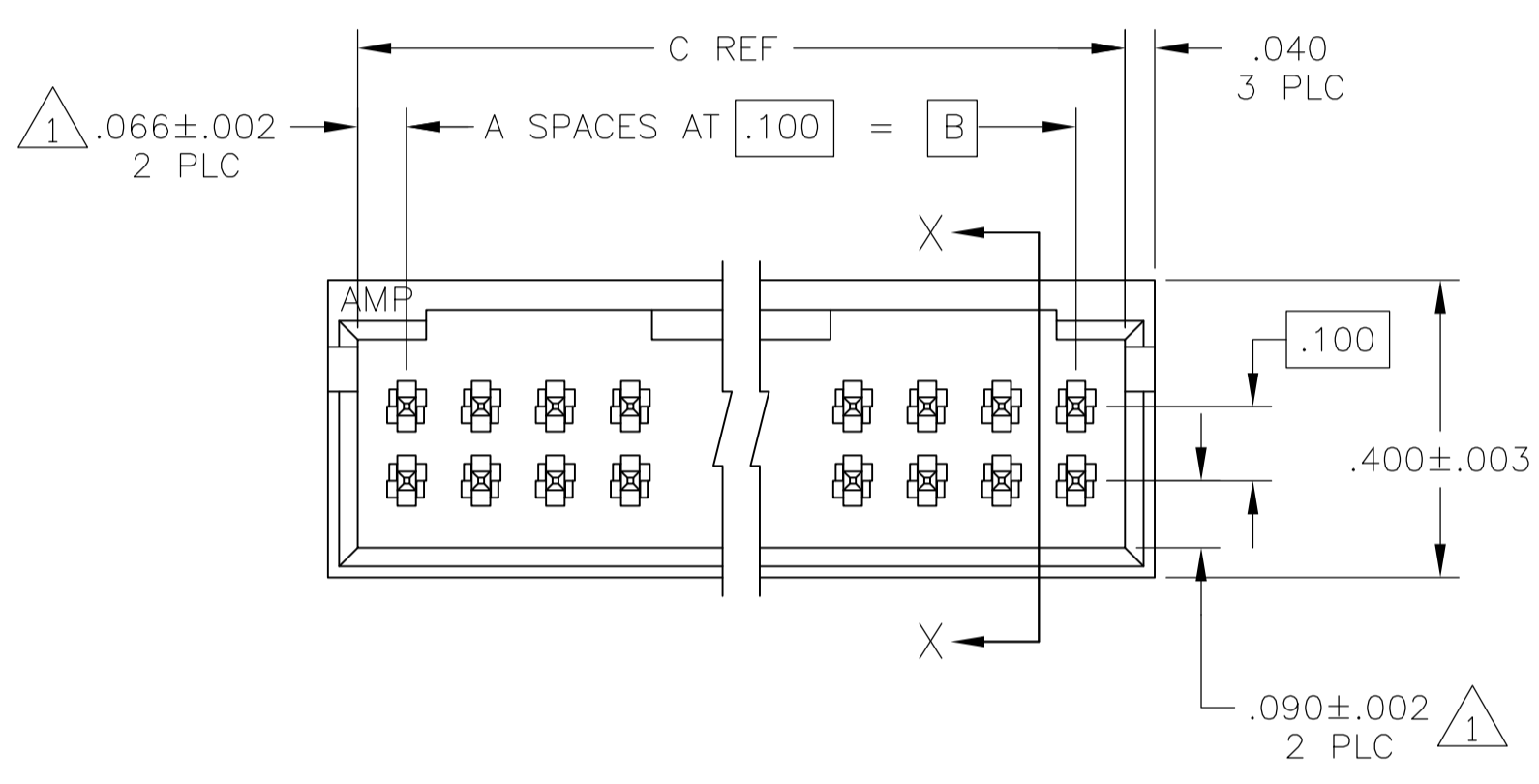
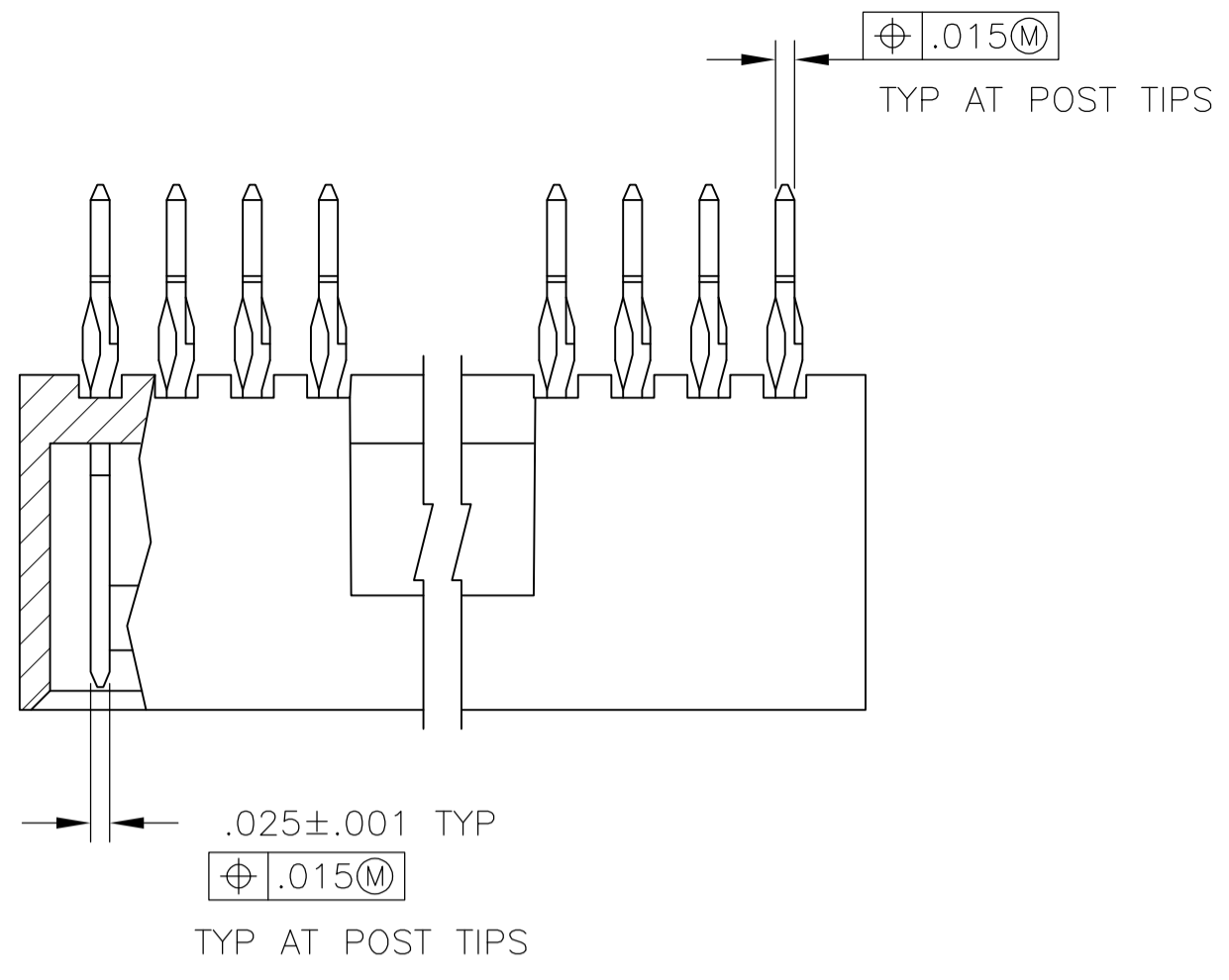
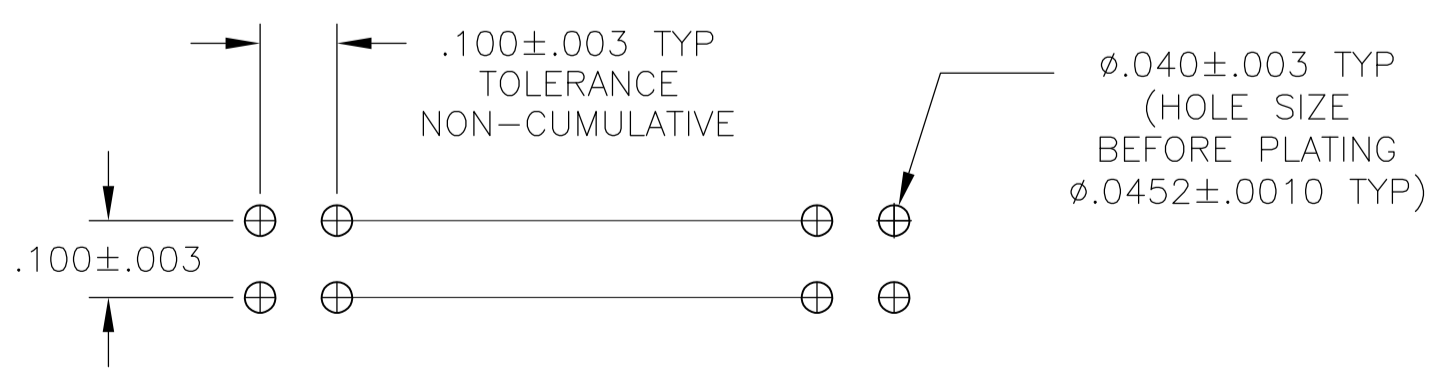
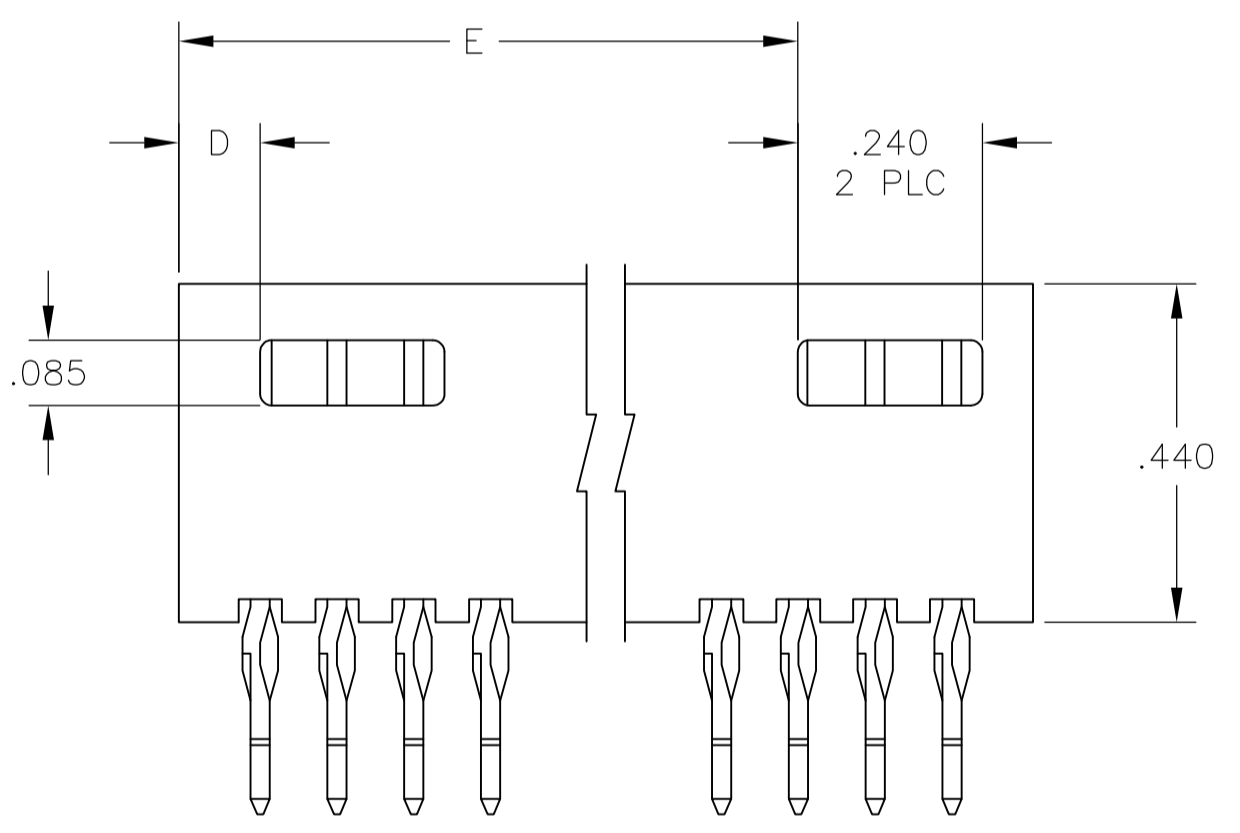


REVISIONS					
P	LTR	DESCRIPTION	DATE	DMN	APVO
K4		New 24 pos part number 6-102699-1 added	01AUG2016	KJK	PS



SECTION X-X



RECOMMENDED HOLE LAYOUT

NOTES:

- 1 THE NOTED DIMENSIONS APPLY AT THE INTERSECTION OF THE POST AND HOUSING
- 2 POINT OF MEASUREMENT FOR PLATING THICKNESS
- 3 MATERIAL: HOUSING- FLAME RETARDANT THERMOPLASTIC, COLOR-BLACK
POSTS- COPPER ALLOY
- 4 FINISH: POSTS- .000030 GOLD ON CONTACT AREA,
.000100-.000200 MATTE TIN-LEAD ON SOLDERTAIL,
ALL OVER .000050 NICKEL
- 5 FINISH: POSTS- .000030 GOLD ON CONTACT AREA,
.000100-.000200 MATTE TIN ON SOLDERTAIL,
ALL OVER .000050 NICKEL
- 6 OBSOLETE PARTS: OBSOLETE CIS STREAMLINING PER D.RENAUD/D.SINISI

FINISH	E	D	C	B	A	NO OF POSN	ASSEMBLY PART NUMBER
6 OBSOLETE	2.806	.106	3.032	2.900	29	60	7-102699-8
	2.306	.106	2.532	2.400	24	50	7-102699-3
	1.806	.106	2.032	1.900	19	40	6-102699-9
	1.506	.106	1.732	1.600	16	34	6-102699-6
	1.306	.106	1.532	1.400	14	30	6-102699-4
	1.106	.106	1.332	1.200	12	26	6-102699-2
	1.006	.106	1.232	1.100	10	24	6-102699-1
	.806	.106	1.032	.900	9	20	5-102699-9
	---	.406	.932	.800	8	18	5-102699-8
	---	.306	.832	.700	7	16	5-102699-7
	---	.306	.732	.600	6	14	5-102699-6
	---	.206	.632	.500	5	12	5-102699-5
	---	.206	.532	.400	4	10	5-102699-4
	---	.106	.432	.300	3	8	5-102699-3
	---	.106	.332	.200	2	6	5-102699-2
6 OBSOLETE	2.806	.106	3.032	2.900	29	60	2-102699-8
OBSOLETE	2.706	.106	2.932	2.800	28	58	2-102699-7
OBSOLETE	2.606	.106	2.832	2.700	27	56	2-102699-6
OBSOLETE	2.506	.106	2.732	2.600	26	54	2-102699-5
OBSOLETE	2.406	.106	2.632	2.500	25	52	2-102699-4
	2.306	.106	2.532	2.400	24	50	2-102699-3
OBSOLETE	2.206	.106	2.432	2.300	23	48	2-102699-2
OBSOLETE	2.106	.106	2.332	2.200	22	46	2-102699-1
OBSOLETE	1.906	.106	2.132	2.000	20	42	2-102699-0
	1.806	.106	2.032	1.900	19	40	1-102699-9
OBSOLETE	1.706	.106	1.932	1.800	18	38	1-102699-8
OBSOLETE	1.606	.106	1.832	1.700	17	36	1-102699-7
6 SUP BY 6-102699-6	1.506	.106	1.732	1.600	16	34	1-102699-6
OBSOLETE	1.406	.106	1.632	1.500	15	32	1-102699-5
	1.306	.106	1.532	1.400	14	30	1-102699-4
OBSOLETE	1.206	.106	1.432	1.300	13	28	1-102699-3
	1.106	.106	1.332	1.200	12	26	1-102699-2
OBSOLETE	1.006	.106	1.232	1.100	11	24	1-102699-1
OBSOLETE	.906	.106	1.132	1.000	10	22	1-102699-0
	.806	.106	1.032	.900	9	20	102699-9
	---	.406	.932	.800	8	18	102699-8
	---	.306	.832	.700	7	16	102699-7
	---	.306	.732	.600	6	14	102699-6
	---	.206	.632	.500	5	12	102699-5
	---	.206	.532	.400	4	10	102699-4
	---	.106	.432	.300	3	8	102699-3
	---	.106	.332	.200	2	6	102699-2
OBSOLETE	2.006	.106	2.232	2.100	21	44	102699-1

THIS DRAWING IS A CONTROLLED DOCUMENT. DIN R BROWN 14APR05. CJK 14APR05. APVO J. GESFORD 14APR05. NAME: HDR ASSY, MOD II, COMPLIANT PIN, DBL ROW, .100x.100 CL, 4 SIDE SHROUD. MATERIAL: SEE TABLE. FINISH: SEE TABLE. WEIGHT: A1 00779 C=102699. SCALE: 4:1. SHEET 1 OF 1. REV K4.

X-ON Electronics

Largest Supplier of Electrical and Electronic Components

Click to view similar products for [Headers & Wire Housings](#) category:

Click to view products by [TE Connectivity](#) manufacturer:

Other Similar products are found below :

[892-18-020-10-001101](#) [58102-G61-06LF](#) [582553-1](#) [0009485154](#) [009176003701906](#) [0050291907](#) [LY20-4P-DT1-P1E-BR](#) [02.125.8002.8](#)
[609-3404](#) [61062-3](#) [61082-181009](#) [622-3653LF](#) [63453-116](#) [636-1030](#) [636-1427](#) [636-3427](#) [636-4007](#) [641938-9](#) [641991-4](#) [644827-2](#) [65817-010LF](#) [65817-015LF](#) [65863-015LF](#) [66207-023LF](#) [67095-007LF](#) [67601157](#) [68645-018](#) [68648-049](#) [70.362.1628.0](#) [70-4210](#) [70-4226B](#) [70-4853B](#) [707-5020](#) [707-5028](#) [71.350.2428.0](#) [71918-208LF](#) [71961-016LF](#) [733-134](#) [733-162](#) [754199-000](#) [760-3052](#) [787-8014-00](#) [79531-3000](#)
[FCN-360C032-B](#) [FCN-367T-T012/H](#) [FCN-723D010/2](#) [80.063.4001.1](#) [800-90-001-10-001000](#) [800-90-010-10-002000](#) [801-43-002-10-013000](#)