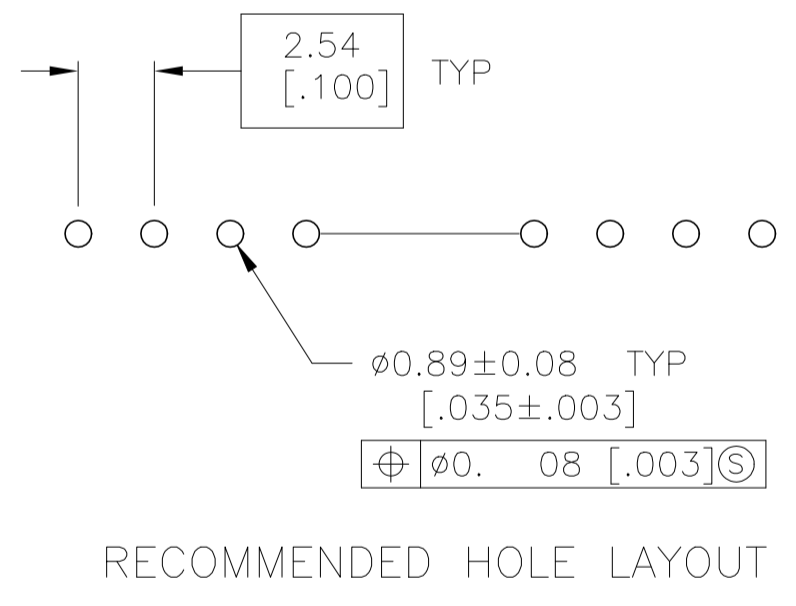
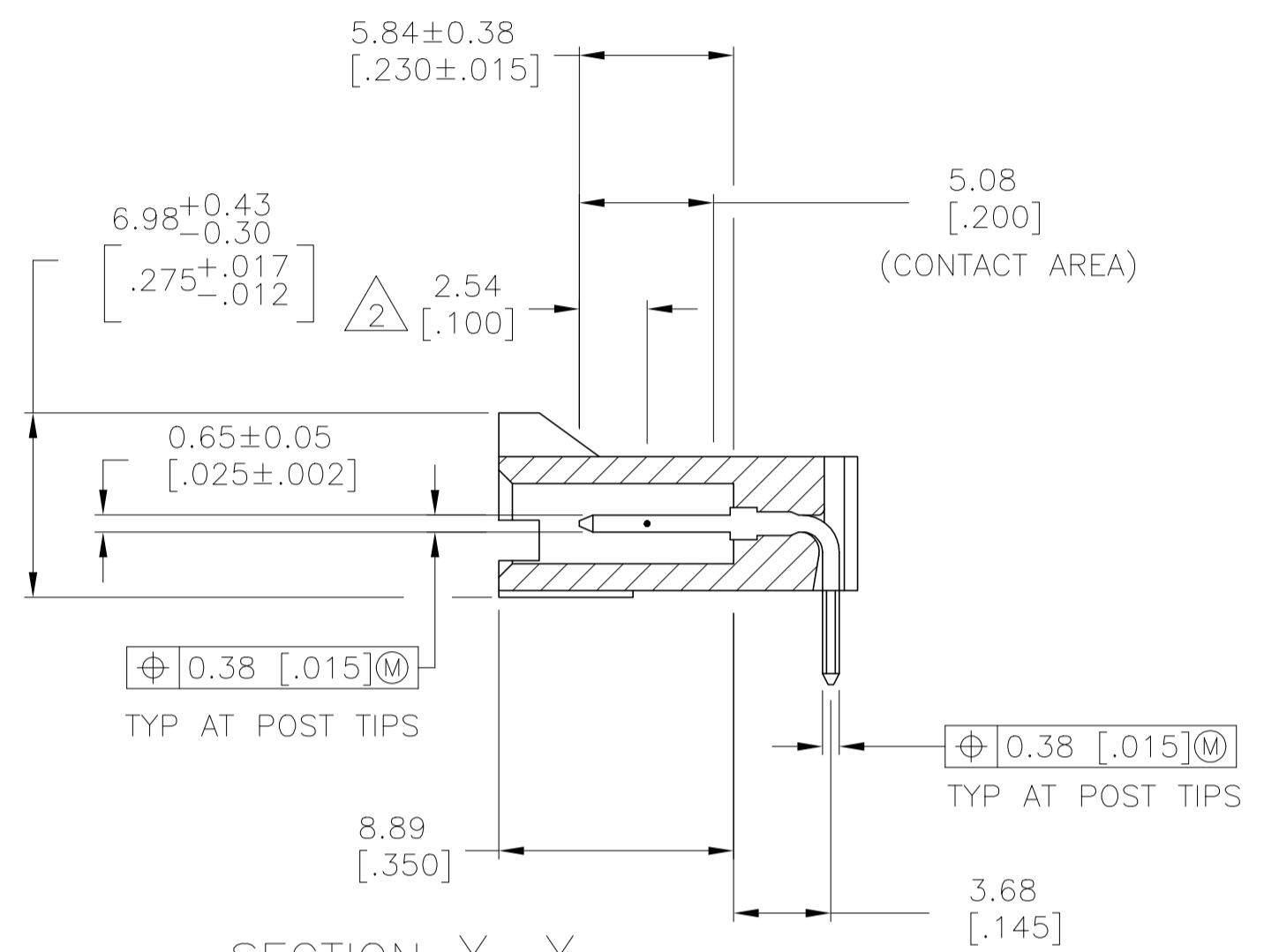
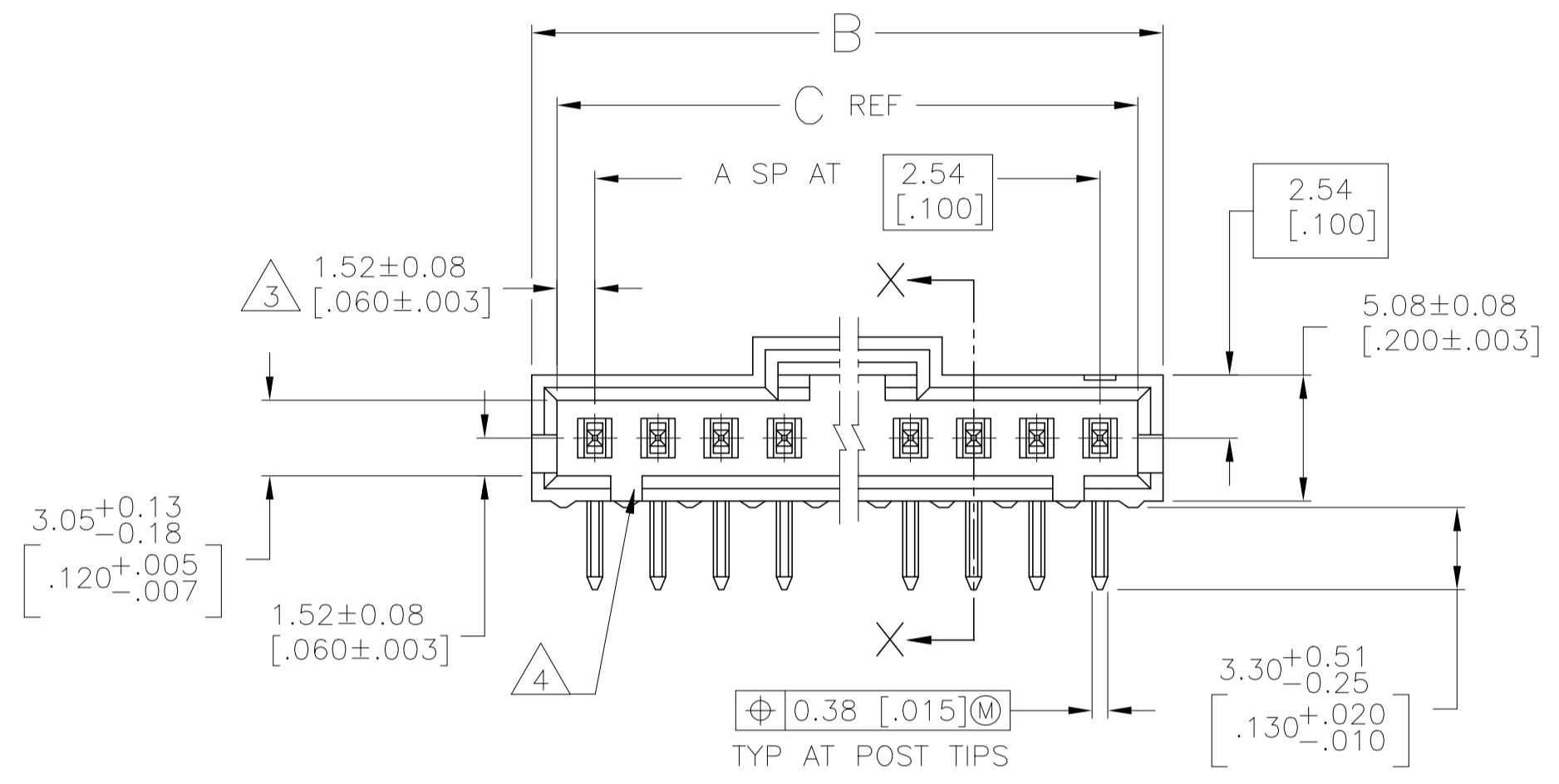
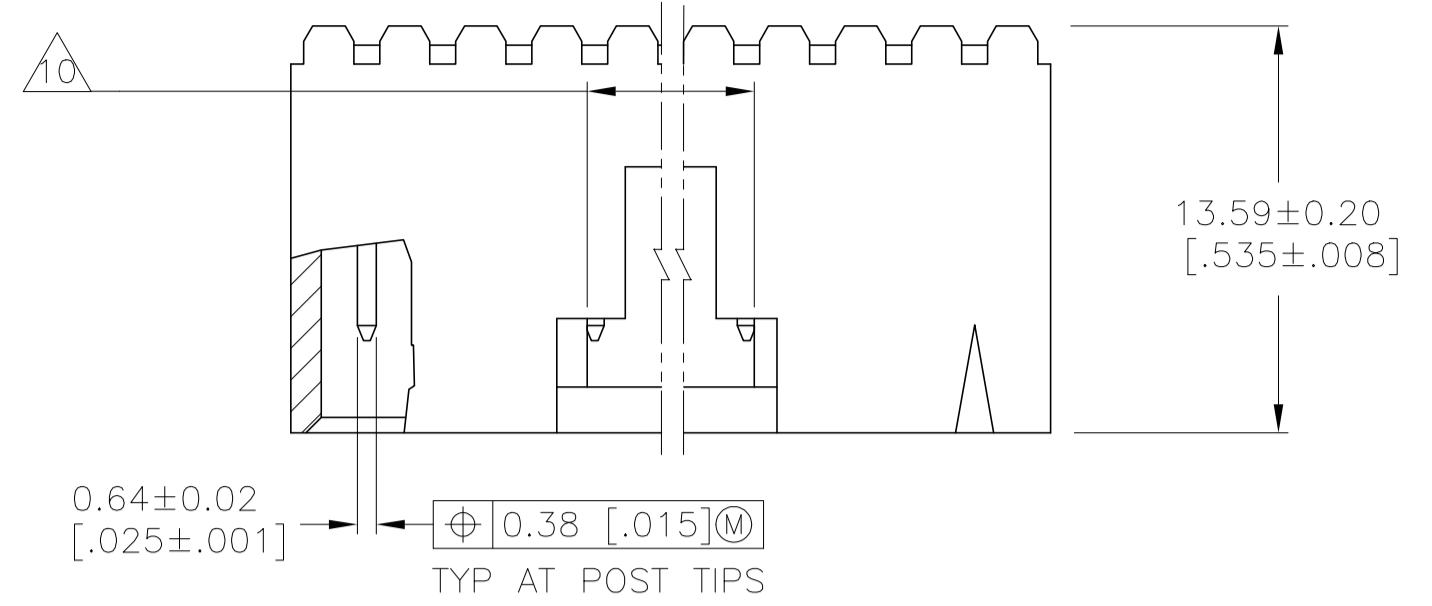


REVISIONS					
P	LTR	DESCRIPTION	DATE	DRN	APVD
V		REVISED PER ECO-17-002584	08APR2017	BDA	MM
W		REVISED PER ECO-20-001323	29MAY2020	SM	JO

- 1 .000100 BRIGHT TIN-LEAD OVER .000050 NICKEL.
- 2 POINT OF MEASUREMENT FOR PLATING THICKNESS.
- 3 THE NOTED DIMENSIONS APPLY AT THE INTERSECTION OF THE POST AND THE HOUSING.
- 4 ON ASSEMBLIES WITH FOUR OR MORE POSITIONS, TWO POLARIZATION SLOTS. ON ASSEMBLIES WITH TWO OR THREE POSITIONS, ONE POLARIZATION SLOT.
- 5 .000100 BRIGHT TIN OVER .000050 NICKEL.
- 6 PRELIMINARY PART - NOT RELEASED FOR PRODUCTION.
- 7 .000100 MATTE TIN OVER .000050 NICKEL.
- 8 HIGH TEMPERATURE CONFIGURATION
- 9 OBSOLETE PARTS: OBSOLETE CIS STREAMLINING PER D.RENAUD/D.SINISI
- 10 0.25 [.10] RECESS PERMISSIBLE IN THIS AREA FOR MOLD SHUT OFF



REMARKS	PLATING	C	B	A	NO. OF POSN	PART NO.
		64.01 [2.520]	65.91 [2.595]	24	25	7-103634-4
		61.47 [2.420]	63.37 [2.495]	23	24	7-103634-3
		58.93 [2.320]	60.83 [2.395]	22	23	7-103634-2
		56.39 [2.220]	58.29 [2.295]	21	22	7-103634-1
		53.85 [2.120]	55.75 [2.195]	20	21	7-103634-0
		51.31 [2.020]	53.21 [2.095]	19	20	6-103634-9
		48.77 [1.920]	50.67 [1.995]	18	19	6-103634-8
		46.23 [1.820]	48.13 [1.895]	17	18	6-103634-7
		43.69 [1.720]	45.59 [1.795]	16	17	6-103634-6
		41.15 [1.620]	43.05 [1.695]	15	16	6-103634-5
		38.61 [1.520]	40.51 [1.595]	14	15	6-103634-4
		36.07 [1.420]	37.97 [1.495]	13	14	6-103634-3
		33.53 [1.320]	35.43 [1.395]	12	13	6-103634-2
		30.99 [1.220]	32.89 [1.295]	11	12	6-103634-1
		28.45 [1.120]	30.35 [1.195]	10	11	6-103634-0
		25.91 [1.020]	27.81 [1.095]	9	10	5-103634-9
		23.37 [.920]	25.27 [.995]	8	9	5-103634-8
		20.83 [.820]	22.73 [.895]	7	8	5-103634-7
		18.29 [.720]	20.19 [.795]	6	7	5-103634-6
		15.75 [.620]	17.65 [.695]	5	6	5-103634-5
		13.21 [.520]	15.11 [.595]	4	5	5-103634-4
		10.67 [.420]	12.57 [.495]	3	4	5-103634-3
		8.13 [.320]	10.03 [.395]	2	3	5-103634-2
		5.59 [.220]	7.49 [.295]	1	2	5-103634-1

9 SUPERCEDED BY 7-103634-4

OBSOLETE

9 SUPERCEDED BY 6-103634-6

REMARK	PLATING	C	B	A	NO. OF POSN	PART NO.
		30.99 [1.220]	32.89 [1.295]	11	12	3-103634-4
		25.91 [1.020]	27.81 [1.095]	9	10	3-103634-3
		23.37 [.920]	25.27 [.995]	8	9	3-103634-2
		18.29 [.720]	20.19 [.795]	6	7	3-103634-1
		15.75 [.620]	17.65 [.695]	5	6	3-103634-0
		5.59 [.220]	7.49 [.295]	1	2	2-103634-9
		41.15 [1.620]	43.05 [1.695]	15	16	2-103634-8
		13.21 [.520]	15.11 [.595]	4	5	2-103634-7
		10.67 [.420]	12.57 [.495]	3	4	2-103634-6
		8.13 [.320]	10.03 [.395]	2	3	2-103634-5
		64.01 [2.520]	65.91 [2.595]	24	25	2-103634-4
		61.47 [2.420]	63.37 [2.495]	23	24	2-103634-3
		58.93 [2.320]	60.83 [2.395]	22	23	2-103634-2
		56.39 [2.220]	58.29 [2.295]	21	22	2-103634-1
		53.85 [2.120]	55.75 [2.195]	20	21	2-103634-0
		51.31 [2.020]	53.21 [2.095]	19	20	1-103634-9
		48.77 [1.920]	50.67 [1.995]	18	19	1-103634-8
		46.23 [1.820]	48.13 [1.895]	17	18	1-103634-7
		43.69 [1.720]	45.59 [1.795]	16	17	1-103634-6
		41.15 [1.620]	43.05 [1.695]	15	16	1-103634-5
		38.61 [1.520]	40.51 [1.595]	14	15	1-103634-4
		36.07 [1.420]	37.97 [1.495]	13	14	1-103634-3
		33.53 [1.320]	35.43 [1.395]	12	13	1-103634-2
		30.99 [1.220]	32.89 [1.295]	11	12	1-103634-1
		28.45 [1.120]	30.35 [1.195]	10	11	1-103634-0
		25.91 [1.020]	27.81 [1.095]	9	10	103634-9
		23.37 [.920]	25.27 [.995]	8	9	103634-8
		20.83 [.820]	22.73 [.895]	7	8	103634-7
		18.29 [.720]	20.19 [.795]	6	7	103634-6
		15.75 [.620]	17.65 [.695]	5	6	103634-5
		13.21 [.520]	15.11 [.595]	4	5	103634-4
		10.67 [.420]	12.57 [.495]	3	4	103634-3
		8.13 [.320]	10.03 [.395]	2	3	103634-2
		5.59 [.220]	7.49 [.295]	1	2	103634-1

THIS DRAWING IS A CONTROLLED DOCUMENT.

DRN: S. SHUEY 3-5-91
 DWR: L. CASTAGNA 3-27-91
 APVD: L. CASTAGNA 3-27-91

DIMENSIONS: mm [INCHES]

TOLERANCES UNLESS OTHERWISE SPECIFIED:
 0 PLC ±
 1 PLC ±
 2 PLC ±
 3 PLC ±
 4 PLC ±
 ANGLES ±

MATERIAL: HOUSING: FLAME RETARDENT LCP, COLOR BLACK CONTACTS: BRASS

FINISH: SEE TABLE

SCALE: 4:1

TE Connectivity
 HDRASSY, RTANGLE, SINGLEROW, 2.54[.100]C/LO.64[.025]SOPST, WITHPLZN&LATCHING, AMPMODUMTE

108-25034
 APPLICATION SPEC
 114-25026

SIZE: A1 CAGE CODE: 00779 DRAWING NO: 103634

RESTRICTED TO: CUSTOMER DRAWING

SCALE: 4:1 SHEET 1 OF 1 REV W

X-ON Electronics

Largest Supplier of Electrical and Electronic Components

Click to view similar products for [Headers & Wire Housings](#) category:

Click to view products by [TE Connectivity](#) manufacturer:

Other Similar products are found below :

[892-18-020-10-001101](#) [58102-G61-06LF](#) [582553-1](#) [0009485154](#) [009176003701906](#) [0050291907](#) [LY20-4P-DT1-P1E-BR](#) [02.125.8002.8](#)
[609-3404](#) [61062-3](#) [61082-181009](#) [622-3653LF](#) [63453-116](#) [636-1030](#) [636-1427](#) [636-3427](#) [636-4007](#) [641938-9](#) [641991-4](#) [644827-2](#) [65817-010LF](#) [65817-015LF](#) [65863-015LF](#) [66207-023LF](#) [67095-007LF](#) [67601157](#) [68645-018](#) [68648-049](#) [70.362.1628.0](#) [70-4210](#) [70-4226B](#) [70-4853B](#) [707-5020](#) [707-5028](#) [71.350.2428.0](#) [71918-208LF](#) [71961-016LF](#) [733-134](#) [733-162](#) [754199-000](#) [760-3052](#) [787-8014-00](#) [79531-3000](#)
[FCN-360C032-B](#) [FCN-367T-T012/H](#) [FCN-723D010/2](#) [80.063.4001.1](#) [800-90-001-10-001000](#) [800-90-010-10-002000](#) [801-43-002-10-013000](#)