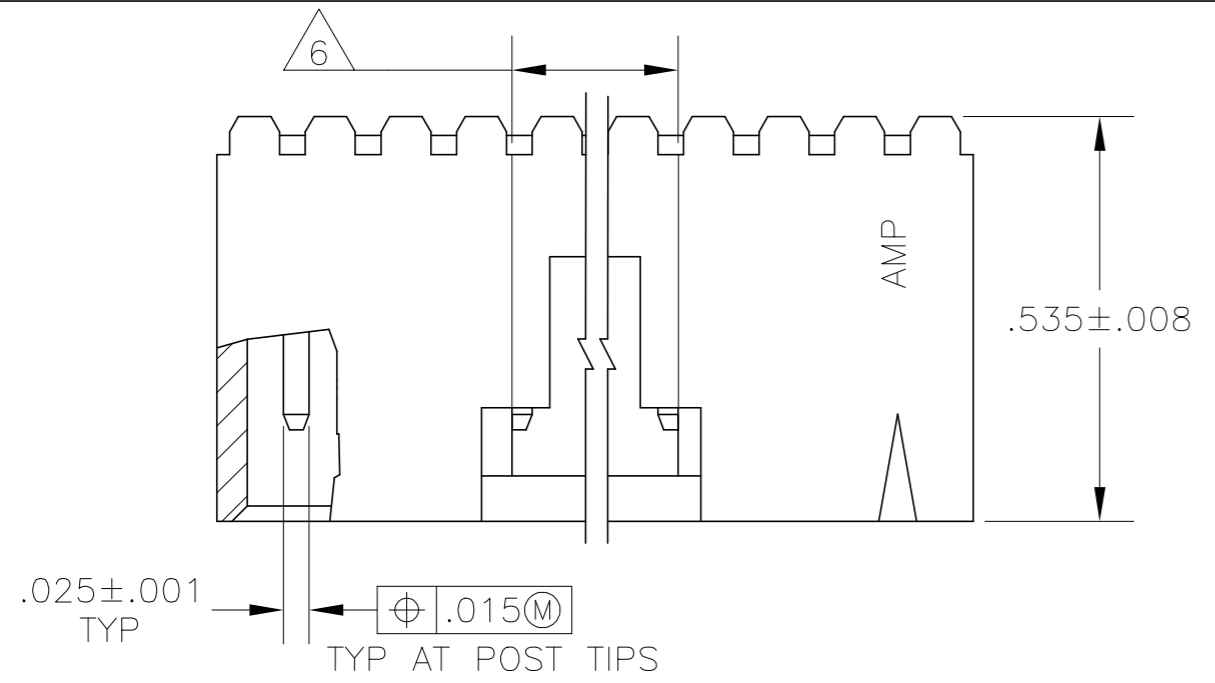
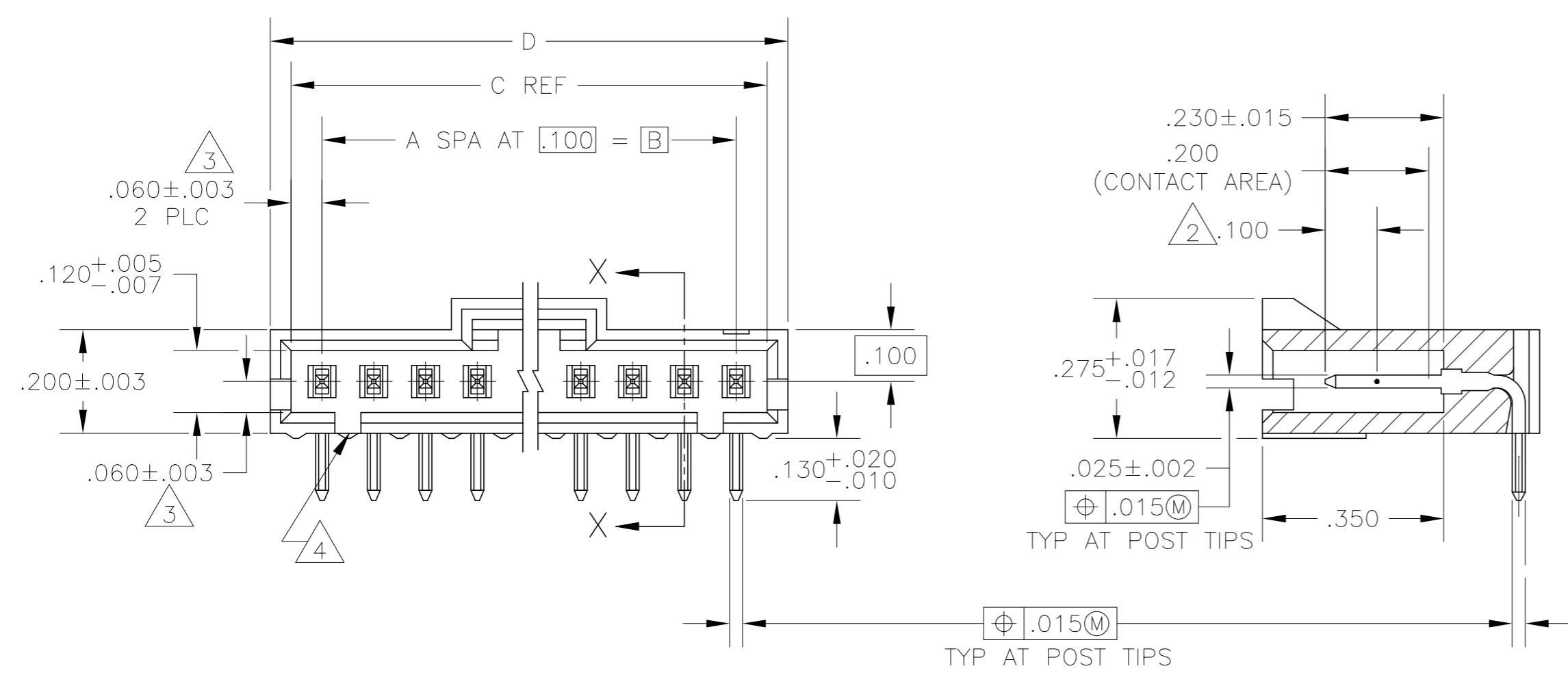


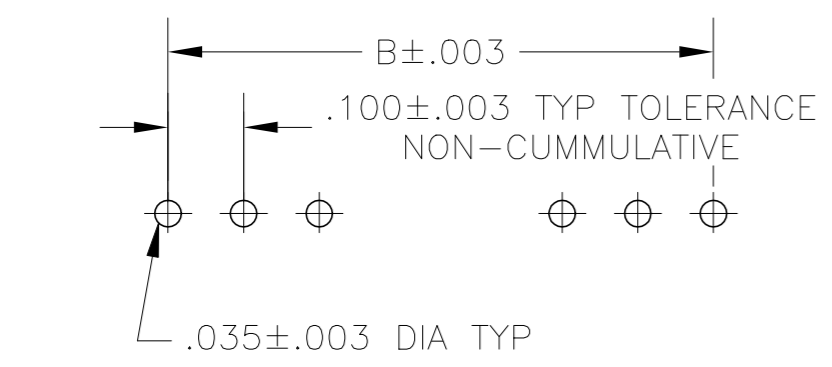
REVISIONS					
P	LTR	DESCRIPTION	DATE	DWN	APVD
N		REVISED PER ECO-17-002584	10APR2017	BDA	MM
P		REVISED PER ECO-20-001323	19JUN2020	SM	JO



- 1 .000030 GOLD IN THE CONTACT AREA, .000100-.000200 MATTE TIN-LEAD ON THE SOLDER TAIL, ALL OVER .000050 NICKEL
- 2 POINT OF MEASUREMENT FOR PLATING THICKNESS
- 3 THE NOTED DIMENSIONS APPLY FROM THE BASIC DIMENSION LINE (NOT THE POST CENTERLINE) TO THE SURFACE INDICATED
- 4 ON ASSEMBLIES WITH FOUR OR MORE POSITIONS, TWO POLARIZATION SLOTS. ON ASSEMBLIES WITH TWO OR THREE POSITIONS, ONE POLARIZATION SLOT.
- 5 OBSOLETE PARTS: OBSOLETE CIS STREAMLINING PER D.RENAUD/D.SINISI
- 6 .010 RECESS PERMISSIBLE IN THIS AREA FOR MOLD SHUT OFF



5	SUPERSEDED BY 7-104935-4	2.595	2.520	2.400	24	25	2-103906-4
		2.495	2.420	2.300	23	24	2-103906-3
5	SUPERSEDED BY 7-104935-2	2.395	2.320	2.200	22	23	2-103906-2
5	SUPERSEDED BY 7-104935-1	2.295	2.220	2.100	21	22	2-103906-1
5	SUPERSEDED BY 7-104935-0	2.195	2.120	2.000	20	21	2-103906-0
		2.095	2.020	1.900	19	20	1-103906-9
5	SUPERSEDED BY 6-104935-8	1.995	1.920	1.800	18	19	1-103906-8
5	SUPERSEDED BY 6-104935-7	1.895	1.820	1.700	17	18	1-103906-7
5	SUPERSEDED BY 6-104935-6	1.795	1.720	1.600	16	17	1-103906-6
		1.695	1.620	1.500	15	16	1-103906-5
5	SUPERSEDED BY 6-104935-4	1.595	1.520	1.400	14	15	1-103906-4
		1.495	1.420	1.300	13	14	1-103906-3
5	SUPERSEDED BY 6-104935-2	1.395	1.320	1.200	12	13	1-103906-2
		1.295	1.220	1.100	11	12	1-103906-1
		1.195	1.120	1.000	10	11	1-103906-0
		1.095	1.020	.900	9	10	103906-9
		.995	.920	.800	8	9	103906-8
		.895	.820	.700	7	8	103906-7
		.795	.720	.600	6	7	103906-6
		.695	.620	.500	5	6	103906-5
		.595	.520	.400	4	5	103906-4
		.495	.420	.300	3	4	103906-3
		.395	.320	.200	2	3	103906-2
		.295	.220	.100	1	2	103906-1
		D	C	B	A	NO OF POS	ASSEMBLY PART NUMBER



RECOMMENDED HOLE LAYOUT

SECTION X-X

THIS DRAWING IS A CONTROLLED DOCUMENT.		DWN LA MAYER 4-30-86		
DIMENSIONS: INCHES		CHK P deJONG 4-30-86		
TOLERANCES UNLESS OTHERWISE SPECIFIED:		APVD P deJONG 4-30-86	NAME	
0 PLC ± -		108-25034		
1 PLC ± -		APPLICATION SPEC		
2 PLC ± -		SIZE CAGE CODE DRAWING NO		
3 PLC ± .005		A2 00779 C=103906		
4 PLC ± -		RESTRICTED TO		
ANGLES ± -		WEIGHT		
MATERIAL HOUSING: FLAME RETARDANT LCP, COLOR-BLACK CONTACTS: BRASS		CUSTOMER DRAWING		
POST: 1		SCALE 4:1 SHEET 1 of 1 REV P		

## X-ON Electronics

Largest Supplier of Electrical and Electronic Components

*Click to view similar products for [Headers & Wire Housings](#) category:*

*Click to view products by [TE Connectivity](#) manufacturer:*

Other Similar products are found below :

[892-18-020-10-001101](#) [58102-G61-06LF](#) [582553-1](#) [0009485154](#) [009176003701906](#) [0050291907](#) [LY20-4P-DT1-P1E-BR](#) [02.125.8002.8](#)  
[609-3404](#) [61062-3](#) [61082-181009](#) [622-3653LF](#) [63453-116](#) [636-1030](#) [636-1427](#) [636-3427](#) [636-4007](#) [641938-9](#) [641991-4](#) [644827-2](#) [65817-010LF](#) [65817-015LF](#) [65863-015LF](#) [66207-023LF](#) [67095-007LF](#) [67601157](#) [68645-018](#) [68648-049](#) [70.362.1628.0](#) [70-4210](#) [70-4226B](#) [70-4853B](#) [707-5020](#) [707-5028](#) [71.350.2428.0](#) [71918-208LF](#) [71961-016LF](#) [733-134](#) [733-162](#) [754199-000](#) [760-3052](#) [787-8014-00](#) [79531-3000](#)  
[FCN-360C032-B](#) [FCN-367T-T012/H](#) [FCN-723D010/2](#) [80.063.4001.1](#) [800-90-001-10-001000](#) [800-90-010-10-002000](#) [801-43-002-10-013000](#)