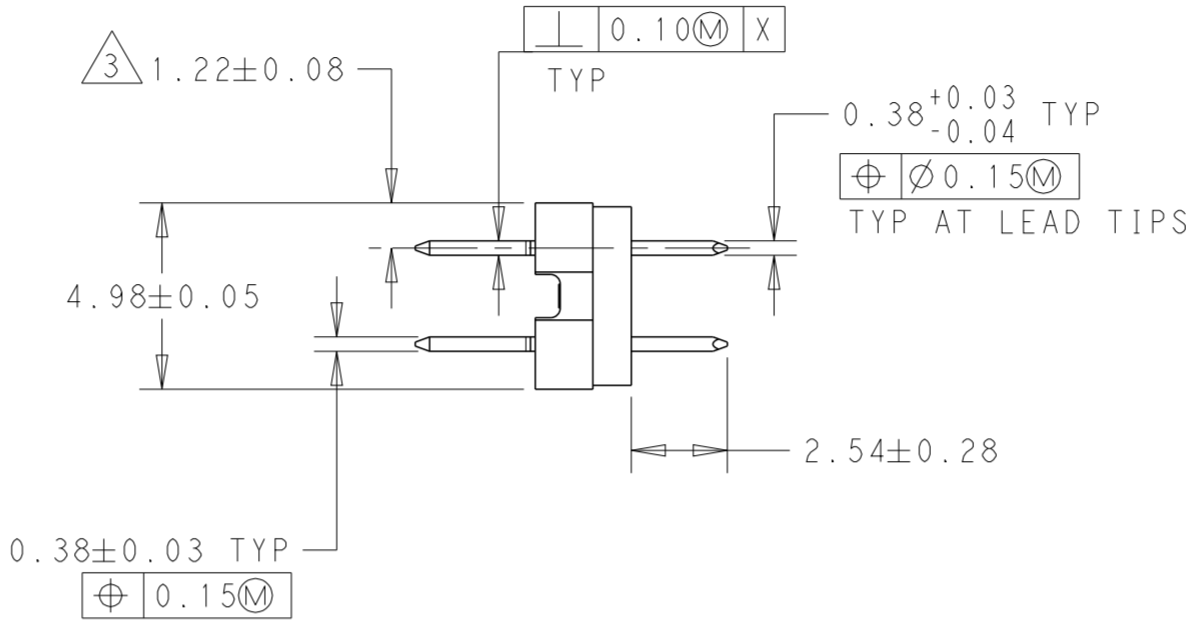
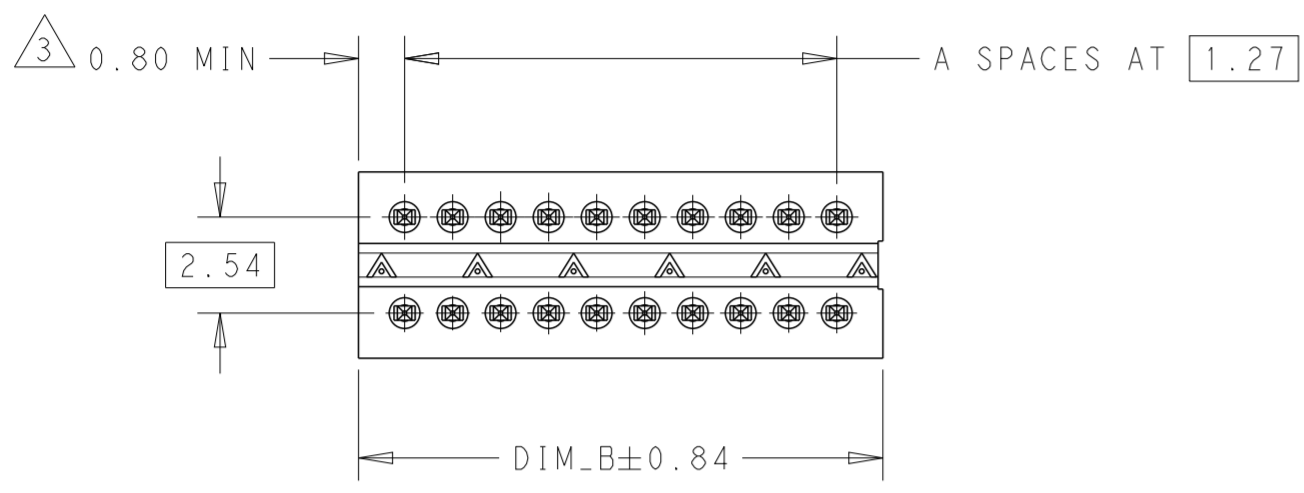
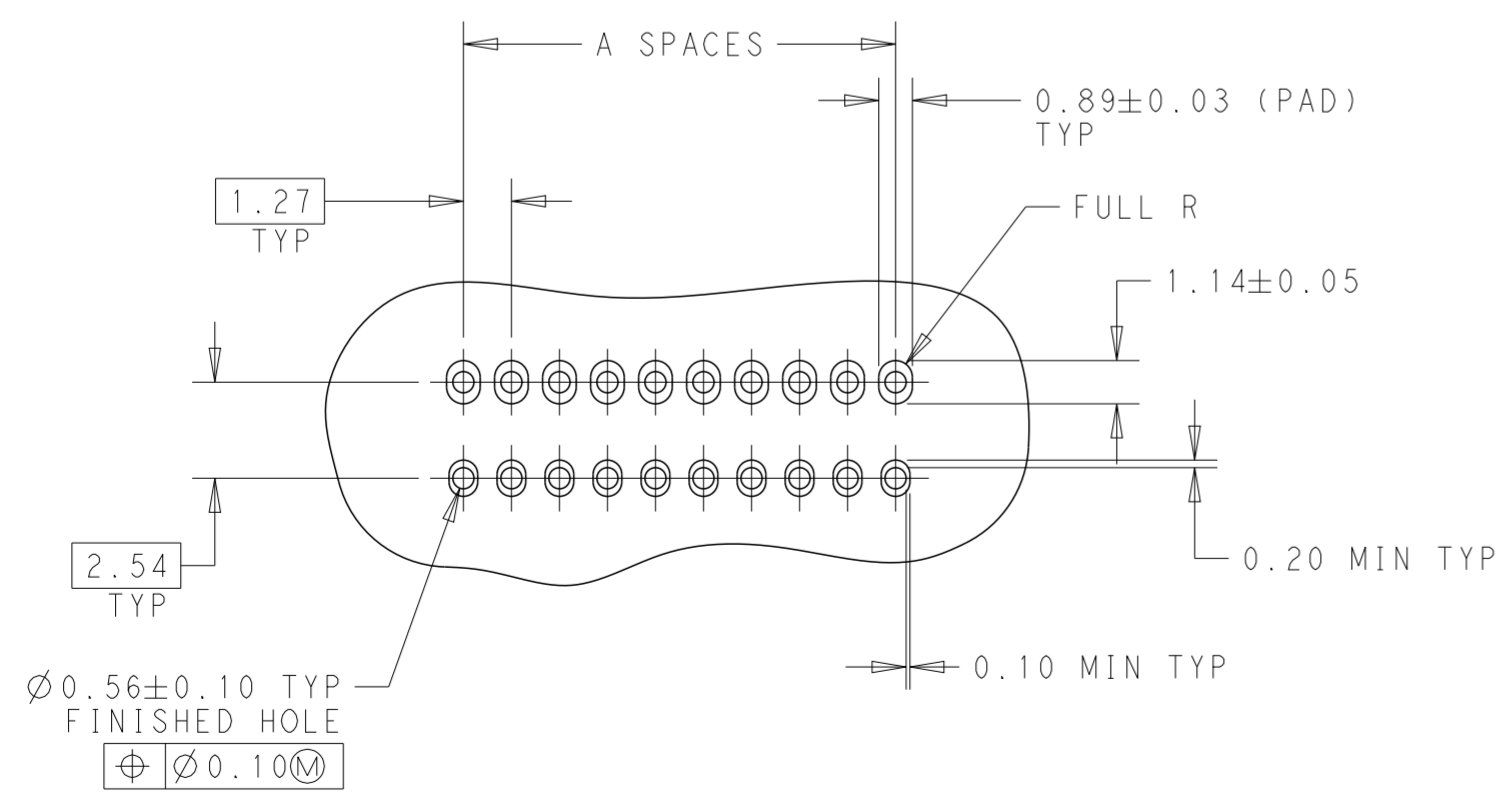
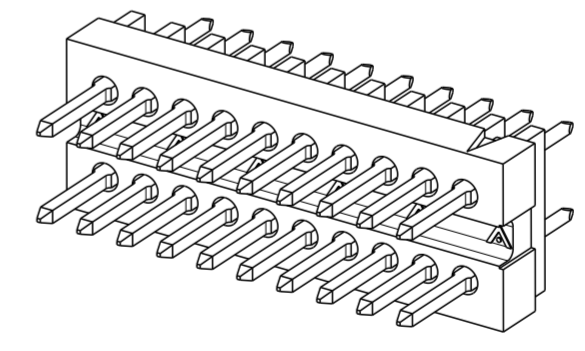
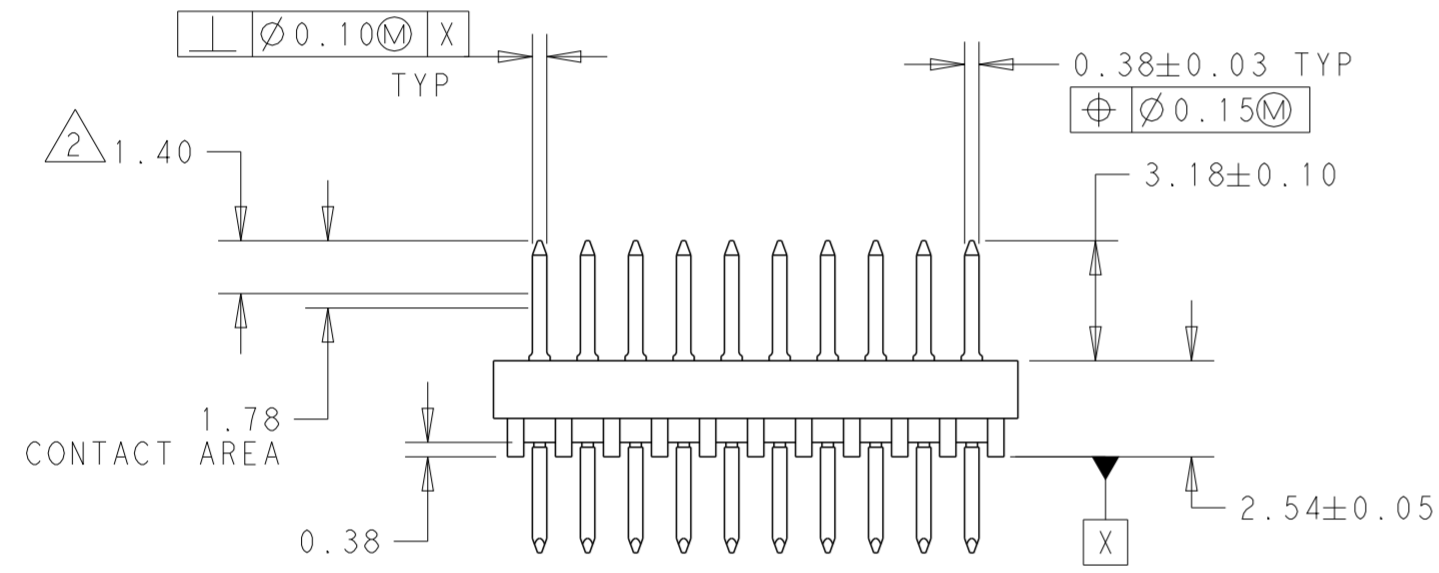


THIS DRAWING IS UNPUBLISHED. RELEASED FOR PUBLICATION 20
 © COPYRIGHT 20 BY - ALL RIGHTS RESERVED.

REVISIONS				
P	LTR	DESCRIPTION	DATE	APVD
	U	REDRAWN IN CREO	03NOV2017	GR JO



- 1 CONTACT AREAS PLATED WITH 0.000762 GOLD; SOLDER LEADS PLATED WITH 0.00381 MIN TIN-LEAD; ALL OVER 0.00127 MIN NICKEL
- 2 POINT OF MEASUREMENT FOR PLATING THICKNESS
- 3 THE NOTED DIMENSIONS APPLY AT THE INTERSECTION OF THE POST AND HOUSING.
- 4 CONTACT AREA PLATED WITH 0.000762 GOLD; SOLDER LEADS PLATED WITH 0.00381 MIN TIN; ALL OVER 0.00127 MIN NICKEL
- 5 MATERIAL: HOUSING - THERMOPLASTIC, COLOR-BLACK CONTACT - COPPER ALLOY
- 6 ROHS 2002/95/EC COMPLIANT
- 7. NOTE DELETED
- 8. NOTE DELETED
- 9 FINISH: 0.0000254 MIN. GOLD ON GOLD PLATED AREA, 0.00381-0.00635 MATTE TIN LEAD ON TIN PLATE AREA, UNDER PLATING SHOULD BE 0.00127-0.00254 NICKEL ON ENTIRE CONTACT, GOLD AND TIN PLATING MAY NOT OVERLAP
- 10 FINISH: 0.0000254 MIN. GOLD ON GOLD PLATED AREA, 0.00381-0.00635 MATTE TIN ON TIN PLATE AREA, UNDER PLATING SHOULD BE 0.00127-0.00254 NICKEL ON ENTIRE CONTACT, GOLD AND TIN PLATING MAY NOT OVERLAP
- 11. NOTE DELETED
- 12. NOTE DELETED



RECOMMENDED HOLE PATTERN FOR MANUAL INSERTION

THIS DRAWING IS A CONTROLLED DOCUMENT.		DWN G. RAMESH 09NOV2017	TE Connectivity	
		CHK J. OLSON 03NOV2017		
DIMENSIONS: mm		APVD J. OLSON 03NOV2017	NAME HEADER ASSEMBLY, VERTICAL, UNSHROUDED, AMPMODU SYSTEM 50 AMPMODU System 50	
TOLERANCES UNLESS OTHERWISE SPECIFIED:		PRODUCT SPEC 108-1093	SIZE CAGE CODE DRAWING NO	
0 PLC ±		APPLICATION SPEC 114-25031	A200779 C-103916	
1 PLC ±0.3		WEIGHT -	RESTRICTED TO	
2 PLC ±0.13		CUSTOMER DRAWING	SCALE 5:1 SHEET 1 OF 2 REV U	
3 PLC ±				
4 PLC ±				
ANGLES ±0.5°				
FINISH SEE TABLE				
5				

THIS DRAWING IS UNPUBLISHED. RELEASED FOR PUBLICATION 20
 © COPYRIGHT 20 BY - ALL RIGHTS RESERVED.

REVISIONS				
P	LTR	DESCRIPTION	DATE	APVD
-	-	SEE SHEET 1	-	-

10	23.24	17	36	8-103916-8
	63.88	49	100	8-103916-7
	51.18	39	80	8-103916-6
	46.1	35	72	8-103916-5
	38.48	29	60	8-103916-4
	32.13	24	50	8-103916-3
	28.32	21	44	8-103916-2
	25.78	19	40	8-103916-1
	21.97	16	34	8-103916-0
	19.43	14	30	7-103916-9
	16.89	12	26	7-103916-8
	15.62	11	24	7-103916-7
	10.54	7	16	7-103916-6
	9.27	6	14	7-103916-5
	8.00	5	12	7-103916-4
	5.46	3	8	7-103916-3
	13.08	9	20	7-103916-2
6.73	4	10	7-103916-1	
4	23.24	17	36	6-103916-8
	63.88	49	100	6-103916-7
	51.18	39	80	6-103916-6
	38.48	29	60	6-103916-4
	32.13	24	50	6-103916-3
	25.78	19	40	6-103916-1
	19.43	14	30	5-103916-9
	10.54	7	16	5-103916-6
	5.46	3	8	5-103916-3
	13.08	9	20	5-103916-2
6.73	4	10	5-103916-1	
FINISH	DIM_B	DIM_A	NO OF POSN	PART NUMBER

9	23.24	17	36	3-103916-8
	63.88	49	100	3-103916-7
	51.18	39	80	3-103916-6
	46.10	35	72	3-103916-5
	38.48	29	60	3-103916-4
	32.13	24	50	3-103916-3
	28.32	21	44	3-103916-2
	25.78	19	40	3-103916-1
	21.97	16	34	3-103916-0
	19.43	14	30	2-103916-9
	16.89	12	26	2-103916-8
	15.62	11	24	2-103916-7
	10.54	7	16	2-103916-6
	9.27	6	14	2-103916-5
	8.00	5	12	2-103916-4
	5.46	3	8	2-103916-3
	13.08	9	20	2-103916-2
6.73	4	10	2-103916-1	
1	23.24	17	36	1-103916-8
	63.88	49	100	1-103916-7
	51.18	39	80	1-103916-6
	46.10	35	72	1-103916-5
	38.48	29	60	1-103916-4
	32.13	24	50	1-103916-3
	28.32	21	44	1-103916-2
	25.78	19	40	1-103916-1
	21.97	16	34	1-103916-0
	19.43	14	30	103916-9
	16.89	12	26	103916-8
	15.62	11	24	103916-7
	10.54	7	16	103916-6
	9.27	6	14	103916-5
	8.00	5	12	103916-4
	5.46	3	8	103916-3
	13.08	9	20	103916-2
6.73	4	10	103916-1	
FINISH	DIM_B	DIM_A	NO OF POSN	PART NUMBER

THIS DRAWING IS A CONTROLLED DOCUMENT.		DWN G. RAMESH 09NOV2017	STE TE Connectivity	
DIMENSIONS: mm		CHK J. OLSON 03NOV2017		
TOLERANCES UNLESS OTHERWISE SPECIFIED:		APVD J. OLSON 03NOV2017	NAME HEADER ASSEMBLY, VERTICAL, UNSHROUDED, AMPMODU SYSTEM 50 AMPMODU System 50	
0 PLC ± 1 PLC ±0.3 2 PLC ±0.13 3 PLC ± 4 PLC ±		PRODUCT SPEC 108-1093	SIZE A200779	
ANGLES ±0.5°		APPLICATION SPEC 114-25031	DRAWING NO C-103916	
FINISH SEE TABLE		WEIGHT -	RESTRICTED TO -	
MATERIAL -		CUSTOMER DRAWING		SCALE 5:1 SHEET 2 OF 2 REV U

X-ON Electronics

Largest Supplier of Electrical and Electronic Components

Click to view similar products for [Board to Board & Mezzanine Connectors](#) category:

Click to view products by [TE Connectivity](#) manufacturer:

Other Similar products are found below :

[589158040000018](#) [MDF7C-18P-2.54DSA\(55\)](#) [FCN-230C068-11](#) [FCN-268F012-G/BD](#) [FCN-268F036-G/BD](#) [FCN-268M012-G/0D](#) [FCN-268M024-G/1D](#) [FCN-723J004/1](#) [MIS-048-01-F-D-DP-K](#) [832-10-034-10-001000](#) [FX4C-80S-1.27DSA](#) [FCN-214Q030-G/0](#) [FCN-234P048-G/0](#) [FCN-235D050-G/C](#) [210-93-314-41-105000](#) [2-22603-0](#) [MDF7-40DP-2.54DSA\(55\)](#) [AXG720047](#) [5031084030](#) [MIT-114-03-F-D-K](#) [55323-1519](#) [DF33-2P-3.3DSA\(24\)](#) [YFT-20-05-H-03-SB-K](#) [503308-3040](#) [026-6203-PDB](#) [027-6203-PDB](#) [069159702701000](#) [10123981-102LF](#) [101A10019X](#) [55650-0588-C](#) [68682-310LF](#) [68684-306](#) [75140-7012](#) [87471-650](#) [194261-1](#) [FCN-268F024-G0D](#) [10124054-515LF](#) [68685-603](#) [8-1616154-3](#) [MIS-019-01-F-D](#) [FCN-268M024-G/3D](#) [20021832-06016C1LF](#) [KX15-20KLDL-E1000E](#) [MDF7-16DP-2.54DSA\(55\)](#) [AXE810124](#) [FCN-214J100-G/0](#) [FCN-230C068-E/S](#) [AXE812124](#) [AXE816124](#) [AXE720127](#)