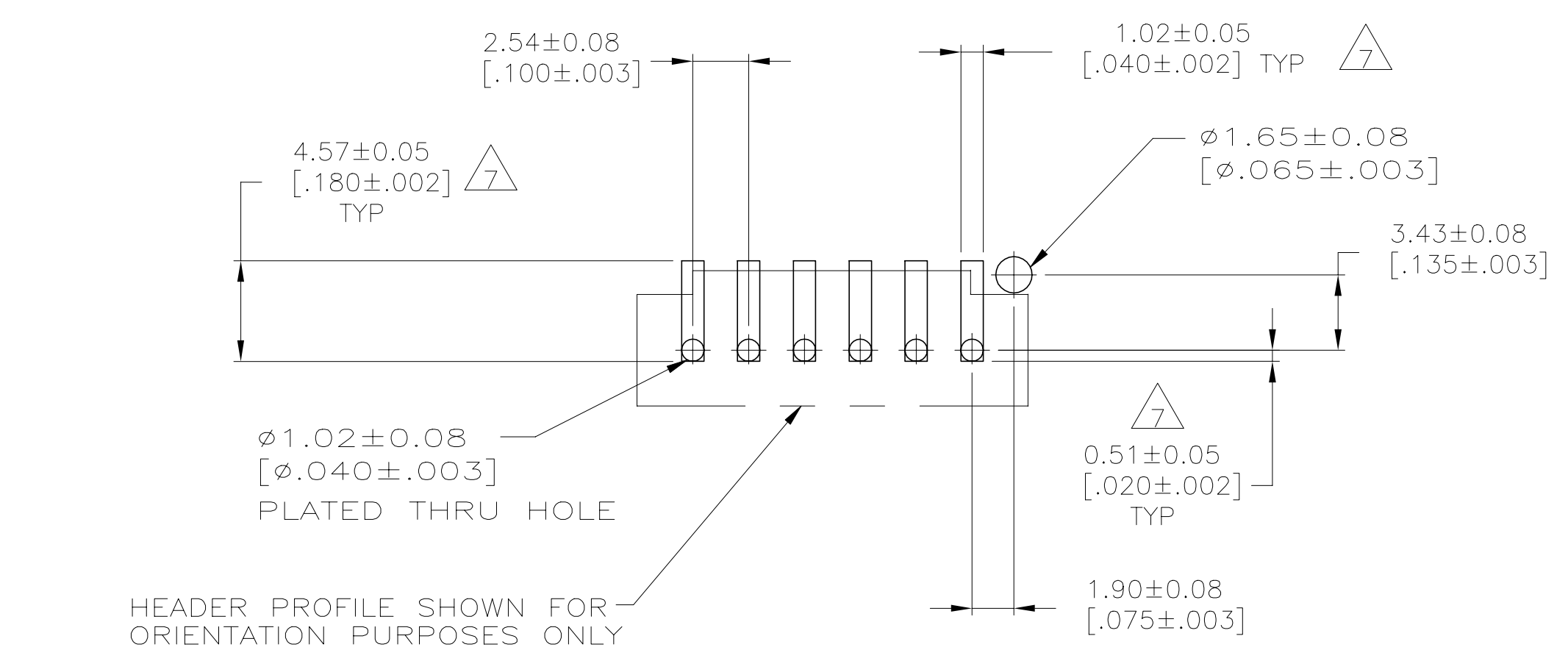
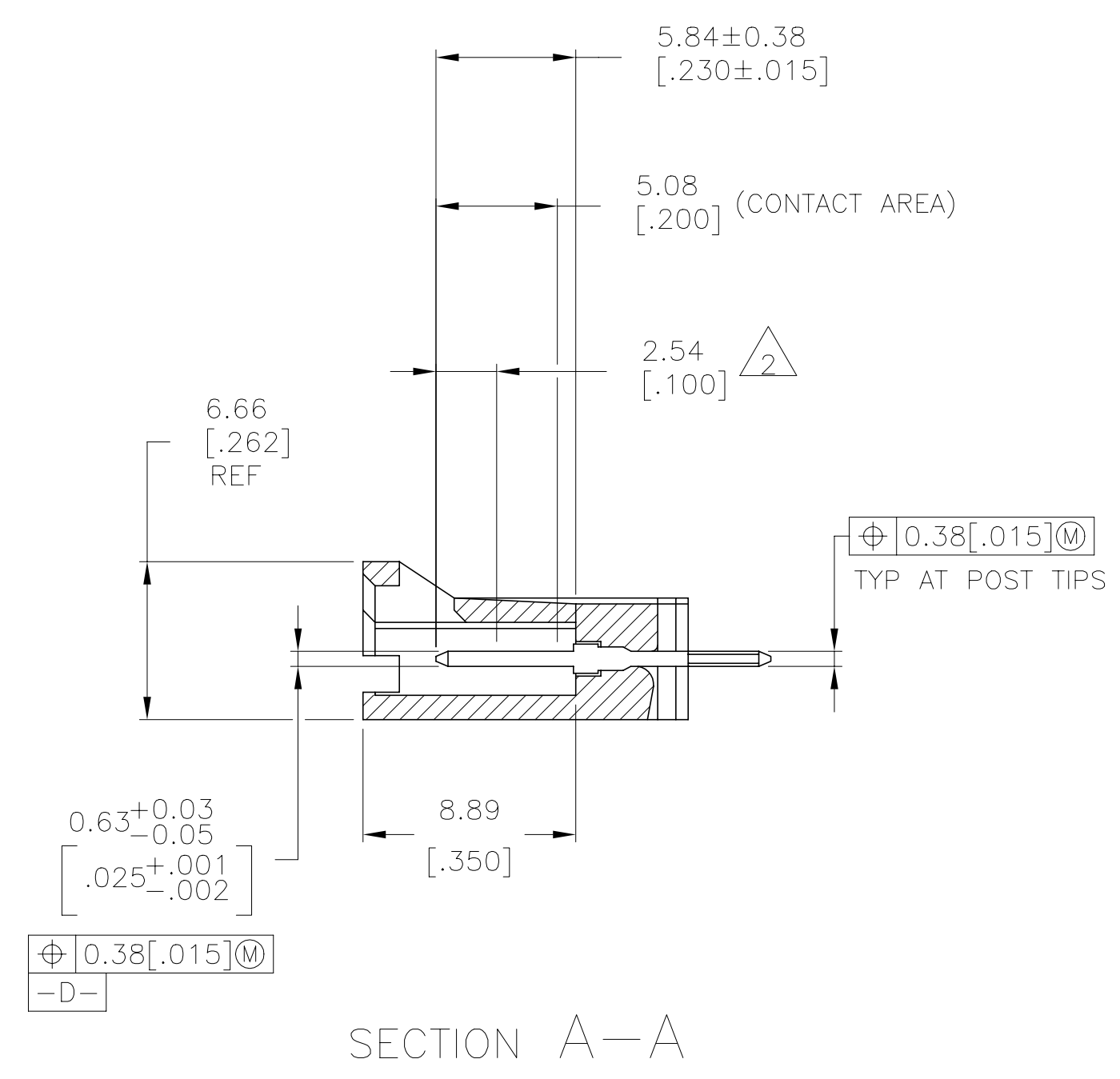
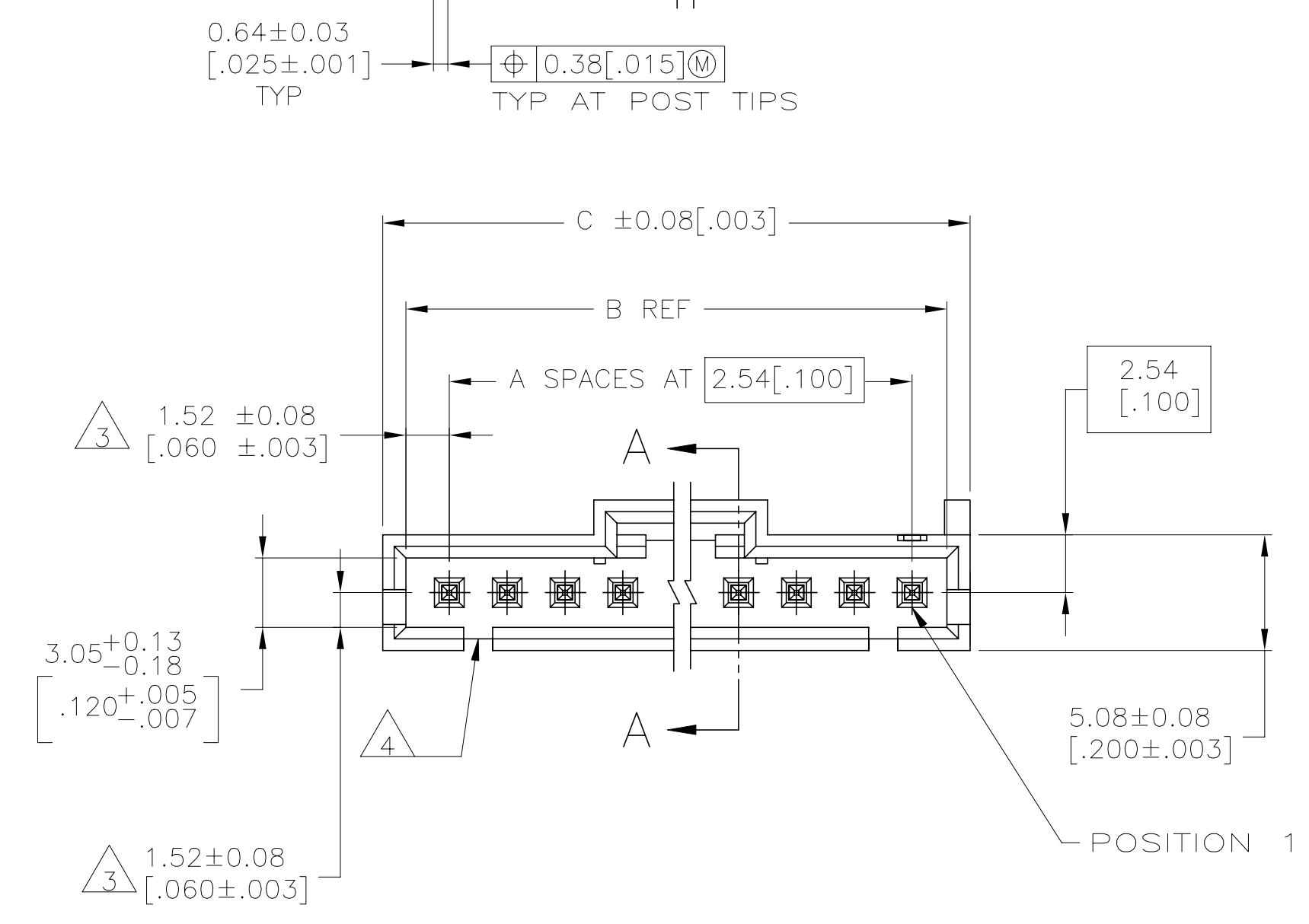
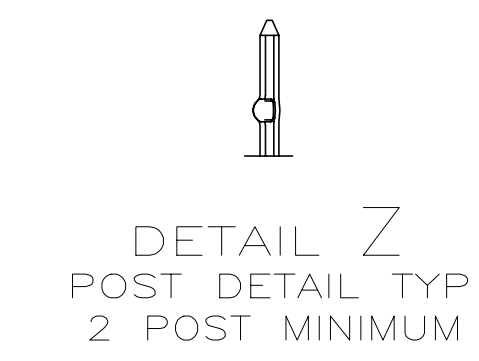
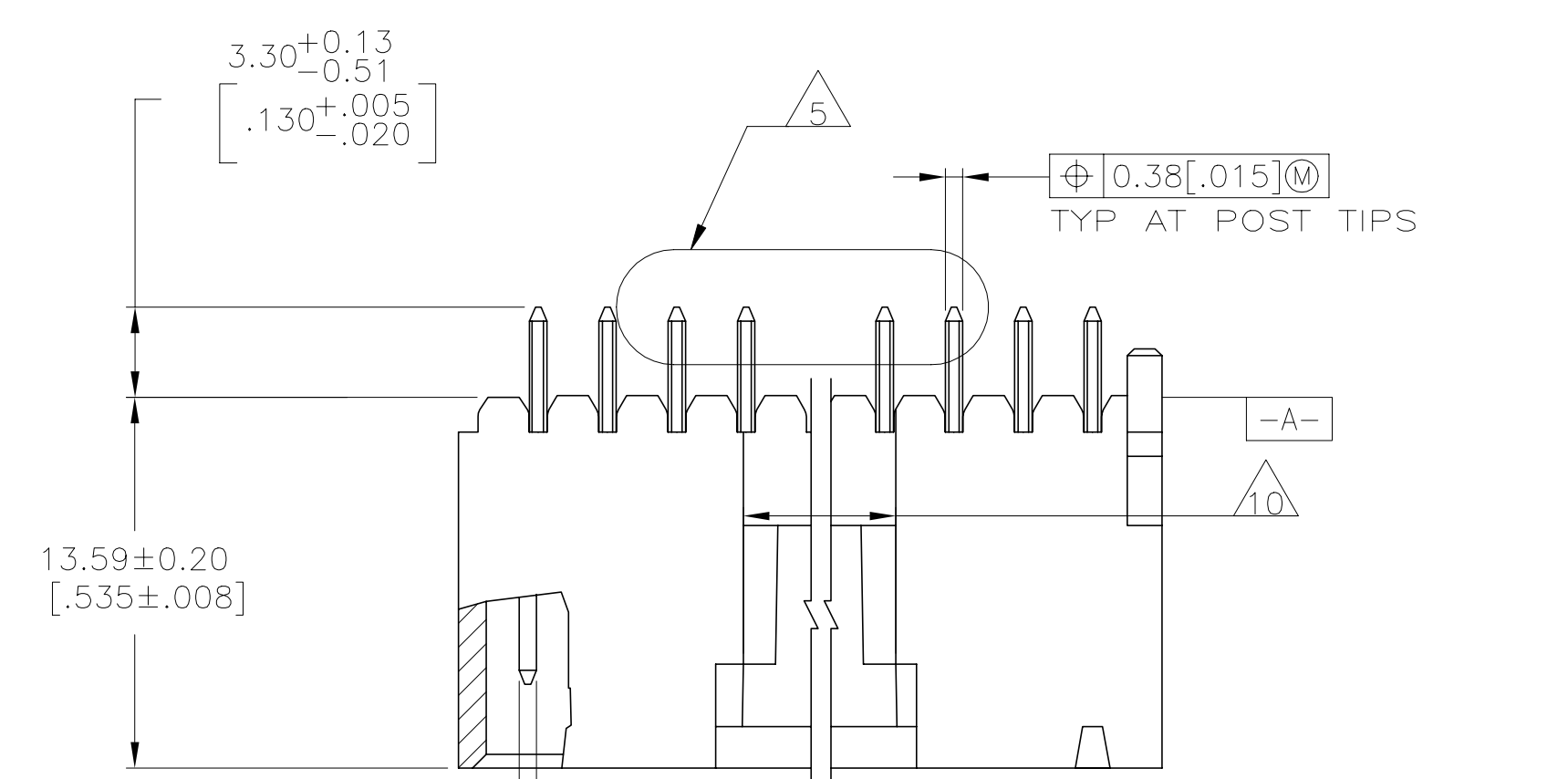


REVISIONS					
P	LTR	DESCRIPTION	DATE	DRN	APVD
N	REVISED PER ECO-20-001327		05JUN2020	SB	JO



RECOMMENDED PC BOARD MOUNTING DIMENSIONS
RECOMMENDED STENCIL THICKNESS = 0.25[.010]

- 1 FINISH: .00038[.000015] GOLD IN THE CONTACT AREA, .00254[.000100] MATTE TIN-LEAD ON REMAINDER OF CONTACT, ALL OVER .00127[.000050] NICKEL.
- 2 POINT OF MEASUREMENT FOR PLATING THICKNESS.
- 3 THE NOTED DIMENSIONS APPLY FROM THE BASIC DIMENSION CENTER LINE (NOT THE POST CENTER LINE) TO THE SURFACE INDICATED.
- 4 ONE POLARIZATION SLOT FOR 2 AND 3 POSITION ASSEMBLIES ONLY.
- 5 SELECT POST TAILS FORMED TO PROVIDE CONNECTOR HOLD DOWN UNTIL SOLDERED, CONFIGURATION ACCEPTS 0.69[.027]-2.03[.080] THICK PRINTED CIRCUIT BOARD. (SEE DETAIL Z).
- 6 PARTS ARE PACKAGED IN GANG OF TUBES.
- 7 DIMENSIONS NOTED ARE FOR SOLDER STENCIL LAYOUT FOR USE WITH 1.58±0.20[.062±.008] THICK PRINTED CIRCUIT BOARDS.
- 8 MATERIAL- HOUSING: LCP, COLOR-BLACK. POSTS: BRASS.
- 9 FINISH: .00038[.000015] GOLD IN THE CONTACT AREA, .00254[.000100] MATTE TIN ON REMAINDER OF CONTACT, ALL OVER .00127[.000050] NICKEL.
- 10 0.25 [.010] RECESS PERMISSIBLE IN THIS AREA FOR MOLD SHUT OFF

9	32.89 [1.295]	30.99 [1.220]	1 1	12	6-104809-1
9	30.35 [1.195]	28.45 [1.120]	10	1 1	6-104809-0
9	27.81 [1.095]	25.91 [1.020]	9	10	5-104809-9
9	25.27 [.995]	23.37 [.920]	8	9	5-104809-8
9	22.73 [.895]	20.83 [.820]	7	8	5-104809-7
9	20.19 [.795]	18.29 [.720]	6	7	5-104809-6
9	17.65 [.695]	15.75 [.620]	5	6	5-104809-5
9	15.11 [.595]	13.21 [.520]	4	5	5-104809-4
9	12.57 [.495]	10.67 [.420]	3	4	5-104809-3
9	10.03 [.395]	8.13 [.320]	2	3	5-104809-2
9	7.49 [.295]	5.59 [.220]	1	2	5-104809-1
1	32.89 [1.295]	30.99 [1.220]	1 1	12	1-104809-1
1	30.35 [1.195]	28.45 [1.120]	10	1 1	1-104809-0
1	27.81 [1.095]	25.91 [1.020]	9	10	104809-9
1	25.27 [.995]	23.37 [.920]	8	9	104809-8
1	22.73 [.895]	20.83 [.820]	7	8	104809-7
1	20.19 [.795]	18.29 [.720]	6	7	104809-6
1	17.65 [.695]	15.75 [.620]	5	6	104809-5
1	15.11 [.595]	13.21 [.520]	4	5	104809-4
1	12.57 [.495]	10.67 [.420]	3	4	104809-3
1	10.03 [.395]	8.13 [.320]	2	3	104809-2
1	7.49 [.295]	5.59 [.220]	1	2	104809-1
PLATING	C	B	A	NO. OF POSN	PART NO.

THIS DRAWING IS A CONTROLLED DOCUMENT. DWN R BROWN 09FEB01
DK K WRIGHT 09FEB01

TE Connectivity

STE

PLZD HDR ASSY, AMPMODU MTE, VERTICAL SINGLE ROW, 2.54[.100] CL, 0.64[.025] SQ POSTS, WITH LATCHING & HOLD DOWN

APVD K WRIGHT 09FEB01

PRODUCT SPEC

APPLICATION SPEC

SIZE CAGE CODE DRAWING NO RESTRICTED TO

A1 00779 C=104809

MATERIAL SEE NOTE 8 FINISH SEE TABLE WEIGHT - SCALE 4:1 SHEET 1 OF 1 REV N

CUSTOMER DRAWING

X-ON Electronics

Largest Supplier of Electrical and Electronic Components

Click to view similar products for [Headers & Wire Housings](#) category:

Click to view products by [TE Connectivity](#) manufacturer:

Other Similar products are found below :

[95000-104TRLF](#) [10135584-644402LF](#) [DF62W-EP2022PCA](#) [95000-106TRLF](#) [DF62W-2022SCA](#) [DF62W-EP2022PC](#) [2203348](#) [DF62W-2022SC](#) [1084018](#) [1029039](#) [1084017](#) [802-10-012-10-002000](#) [1112640](#) [1112639](#) [000-34000](#) [0009482033](#) [0009507031](#) [57102-S06-03LF](#) [57202-S52-04LF](#) [PCN6-15S-2.5E](#) [0039019024](#) [58102-G61-06LF](#) [582553-1](#) [0009508121](#) [0050291907](#) [018731A](#) [LY20-4P-DT1-P1E-BR](#) [02.125.8002.8](#) [60101931](#) [60598-1 \(Cut Strip\)](#) [M1625-3R/100](#) [61062-3](#) [61082-181009](#) [636-1427](#) [638009-1](#) [641938-9](#) [641991-4](#) [644168-1](#) [647662-1](#) [65039-019ELF](#) [65817-002LF](#) [65817-015LF](#) [65863-015LF](#) [66207-023LF](#) [67016-026LF](#) [67046-001LF](#) [67095-007LF](#) [68002-116](#) [68016-236H](#) [68648-049](#)