

## FOR MORE INFORMATION

[te.com/products/HTS](http://te.com/products/HTS)


### TE Technical Support Center

Internet: [te.com/help](http://te.com/help)  
USA: +1 (800) 522-6752  
Canada: +1 (905) 475-6222  
Mexico: +52 (0) 55-1106-0800  
Latin/S. America: +54 (0) 11-4733-2200  
Germany: +49 (0) 6251-133-1999  
UK: +44 (0) 800-267666  
France: +33 (0) 1-3420-8686  
Netherlands: +31 (0) 73-6246-999  
China: +86 (0) 400-820-6015

Part numbers in this brochure are RoHS Compliant\*, unless marked otherwise.  
\*as defined [www.te.com/leadfree](http://www.te.com/leadfree)



Industrie-Steckverbinder / Heavy Duty Connectors



RoHS  
Ready

# Industrie-Steckverbinder Heavy Duty Connectors

[te.com](http://te.com)

© 2011 Tyco Electronics Corporation, a TE Connectivity Ltd. Company. All Rights Reserved.

889745-2 CIS WR 08/2011

AMP, HTS, TE Connectivity and the TE connectivity (logo) are trademarks.

Other logos, product and Company names mentioned herein may be trademarks of their respective owners.

While TE has made every reasonable effort to ensure the accuracy of the information in this catalog, TE does not guarantee that it is error-free, nor does TE make any other representation, warranty or guarantee that the information is accurate, correct, reliable or current. TE reserves the right to make any adjustments to the information contained herein at any time without notice. TE expressly disclaims all implied warranties regarding the information contained herein, including, but not limited to, any implied warranties of merchantability or fitness for a particular purpose. The dimensions in this catalog are for reference purposes only and are subject to change without notice. Specifications are subject to change without notice. Consult TE for the latest dimensions and design specifications.



Ihre Notizen/Your comments:



● Connector Systems /  
Electromechanical Components

● Relays

● Wireless Products

● Sensors

● Fiber Optic Products

● Wire & Cable

● Application Tooling

● Antennas, GPS Antennas,  
Integrated Antenna Systems

● Circuit Protection Devices

● Tubing & Harnessing Products

● Touch Screen Displays

● Power Systems

● Electronic Modules

● Resistors & Inductors

● Battery Connectors &  
Assemblies

● Heat Sinks & Thermal Solutions

● Switches and Knobs

● Identification Labeling Products

● Racks & Panels

● Smart Cards / Leadframes



### TE Connectivity Online

The TE Connectivity website is an innovative and interactive source for application information, product updates and technical solutions.

Our step-by-step software makes our website intuitive and user-friendly to better serve you!

Please contact us at:

[te.com](http://te.com)

### Product Information Centers

You've got questions? TE's Product Information Centers (PIC) will help you get answers.

Contact a technical product information specialist.

- Email us
- Call us
- Chat with us

Please go to [te.com/help](http://te.com/help) for more information.

### Internet

[te.com/products/HTS](http://te.com/products/HTS)

## Restriction on the Use of Hazardous Substances (RoHS)

At TE Connectivity (TE), we're ready to support your RoHS requirements. We've assessed more than 1.5 million end items/components for RoHS compliance, and issued new part numbers where any change was required to eliminate the restricted materials. Part numbers in this catalog are identified as:

### RoHS Compliant

Part numbers in this catalog are RoHS Compliant, unless marked otherwise.

These products comply with European Union Directive 2002/95/EC as amended 1 January 2006 that restricts the use of lead, mercury, cadmium, hexavalent chromium, PBB, and PBDE in certain electrical and electronic products sold into the EU as of 1 July 2006.

**Note:** For purposes of this Catalog, included within the definition of RoHS Compliant are products that are clearly "Out of Scope" of the RoHS Directive such as hand tools and other non-electrical accessories.

### Non-RoHS Compliant

These part numbers are identified with a "◆" symbol. These products do not comply with the material restrictions of the European Union Directive 2002/95/EC.

### 5 of 6 Compliant

A "●" symbol identifies these part numbers. These products do not fully comply with the European Union Directive 2002/95/EC because they contain lead in solderable interfaces (they do not contain any of the other five restricted substances above allowable limits). However, these products may be suitable for use in RoHS applications where there is an application-based exception for lead in solders, such as the server, storage, or networking infrastructure exemption.

**Note:** Information regarding RoHS compliance is provided based on reasonable inquiry of our suppliers and represents our current actual knowledge based on the information provided by our suppliers. This information is subject to change. For latest compliance status, refer to our website referenced below.

### Getting the Information You Need

Our comprehensive on-line RoHS Customer Support Center provides a forum to answer your questions and support your RoHS needs. A RoHS FAQ (Frequently Asked Questions) is available with links to more detailed information. You can also submit RoHS questions and receive a response within 24 hours during a normal work week. The Support Center also provides:

- Cross-Reference from Non-compliant to Compliant Products
- Ability to browse RoHS Compliant Products in our on-line catalog: [te.com/customersupport/productcompliance](http://te.com/customersupport/productcompliance)
- More detailed information regarding the definitions used above


So whatever your questions when it comes to RoHS, we've got the answers at [www.te.com/leadfree](http://www.te.com/leadfree)

RoHS  
Customer  
Support  
Center 

## Inhalt/Contents


|   |   |                      | <b>Seite/Page</b> |
|---|---|----------------------|-------------------|
| Produkt-Übersicht/ <i>Product overview</i>  |   |                      | 4 – 9             |
| Technische Hinweise/ <i>Technical information</i>   |   |                      | 10 – 27           |
| Anschlussarten/ <i>Termination types</i>  |   |                      | 28 – 31           |
| Crimpkontakte und Werkzeuge/ <i>Crimp contacts and tools</i>  |   |                      | 32 – 44           |
| <b>Kontakteinsätze/Contact inserts</b>  | <b>Gehäuse-Serien/Housing series</b>  | <b>Baugröße/Size</b> |                   |
| HA.3, HA.4, HE-Q.5, HD.7, HN.D.7  |   | <b>1</b>             | 45 – 48           |
|   | HA.3, HG-Q.5, EMV.3/4, HIP-K.3/4  | <b>1</b>             | 49 – 54           |
| HG-Q 4+2, HG-Q 8, HG-Q 10   | HG-Q, HG-Q.EMV  | <b>Q</b>             | 55                |
|   |   | <b>Q</b>             | 56 – 58           |
| HA.10, HD.15, HN.D.15   | HA.10, HD.15  | <b>2</b>             | 60 – 62           |
|   |   | <b>2</b>             | 63 – 65           |
| HE.6, HEE.10, HVT.8, HD.16, HN.2D.24, HSK 4+2   | HB.6, HB-KF.6, HD.16, EMV-K.6/16, HIP-K.6/16  | <b>3</b>             | 66 – 72           |
|   |   | <b>3</b>             | 73 – 80           |
| HE.10, HEE.18, HVT.14, HD.24, HN.2D.42, HMX 8/24  | HB.10, HB-KF.10, HD.24, EMV-K.10/24, HIP-K.10/24  | <b>4</b>             | 81 – 86           |
|   |   | <b>4</b>             | 87 – 99           |
| HA.16, HD.25, HN.D.25   | HA.16, HD.25  | <b>5</b>             | 100 – 102         |
|   |   | <b>5</b>             | 103 – 105         |
| HSB.6/35, HE.16, HEE.32, HVT.23, HD.40, HN.D.40, HSK.6+36, HN.2D.72, HMX 6/12, HMX 12/2, HMX 4/0, HMX 4/1 | HB.16, HB-KF.16, HD.40, EMV-K.16/40, HIP-K.16/40  | <b>6</b>             | 106 – 114         |
|   |   | <b>6</b>             | 115 – 126         |
| HA.32, 2xHN.D.25, 2xHD.25   | HA.32   | <b>7</b>             | 127 – 129         |
|   |   | <b>7</b>             | 130 – 131         |
| HSS.8+2, HMX.4/8, HE.24, HEE.46, HVT.35, HVT.48, HD.64, HN.D.64, HN.2D.108                                | HB.24, HB-KF.24, HD.64, HD-KF.64, HD.108, EMV-K.24/64, EMV-KF/K.64, HI-KP.24/64, HIP-KF.24/64 | <b>8</b>             | 132 – 138         |
|   |   | <b>8</b>             | 139 – 151         |
| HA.48   | HA.48   | <b>9</b>             | 152               |
|   |   | <b>9</b>             | 153 – 154         |
| HSB.12/35, HE.32, HD.80, HN.D.80, HN.2D.144   | HB.32   | <b>10</b>            | 155 – 159         |
|   |   | <b>10</b>            | 160 – 165         |
| HA.64   | HA.64   | <b>11</b>            | 166               |
|   |   | <b>11</b>            | 167               |
| HE.48, HD.128, HN.D.128, HN.2D.216, HEE 92  | HB.48   | <b>12</b>            | 168 – 171         |
|   |   | <b>12</b>            | 172 – 174         |
| HF-Serie/HF series  |   |                      | 175 – 176         |
| Schutzkontakt-Serie/ <i>Schutzkontakt series</i>  |   |                      | 177               |
| Quick-In-System/ <i>Quick-In-System</i>   |   |                      | 178               |
| Schirmzubehör/ <i>Accessories for braided/shielded applications</i>                                       |   |                      | 181 – 183         |
| Schutzhauben/ <i>Cover</i>  |   |                      | 184 – 185         |
| Adapterbleche/ <i>Adapter plates</i>  |   |                      | 186 – 187         |
| Kabelverschraubungen/ <i>Cable fittings</i>   |   |                      | 188 – 193         |
| Modul System MDL/ <i>Module System MDL</i>  |   |                      | 194 – 203         |
| Modul System HVS/ <i>Module System HVS</i>  |   |                      | 204 – 213         |
| Bestellnummern mit Seitenangabe/ <i>Ordering Numbers with pages</i>                                       |   |                      | 214 – 228         |

**Gehäuse/Housings**




| Serie Series                              | HA                    | HB                   | HD                                 | HIP-K  | EMV-K  | HF         | HG Q       |
|---|-----------------------|----------------------|------------------------------------|--|--|------------|------------|
| <b>Merkmale</b><br>Schmale Standard Serie | Breite Standard Serie | Hohe Standard Serie  | Druckdicht Korrosionsgeschützt     | Störspannungssicher Druckdicht Korrosionsgeschützt   | Störspannungssicher Druckdicht Korrosionsgeschützt | Kunststoff |            |
| <b>Features</b><br>thin standard Series   | wide standard series  | High standard Series | pressure tight Corrosion protected | EMC Dense and pressure tight Corrosion protected   | EMC Dense and pressure tight Corrosion protected   | plastic    |            |
| IP  | 44 - 65               | 65                   | 65                                 | 68   | 68   | 68         | 65         |
| <b>Verriegelung Locking system</b>        | VS LB                 | VS LB ZB             | VS LB ZB                           | SV   | SV   | SV         | LB         |
|   |                       |                      |                                    | VS = 2 Verschlussbüge / 2 lever locking<br>LB = 1 Längsbügel / 1 locking lever<br>ZB = 1 Zentralbügel / 1 central locking<br>SV = 2 Schrauben / 2 Screws |  |            |            |
| <b>Baugröße Size</b>                      | Seite Page            | Seite Page           | Seite Page                         | Seite Page   | Seite Page   | Seite Page | Seite Page |
| 1   | 49-50                 |                      |                                    | 53-54  | 53-54  |            | 51-52      |
| Q   |                       |                      |                                    |  |  |            | 56-58      |
| 2   | 63-65                 |                      | 63-65                              |  |  |            |            |
| 3   |                       | 73-78                | 73-78                              | 79-80  | 79-80  |            |            |
| 4   |                       | 87-97                | 87-97                              | 98-99  | 98-99  |            |            |
| 5   | 103-105               |                      | 103-105                            |  |  |            |            |
| 6   |                       | 114-124              | 115-124                            | 125-126  | 125-126  |            |            |
| 7   | 130-131               |                      |                                    |  |  |            |            |
| 8   |                       | 139-149              | 139-149                            | 150-151  | 150-151  | 176        |            |
| 9   | 153-154               |                      |                                    |  |  |            |            |
| 10  |                       | 160-165              |                                    |  |  |            |            |
| 11  | 167                   |                      |                                    |  |  |            |            |
| 12  |                       | 172-174              |                                    |  |  | 176        |            |

**Kontakteinsätze/Contact Inserts**




| Serie Series  | HA                                 | HE                                 | HEE                                | HD                                       | HN.D                                     |
|---|------------------------------------|------------------------------------|------------------------------------|--|--|
| <b>Elektr. Kennwerte nach VDE Last/Signal Rating according VDE Power/signal</b> | 250V 10A (size 1) 16A              | 400V 16A                           | 500V 16A                           | 250V 10A                                 | 250V 10A                                 |
| <b>Verschmutzungsgrad Degree of pollution</b>                                   | 3                                  | 3                                  | 3                                  | 3  | 3  |
| <b>Anschlussart Type of terminals</b>   | Crimp / Screw / Spring             | Crimp / Screw / Spring             | Crimp                              | Crimp (stamped)                          | Crimp                                    |
| <b>Weitere Normen Additional standards</b>                                      | DIN VDE 0627 EN 61984              | DIN VDE 0627 EN61984               | DIN VDE 0627 EN61984               | DIN VDE 0627 EN 61984 DIN EN 175.301-801 | DIN VDE 0627 EN 61984 DIN EN 175.301-801 |
| <b>Baugröße Size</b>  | <b>Pole Pos.</b> <b>Seite Page</b> | <b>Pole Pos.</b> <b>Seite Page</b> | <b>Pole Pos.</b> <b>Seite Page</b> | <b>Pole Pos.</b> <b>Seite Page</b>       | <b>Pole Pos.</b> <b>Seite Page</b>       |
| 1   | 3 4 45                             | 5 46                               |                                    | 7 8 48                                   | 7 8 47                                   |
| Q   |                                    |                                    |                                    |  |  |
| 2   | 10 60                              |                                    |                                    | 15 62                                    | 15 61                                    |
| 3   |                                    | 6 66                               | 10 67                              | 16 69                                    |  |
| 4   |                                    | 10 81                              | 18 82                              | 24 84                                    |  |
| 5   | 16 100                             |                                    |                                    | 25 102                                   | 25 101                                   |
| 6   |                                    | 16 106                             | 32 107                             | 40 110                                   | 40 109                                   |
| 7   | 32 127                             |                                    |                                    | 50 129                                   | 50 128                                   |
| 8   |                                    | 24 132                             | 46 133                             | 64 136                                   | 64 135                                   |
| 9   | 48 152                             |                                    |                                    |  |  |
| 10  |                                    | 32 155                             |                                    | 80 158                                   | 80 157                                   |
| 11  | 64 166                             |                                    |                                    |  |  |
| 12  |                                    | 48 168                             | 92 170                             | 128 170                                  | 128 169                                  |




| HN.2D                           | HVT                             | HSB                             | HSK 6/36                        | HMX 12/2                        | HMX 6/12                        | HSS                             | HMX (4/0, 4/2)                  | HSK 4/2                         | HMX 8/24                        | HF 8                            | HF 13                           | HG-Q8                           | HG-Q4+2                         | HG-Q10                          |
|---------------------------------|---------------------------------|---------------------------------|---------------------------------|---------------------------------|---------------------------------|---------------------------------|---------------------------------|---------------------------------|---------------------------------|---------------------------------|---------------------------------|---------------------------------|---------------------------------|---------------------------------|
| 250V<br>10A                     | 400V<br>16A                     | 400V<br>35A                     | 690V/<br>250V<br>40A/10A        | 500V/<br>250V<br>40A/10A        | 690V/<br>400V<br>40A/10A        | 600V/<br>400V<br>63A/16A        | 690V<br>400V<br>80A/16A         | 500V/<br>400V<br>40A/16A        | 400V/<br>250V<br>16A/10A        | 1000V<br>250A                   | 3000V<br>350A                   | 500V<br>16A                     | 690V<br>40A                     | 400V<br>20A                     |
| 3                               | 3                               | 3                               | 3                               | 3                               | 3                               | 3                               | 3                               | 3                               | 3                               | 3                               | 3                               |                                 |                                 |                                 |
| Crimp                           | Crimp                           | Screw                           | Crimp                           | Crimp                           | Crimp                           | Crimp                           | Screw                           | Screw                           | Crimp                           | Crimp                           | Crimp                           | Crimp                           | Crimp                           | Crimp                           |
| DIN VDE<br>0627<br>EN 61984     | DIN VDE<br>0627<br>EN 61984     | DIN VDE<br>0627<br>EN 61984     | DIN VDE<br>0627<br>EN 61984     | DIN VDE<br>0627<br>EN 61984     | DIN VDE<br>0627<br>EN 61984     | DIN VDE<br>0627<br>EN 61984     | DIN VDE<br>0627<br>EN 61984     | DIN VDE<br>0627<br>EN 61984     | DIN VDE<br>0627<br>EN 61984     | DIN VDE<br>0627<br>EN 61984     | DIN VDE<br>0627<br>EN 61984     | ISO<br>23570-3                  | ISO<br>23570-3                  | DIN VDE<br>0627<br>EN 61984     |
| <b>Pole Seite<br/>Pos. Page</b> | <b>Pole Seite<br/>Pos. Page</b> | <b>Pole Seite<br/>Pos. Page</b> | <b>Pole Seite<br/>Pos. Page</b> | <b>Pole Seite<br/>Pos. Page</b> | <b>Pole Seite<br/>Pos. Page</b> | <b>Pole Seite<br/>Pos. Page</b> | <b>Pole Seite<br/>Pos. Page</b> | <b>Pole Seite<br/>Pos. Page</b> | <b>Pole Seite<br/>Pos. Page</b> | <b>Pole Seite<br/>Pos. Page</b> | <b>Pole Seite<br/>Pos. Page</b> | <b>Pole Seite<br/>Pos. Page</b> | <b>Pole Seite<br/>Pos. Page</b> | <b>Pole Seite<br/>Pos. Page</b> |
|                                 |                                 |                                 |                                 |                                 |                                 |                                 |                                 |                                 |                                 |                                 |                                 | 8 55                            | 4/2 55                          | 10 55                           |
| 24 70                           | 8 68                            |                                 |                                 |                                 |                                 |                                 |                                 | 4/2 71                          | 8/24 85                         |                                 |                                 |                                 |                                 |                                 |
| 42 85                           | 14 83                           |                                 |                                 |                                 |                                 |                                 |                                 |                                 |                                 |                                 |                                 |                                 |                                 |                                 |
| 72 109                          | 23 108                          | 6 113                           | 6/36 111                        | 12/2 112                        | 6/12 112                        |                                 | 4/0<br>4/2 113                  |                                 |                                 |                                 |                                 |                                 |                                 |                                 |
| 108 135                         | 35<br>48 134                    |                                 |                                 |                                 |                                 | 8/2 137                         | 4/8 137                         |                                 |                                 | 4 175                           | 4 175                           |                                 |                                 |                                 |
| 144 157                         |                                 | 12 156                          |                                 |                                 |                                 |                                 |                                 |                                 |                                 |                                 |                                 |                                 |                                 |                                 |
| 216 169                         |                                 |                                 |                                 |                                 |                                 |                                 |                                 |                                 |                                 |                                 |                                 |                                 |                                 |                                 |

Gehäuse/Housings


Kontakteinsätze/Contact Inserts




| Serie Series                | HB  | HD                   | HIP-K                              | EMV-K   | HF   | Rahmen Frame | Serie Series   | MDL 1+2               | MDL 2+2               | MDL 3+4                                     | MDL 8                 |
|-----------------------------|---|----------------------|------------------------------------|---|--|--------------|--|-----------------------|-----------------------|---|-----------------------|
| Merkmale                    | Breite Standard Serie   | Hohe Standard Serie  | Druckdicht Korrosions-geschützt    | Störspannungssicher Druckdicht Korrosions-geschützt | Störspannungssicher Druckdicht                   |              | Elektr. Kennwerte nach VDE Last/Signal Rating according VDE Power/signal | 1000V/250V 150A/10A   | 1000V/250V 63A/10A    | 1000V/250V 40A/10A                          | 400V 16A              |
| Features                    | wide standard series  | High standard Series | pressure tight Corrosion protected | EMC Dense and pressure tight Corrosion protected    | EMC Dense and pressure tight Corrosion protected |              | Polzahl Poles  | 1+ 2                  | 2+ 2                  | 3+ 4  | 8                     |
| IP                          | 65  | 65                   | 68                                 | 68  | 68   |              | Verschmutzungsgrad Degree of pollution                                   | 3                     | 3                     | 3   | 3                     |
| Verriegelung Locking system | VS<br>LB<br>ZB  | VS<br>LB<br>ZB       | SV                                 | SV  | SV   |              | Anschlussart Type of terminals   | Crimp                 | Crimp                 | Crimp                                       | Crimp                 |
|                             | VS = 2 Verschlussbügel / 2 lever locking<br>LB = 1 Längsbügel / 1 locking lever<br>ZB = 1 Zentralbügel / 1 central locking<br>SV = 2 Schrauben / 2 Screws |                      |                                    |   |  |              | Weitere Normen Additional standards                                      | DIN VDE 0627 EN 61984 | DIN VDE 0627 EN 61984 | DIN VDE 0627 EN 61984<br>DIN EN 175.301-801 | DIN VDE 0627 EN 61984 |
|                             |   |                      |                                    |   |  |              | Seite Page   | 194                   | 194                   | 195   | 195                   |
| Baugröße Size               | Seite Page  | Seite Page           | Seite Page                         | Seite Page  | Seite Page                                       | Seite Page   |  |                       |                       |   |                       |
| 3                           | 73-78   | 73-78                | 78-80                              | 78-80   |  |              |  |                       |                       |   | 72 + 201              |
| 4                           | 87-90   | 87-97                | 98-99                              | 98-99   |  |              |  |                       |                       |   | 86 + 201              |
| 6                           | 114-124   | 115-124              | 125-126                            | 125-126   |  |              |  |                       |                       |   | 114 + 202             |
| 8                           | 139-149   | 139-149              | 150-151                            | 150-151   | 176  |              |  |                       |                       |   | 138 + 202             |
| 10                          | 160-165   |                      |                                    |   |  |              |  |                       |                       |   | 159 + 203             |
| 12                          | 172-174   |                      |                                    |   | 176  |              |  |                       |                       |   | 171 + 203             |








| MDL.<br>HD.18                            | MDL.<br>HN.D.15             | MDL.<br>HN.D.18             | Dynamic<br>D-2800           | Dynamic<br>D-3800 | MDL.<br>TX.4                   | MDL.<br>E.TWIN              | MDL.<br>KX     | VT<br>coax   | MDL.2.<br>AIR.Sti | MDL.<br>RJ45       | MDL.2<br>Blindmodul | MDL.E.C<br>Erdmodul |
|--|-----------------------------|-----------------------------|-----------------------------|-------------------|--------------------------------|-----------------------------|----------------|--|-------------------|--------------------|---------------------|---------------------|
| 250V<br>10A                              | 400V<br>10A                 | 400V<br>10A                 | 250V<br>5A                  | 600V<br>8A        | 150V<br>16A<br>Twisted<br>pair | 150V<br>16A                 | RG 58<br>RG 59 | 75 Ohm<br>Inner/Outer<br>diam.<br>0,8/6,1<br>1,44/10<br>2,8/10,7 | 10 bar            | Cat5e              |                     |                     |
| Fiber optic                              |                             |                             |                             |                   |                                |                             |                |  |                   |                    |                     |                     |
| 18                                       | 15                          | 18                          | 30                          | 12                | 4                              | 4                           | 6              | 1  | 2                 | 1<br>Plug/Jack     |                     |                     |
| 3  | 3                           | 3                           | 3                           | 3                 | 3                              | 3                           | 3              | 3  | 3                 |                    |                     |                     |
| Crimp<br>(stamped)<br>Melting<br>(fiber) | Crimp                       | Crimp                       | Crimp                       | Crimp             | Crimp                          | Crimp                       | Crimp          | solder   | push              | IDC<br>Patch cable |                     | Crimp               |
| DIN VDE<br>0627<br>EN 61984              | DIN VDE<br>0627<br>EN 61984 | DIN VDE<br>0627<br>EN 61984 | DIN VDE<br>0627<br>EN 61984 |                   | DIN VDE<br>0627<br>EN 61984    | DIN VDE<br>0627<br>EN 61984 |                |  |                   |                    |                     |                     |
| 196                                      | 196                         | 196                         | 197                         | 197               | 198                            | 198                         | 198            | 199  | 200               | 199                | 200                 | 200                 |

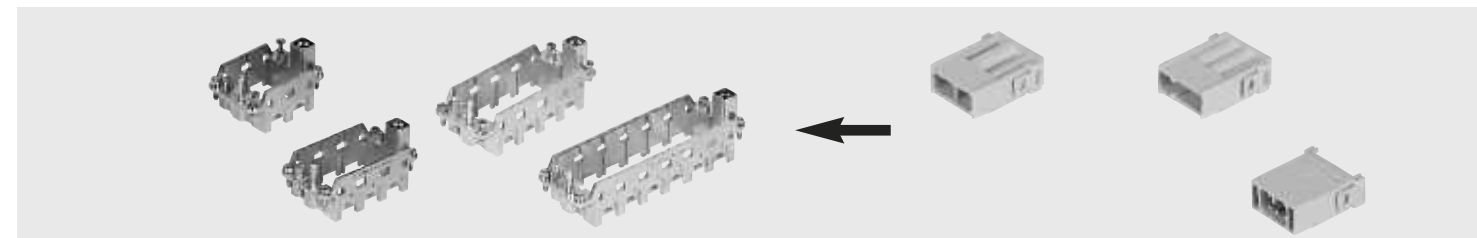


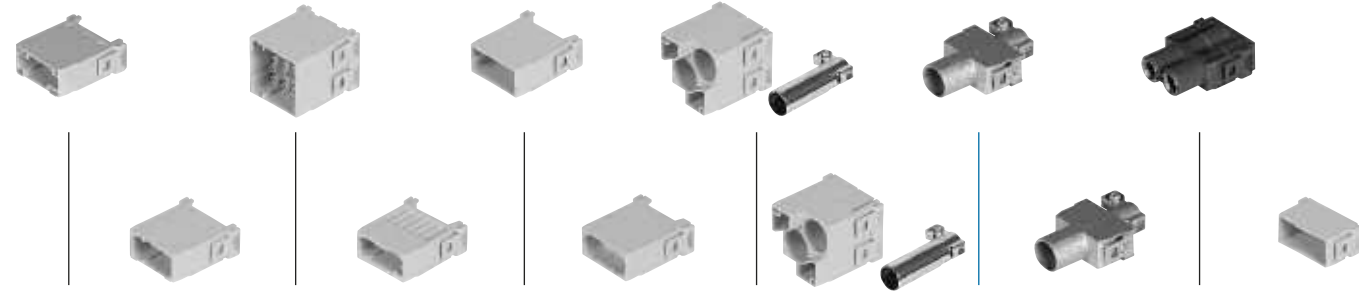
**Gehäuse/Hoods**

**Kontakteinsätze/Contact Inserts**




| Serie<br>Series                | HB   | HD                   | HIP-K                              | EMV-K   | HF   | Rahmen<br>Frame | Serie<br>Series  | HSS.2                               | HSK.2                 | HSK.3                 | HE 5 SC               |
|--------------------------------|--|----------------------|------------------------------------|---|--|-----------------|--|-------------------------------------|-----------------------|-----------------------|-----------------------|
| Merkmale                       | Breite Standard Serie  | Hohe Standard Serie  | Druckdicht Korrosions-geschützt    | Störspannungssicher Druckdicht Korrosions-geschützt | Störspannungssicher Druckdicht                   |                 | Elektr. Kennwerte nach VDE Last/Signal Rating according VDE Power/signal | 500V/63A                            | 1000V/40A             | 690V/40A              | 400V/16A              |
| Features                       | wide standard series   | High standard Series | pressure tight Corrosion protected | EMC Dense and pressure tight Corrosion protected    | EMC Dense and pressure tight Corrosion protected |                 | Polzahl Poles  | 2                                   | 2                     | 3                     | 5                     |
| IP                             | 65   | 65                   | 68                                 | 68  | 68   |                 | Verschmutzungsgrad Degree of pollution                                   | 3                                   | 3                     | 3                     | 3                     |
| Verriegelung<br>Locking system | VS<br>LB<br>ZB   | VS<br>LB<br>ZB       | SV                                 | SV  | SV   |                 | Anschlussart Type of terminals   | Crimp                               | Crimp                 | Crimp                 | Spring Clamp          |
|                                | VS = 2 Verschlussbüge / 2 lever locking<br>LB = 1 Längsbügel / 1 locking lever<br>ZB = 1 Zentralbügel / 1 central locking<br>SV = 2 Schrauben / 2 Screws |                      |                                    |   |  |                 |  | Weitere Normen Additional standards | DIN VDE 0627 EN 61984 | DIN VDE 0627 EN 61984 | DIN VDE 0627 EN 61984 |
| Baugröße<br>Size               | Seite Page   | Seite Page           | Seite Page                         | Seite Page  | Seite Page                                       | Seite Page      | Seite Page   | 204                                 | 204                   | 205                   | 205                   |
| 3                              | 73-78  | 73-78                | 78-80                              | 78-80   |  |                 |  |                                     |                       |                       |                       |
| 4                              | 87-90  | 87-97                | 98-99                              | 98-99   |  |                 |  |                                     |                       |                       |                       |
| 6                              | 114-124  | 115-124              | 125-126                            | 125-126   |  |                 |  |                                     |                       |                       |                       |
| 8                              | 139-149  | 139-149              | 150-151                            | 150-151   | 176  |                 |  |                                     |                       |                       |                       |
| 10                             | 160-165  |                      |                                    |   |  |                 |  |                                     |                       |                       |                       |
| 12                             | 172-174  |                      |                                    |   | 176  |                 |  |                                     |                       |                       |                       |





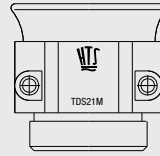
| HE 6                  | HE 8                  | HE 20                 | HN.D 12               | HN.D 17               | S20.DF25              | TX HN.D               | TX S20DF              | TX.MVB HN.D           | TX.MVB S20DF          | Pneumatik | Blindmodul |
|-----------------------|-----------------------|-----------------------|-----------------------|-----------------------|-----------------------|-----------------------|-----------------------|-----------------------|-----------------------|-----------|------------|
| 500V/16A              | 400V/16A              | 500V/16A              | 250V/10A              | 250V/10A              | 50V/5A                | 50V/10A               | 50V/5A                | 50V/10A               | 50V/5A                | 10 Bar    |            |
| 6                     | 20                    | 18                    | 12                    | 17                    | 25                    | 2x4                   | 2x8                   | 4                     | 8                     | 2         |            |
| 3                     | 3                     | 3                     | 3                     | 3                     | 3                     | 3                     | 3                     | 3                     | 3                     |           |            |
| Crimp                 | Crimp                 | Crimp                 | Crimp                 | Crimp                 | Crimp                 | Crimp                 | Crimp                 | Crimp                 | Crimp                 |           |            |
| DIN VDE 0627 EN 61984 | DIN VDE 0627 EN 61984 | DIN VDE 0627 EN 61984 | DIN VDE 0627 EN 61984 | DIN VDE 0627 EN 61984 | DIN VDE 0627 EN 61984 | DIN VDE 0627 EN 61984 | DIN VDE 0627 EN 61984 | DIN VDE 0627 EN 61984 | DIN VDE 0627 EN 61984 |           |            |
| 206                   | 206                   | 207                   | 207                   | 208                   | 209                   | 209                   | 209                   | 210                   | 210                   | 210       | 211        |
|                       |                       |                       |                       |                       |                       |                       |                       |                       |                       |           |            |
|                       |                       |                       |                       |                       |                       |                       |                       |                       |                       |           |            |
|                       |                       |                       |                       |                       |                       |                       |                       |                       |                       |           |            |
|                       |                       |                       |                       |                       |                       |                       |                       |                       |                       |           |            |
|                       |                       |                       |                       |                       |                       |                       |                       |                       |                       |           |            |
|                       |                       |                       |                       |                       |                       |                       |                       |                       |                       |           |            |



## Steckverbinder Bauteilkomponenten/Connector components

### Kabel-Verschraubung

Spezial-Kabelverschraubungen für Schutzarten bis IP 68 und für EMV-Anwendung lieferbar



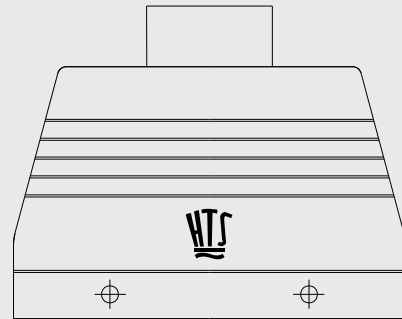
### Cable fitting

Special cable fittings for protection up to IP 68 and for electro-magnetic compatibility available

### Gehäuse-Oberteil

Standard- und korrosionsgeschützte Stecker Gehäuse

- in niedriger oder hoher Bauform
- 4 unterschiedliche Verriegelungssysteme
- unterschiedliche Kabeleingänge: Panzergewinde (PG) metrische Gewinde (M) NPT-Gewinde (NPT)



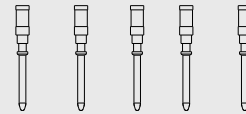
### Hood

Standard and corrosion-resistant connector hoods:

- low and high construction
- 4 different locking systems
- different cable entries: PG Thread M Thread NPT Thread

### Kontakte

Silber- oder Goldoberfläche  
Gedrehte Massivkontakte mit Schraub, Feder oder Crimp-Anschluss




### Contacts

Silver or gold plated  
Solid machined contacts with screw, spring or crimp termination

### Stift-Einsatz

Schraub-, Spring Clamp-, oder Crimp-Anschluss

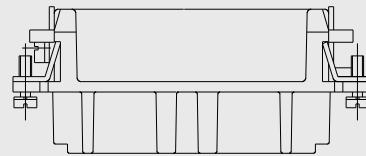


### Male insert

Screw, Spring clamp or crimp terminal

### Buchsen-Einsatz

Schraub-, Spring Clamp-, oder Crimp-Anschluss



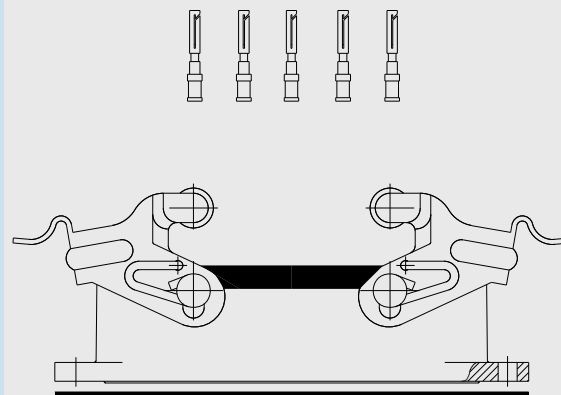
### Female insert

Screw, Spring clamp or crimp terminal

### Gehäuse-Unterteil

Standard- und korrosionsgeschützte Anbau-, Sockel-, und Kupplungs-Gehäuse

- Niedrige oder hohe Bauform der Sockel- und Kupplungs-Gehäuse, ohne/mit komplett montiertem Aludeckel
- 4 unterschiedliche Verriegelungssysteme



### Hood and housing

Standard and corrosion-resistant bottom-entry, surface-mounted and cable-to-cable hoods:

- low and high construction (bottom-entry and cable-to-cable hood) with/without aluminium cover
- 4 different locking systems

| Approvals/Zulassungen          |     |     |    |     |                    |                           |                                     |
|--------------------------------|-----|-----|----|-----|--------------------|---------------------------|-------------------------------------|
| Series                         | VDE | SEV | UL | CSA | Germanischer Lloyd | Application Specification | Product Specification               |
| ◦ = in Vorbereitung/in process |     |     |    |     |                    |                           |                                     |
| HA 3/4                         | •   | •   | •  | •   |                    | 114-74010<br>114-74056    | 108-74008<br>108-74055              |
| HA 10/16                       | •   | •   | •  | •   |                    | 114-74009<br>114-74003    | 108-74007<br>108-18215              |
| HB 6-24                        |     |     | •  |     |                    | 114-74008                 | 108-74004<br>108-74005<br>108-18215 |
| HE Q5                          | ◦   |     | ◦  | ◦   |                    | 114-74003                 | 108-74064                           |
| HE 6-24                        | •   | •   | •  | •   | •                  | 114-74008<br>114-74003    | 108-74004<br>108-74005<br>108-18215 |
| HEE 10-46                      |     |     | ◦  | ◦   |                    |                           |                                     |
| HD/HN.D 7                      | •   | •   | •  | •   |                    | 114-74000<br>114-74015    | 108-74002                           |
| HN.D 8                         | •   | •   |    |     |                    | 114-74000<br>114-74015    | 108-74018                           |
| HD/HN.D 15/25                  | •   | •   | •  | •   |                    | 114-74000<br>114-74015    | 108-74002<br>108-74018              |
| HD 16/24                       | •   | •   | •  | •   |                    | 114-74000                 | 108-74002                           |
| HD/HN.D 40-64                  | •   | •   | •  | •   |                    | 114-74000<br>114-74015    | 108-74002<br>108-74018              |
| HVT 8-23+48                    | •   | •   |    |     |                    | 114-74026<br>114-74013    | 108-74035                           |
| HVT 35                         | •   | •   | ◦  | ◦   |                    | 114-74026<br>114-74013    | 108-74035                           |
| HN.2D 24-108                   | •   | •   | •  | •   |                    |                           | 108-74012                           |
| HSB 6                          | •   | •   | •  | •   |                    | 114-74007                 | 108-74006                           |
| HSS 8                          | •   | •   | •  | •   |                    | 114-74028                 | 108-74016                           |
| MDL 1+2                        |     |     | •  | •   |                    | 114-74031                 | 108-74024                           |
| MDL 3+4                        |     |     | •  | •   |                    | 114-74036                 | 108-74017                           |
| MDL 2+2                        |     |     | •  | •   |                    |                           | 108-74031                           |
| MDL HN.D 15 & MDL HN.D 18      |     |     | •  | •   |                    | 114-74000<br>114-74015    | 108-74032                           |
| MDL HD 15 & MDL HD 18          |     |     | •  | •   |                    |                           | 108-74033                           |
| MDL Air Pneumatic              |     |     | •  | •   |                    | 114-74014                 | 108-74013                           |
| MDL Twinax                     |     |     | •  | •   |                    | 114-74020<br>114-74044    |                                     |
| MDL Koax                       |     |     | •  | •   |                    | 114-74033<br>114-74034    |                                     |
| MDL HVT 8                      |     |     | •  | •   |                    | 114-74013                 | 108-74034                           |
| HVS                            | ◦   |     | ◦  | ◦   |                    |                           |                                     |
| HSK 6/36                       | ◦   |     | ◦  | ◦   |                    | 114-74062                 |                                     |
| HMX 4/2; HMX 4/0               | ◦   |     | ◦  | ◦   |                    | 114-74058                 | 108-74058                           |
| HMX 8/24                       | ◦   |     | ◦  | ◦   |                    | 114-74061                 | 108-74060                           |
| HMX 6/12                       | ◦   |     | ◦  | ◦   |                    | 114-74051                 | 108-74051                           |
| HMX 4/8                        | ◦   |     | ◦  | ◦   |                    | 114-74067                 | 108-74065                           |
| HMX 12/2                       | ◦   |     | ◦  | ◦   |                    | 114-74068                 | 108-74066                           |
| HSK 4/2                        | ◦   |     | ◦  | ◦   |                    | 114-74063                 | 108-74061                           |
| HF13                           |     |     | ◦  | ◦   |                    | 114-74032                 | 108-74044                           |
| HF8                            |     |     | ◦  | ◦   |                    | 114-74043                 | 108-74044                           |
| HMX 8/24                       |     |     | ◦  | ◦   |                    | 114-74061                 |                                     |
| HG-Q8                          | ◦   |     | ◦  | ◦   |                    | 114-74050                 | 108-74050                           |
| HG-Q4+2                        | ◦   |     | ◦  | ◦   |                    | 114-74055<br>114-74062    | 108-74053                           |
| HG-Q10                         | ◦   |     | ◦  | ◦   |                    | 114-74065                 |                                     |

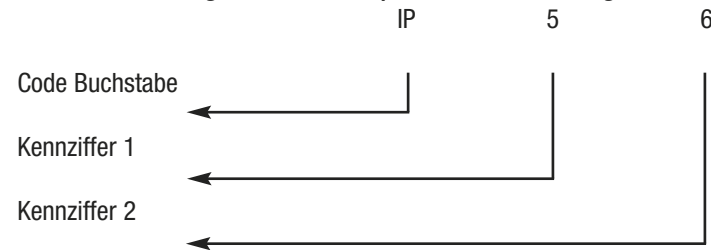
|                  |  |  |  |  |  |                        |                        |
|------------------|--|--|--|--|--|------------------------|------------------------|
| HA 3/4           |  |  |  |  |  | 114-74002<br>114-74010 | 108-74000              |
| HA               |  |  |  |  |  | 114-74001<br>114-74004 | 108-74009<br>108-74026 |
| Quick in Adapter |  |  |  |  |  | 114-74024              |                        |
| HB               |  |  |  |  |  |                        | 108-74001<br>108-74003 |
|                  |  |  |  |  |  | 114-74001<br>114-74004 | 108-74014<br>108-74027 |
| HM.10            |  |  |  |  |  |                        | 108-74041              |
| HD               |  |  |  |  |  |                        | 108-74001              |
|                  |  |  |  |  |  | 114-74001<br>114-74004 | 108-74003<br>108-74027 |
| HIP-K            |  |  |  |  |  |                        | 108-74030              |
| EMV-K            |  |  |  |  |  |                        | 108-74036              |
| HF               |  |  |  |  |  | 114-74035<br>114-74036 |                        |
| HG Q             |  |  |  |  |  | 114-74064<br>114-74065 | 108-74052              |

## Schutzarten von elektrischen Betriebsmitteln

Elektrische Betriebsmittel müssen aus Sicherheitsgründen gegen Einflüsse von außen geschützt werden. Diese Aufgabe übernehmen Gehäuse, die das elektrische Betriebsmittel gegen Berührung, das Eindringen von festen Fremdkörpern, Staub, Feuchtigkeit oder Wasser schützen. Die Norm IEC 529 mit dem Titel „Schutzarten durch Gehäuse (IP-Code)“ bildet die Grundlage für die Bestimmung und Kennzeichnung der Schutzart eines Gehäuses

Der Umfang der Schutzes (Schutzart) durch ein Gehäuse wird mittels genormter Prüfverfahren nachgewiesen. Zur Einteilung verschiedener Gehäuse bezüglich ihrer Schutzart wird ein Bezeichnungssystem verwendet. Das Bezeichnungssystem besteht aus den Code-Buchstaben IP und zwei nachfolgenden Kennziffern.

### Zusammensetzung des IP – Code (International bzw. Ingress Protection)



Die erste Kennziffer gibt den Berührungs- und Fremdkörperschutz, die zweite den Schutz des Gehäuses gegen das Eindringen von Wasser an. Die folgende Tabelle enthalten Kurzbeschreibung sowie Definitionen der einzelnen Kennziffern des IP-Codes.

### Bedeutung der ersten Kennziffer

Die erste Kennziffer gibt an, inwieweit das Gehäuse Personenschutz gewährleistet. Dieser Schutz wird erreicht, indem das Eindringen eines Körperteils (oder eines Gegenstandes der von einer Person gehalten wird) in das Gehäuse verhindert wird. Gleichzeitig gewährt das Gehäuse dem Betriebsmittel Schutz gegen das Eindringen von festen Fremdkörpern. Dies ist der Grund dafür, dass es zu jeder ersten Kennziffer 2 Beschreibungen und 2 Definitionen gibt.

| Erste Kennziffer | Schutzgrad gegen Zugang von gefährlichen Teilen und gegen feste Fremdkörper   |  |
|------------------|---|--|
|                  | Kurzbeschreibung  | Definition   |
| 0                | Nicht geschützt   |  |
| 1                | -Geschützt gegen feste Fremdkörper mit Ø 50mm<br>-Geschützt gegen den Zugang zu gefährlichen Teilen mit dem Handrücken.       | Kugel mit Ø 50mm darf nicht voll eindringen  |
| 2                | -Geschützt gegen feste Fremdkörper 12,5 mm Durchmesser<br>-Geschützt gegen den Zugang zu gefährlichen Teilen mit einem Finger | Prüffinger mit Ø 12mm muss ausreichend Abstand von gefährlichen Teilen haben.  |
| 3                | -Geschützt gegen feste Fremdkörper Ø 2,5mm<br>-Geschützt gegen den Zugang zu gefährlichen Teilen mit einem Werkzeug           | Prüfsonde mit Ø 2,5mm Durchmesser darf nicht eindringen.   |
| 4                | -Geschützt gegen feste Fremdkörper Ø 1,0mm Durchmesser.<br>-Geschützt gegen den Zugang zu gefährlichen Teilen mit einem Draht | Prüfsonde mit Ø 1mm Durchmesser darf nicht eindringen.   |
| 5                | Staubgeschützt  | Eindringen von Staub wird nur soweit verhindert, dass dieser das zufriedenstellende Arbeiten des Gerätes oder die Sicherheit nicht beeinträchtigt. |
| 6                | Staubdicht  | Kein Eindringen von Staub.   |

## Bedeutung der zweiten Kennziffer

Die zweite Kennziffer gibt an, inwieweit das Gehäuse schädliche Einflüsse auf das Betriebsmittel infolge des Eindringens von Wasser verhindert.

| Zweite Kennziffer | Schutz gegen Wasser   |  |
|-------------------|---|--|
|                   | Kurzbeschreibung  | Definition   |
| <b>0</b>          | Nicht geschützt   |  |
| <b>1</b>          | Geschützt gegen Tropfwasser   | Senkrecht fallende Tropfen dürfen keine schädliche Wirkung haben   |
| <b>2</b>          | Geschützt gegen Tropfwasser, wenn das Gehäuse bis zu 15° geneigt ist. | Senkrecht fallende Tropfen dürfen keine schädliche Wirkung haben, wenn das Gehäuse um einen Winkel bis zu 15° beiderseits der Senkrechten geneigt ist.   |
| <b>3</b>          | Geschützt gegen Sprühwasser.  | Wasser, das in einem Winkel bis zu 60° beiderseits der Senkrechten gesprüht wird, darf keine schädliche Wirkung haben.   |
| <b>4</b>          | Geschützt gegen Spritzwasser.   | Wasser, das aus jeder Richtung gegen das Gehäuse spritzt, darf keine schädliche Wirkung haben.   |
| <b>4K</b>         | Geschützt gegen Spritzwasser mit erhöhtem Druck.                      | Wasser, das aus jeder Richtung mit erhöhtem Druck gegen das Gehäuse spritzt, darf keine schädliche Wirkung haben. (gilt nach DIN 40 050 Teil 9 nur für Straßenfahrzeuge)   |
| <b>5</b>          | Geschützt gegen Strahlwasser.   | Wasser, das aus jeder Richtung als Strahl gegen das Gehäuse spritzt, darf keine schädliche Wirkung haben.  |
| <b>6</b>          | Geschützt gegen starkes Strahlwasser.                                 | Wasser, das aus jeder Richtung als starker Strahl gegen das Gehäuse spritzt, darf keine schädliche Wirkung haben.  |
| <b>6K</b>         | Geschützt gegen starkes Strahlwasser mit erhöhtem Druck.              | Wasser, das aus jeder Richtung als Strahl mit erhöhtem Druck gegen das Gehäuse gerichtet ist, darf keine schädliche Wirkung haben. (gilt nach DIN 40050 Teil 9 nur für Straßenfahrzeuge)   |
| <b>7</b>          | Geschützt gegen die Wirkung beim zeitweiligen Untertauchen in Wasser. | Wasser darf nicht in einer Menge eintreten, die schädliche Wirkung verursacht, wenn das Gehäuse unter genormten Druck- und Zeitbedingungen zeitweilig in Wasser untergetaucht ist  |
| <b>8</b>          | Geschützt gegen die Wirkung beim dauernden Untertauchen in Wasser.    | Wasser darf nicht in einer Menge eintreten, die schädliche Wirkung verursacht, wenn das Gehäuse dauernd unter Wasser getaucht ist unter Bedingungen, die zwischen Hersteller und Anwender vereinbart werden müssen. Die Bedingungen müssen jedoch schwieriger sein als für die Kennziffer 7. |
| <b>9K</b>         | Geschützt gegen Wasser bei Hochdruck-/Dampfstrahlreinigung.           | Wasser, das aus jeder Richtung unter stark erhöhtem Druck gegen das Gehäuse gerichtet ist, darf keine schädliche Wirkung haben. (gilt nach DIN 40 050 Teil 9 nur für Straßenfahrzeuge)   |

### Isolationskoordination für elektrische Betriebsmittel in Niederspannungsanlagen

Bemessung der Luft- und Kriechstrecken nach DIN EN60664-1. (Die folgenden Seiten stellen lediglich einen Auszug der Norm dar und zeigen nicht den vollständigen Inhalt)

#### Isolationskoordination

Isolationskoordination umfasst die Auslegung der elektrischen Isolation eines Betriebsmittels hinsichtlich dessen Anwendung und Umgebung.

Dies geschieht einerseits durch Auslegung der Luftstrecken (Basis ist dabei die zu erwartende Überspannung), andererseits durch Auslegung der Kriechstrecken (Basis sind dafür die Betriebsspannungen sowie die Isolierstoffeigenschaften). Weiter werden Isolationseigenschaft-verändernde Bedingungen berücksichtigt (Verschmutzung, Schutzmaßnahmen gegen Verschmutzung, Luftdruck, thermische oder chemische Beeinflussung).

**Luftstrecken** werden nach der äußeren oder inneren zu erwartenden Überspannungen bemessen. Die 4 Überspannungsklassen (Überspannungskategorien I bis IV) berücksichtigen die unterschiedliche Verwendung eines Betriebsmittels. Die für die jeweilige Nennspannung des Versorgungsnetzes unterschiedliche Bemessungs-Stoßspannungen ist hierbei die Grundlage.

Je nach Homogenitätsgrad des Feldes zwischen den Elektroden (Fall A – inhomogenes Feld, Fall B – homogenes Feld) können die Luftstrecken aus Tabelle 2a (Mindestluftstrecken) bestimmt werden; Industriesteckverbinder werden immer nach dem „Fall A“ ausgelegt. Der Einfluss durch Verschmutzung wird bei der Festlegung von Luft- und Kriechstrecken durch vier Schärfegrade (Verschmutzungsgrad 1 bis 4) berücksichtigt.

Grundlage der **Kriechstrecken** ist die aus der Betriebsspannung abgeleitete Bemessungsspannung.

Die Mindestkriechstrecken sind in Tabelle 4 den Bemessungsspannungen je nach Verschmutzungsgrad zugeordnet.

Enthalten die Produktbeschreibungen keine zusätzlichen Angaben, sind die in diesem Katalog aufgeführten Produkte nach dieser Bestimmung (DIN EN60664-1) für Überspannungskategorie III und Verschmutzungsgrad 3 bemessen.

#### Überspannungskategorie I bis IV

- Betriebsmittel der **Überspannungskategorie I** sind Waren zum Anschluss an die feste elektrische Installation eines Gebäudes. Es ist entweder in der festen Installation oder zwischen der festen Installation und dem Gerät, Maßnahmen zur Begrenzung der transienten Überspannungen getroffen worden.
- Betriebsmittel der **Überspannungskategorie II** sind energieverbrauchende Betriebsmittel, die von der festen Installation gespeist werden.  
Anmerkung: z. B. Haushaltsgeräte, tragbare Werkzeuge und andere Hausgeräte sowie ähnliche Verbraucher.
- Betriebsmittel der **Überspannungskategorie III** sind Bestandteil der festen Installation. Es sind Betriebsmittel, bei denen ein höherer Grad der Verfügbarkeit erwartet wird.  
Anmerkung: Beispiele für solche Geräte sind z.B. Industriesteckverbinder, Verteilertafeln, Leistungsschalter, Verteilungen, Schalter, Steckdosen).
- Geräte der **Überspannungskategorie IV** sind für den Einsatz am Anschlusspunkt der Installation bestimmt.  
Anmerkung: Beispiele für solche Geräte sind Elektrizitätszähler, Überstromschutzschalter und Rundsteuergeräte.

#### Verschmutzungsgrad 1 bis 4

In DIN EN60664-1 sind die Verschmutzungsgrade wie folgt definiert:

##### Verschmutzungsgrad 1:

Es tritt keine oder nur trockene, nicht leitfähige Verschmutzung auf. Die Verschmutzung hat keinen Einfluss.

##### Verschmutzungsgrad 2:

Es tritt nur nichtleitfähige Verschmutzung auf. Gelegentlich muss mit vorübergehender Leitfähigkeit durch Betauung gerechnet werden.

##### Verschmutzungsgrad 3:

Es tritt leitfähige Verschmutzung auf oder trockene, nichtleitfähige Verschmutzung, die leitfähig wird, da Betauung zu erwarten ist.

##### Verschmutzungsgrad 4:

Es tritt eine dauernde Leitfähigkeit auf, hervorgerufen durch leitfähigen Staub, Regen oder Nässe.

#### Isolierstoff

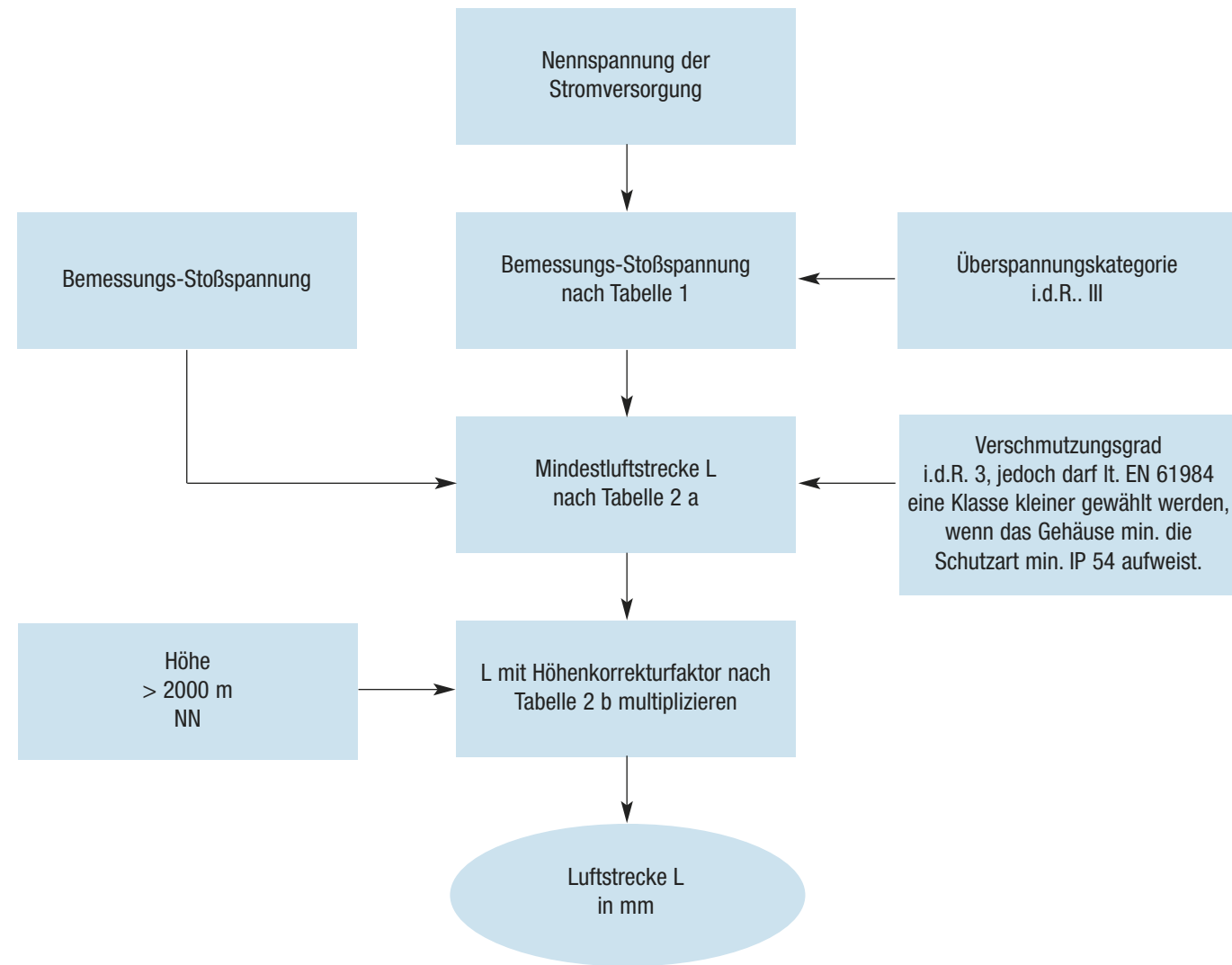
Die Isolierstoffe werden entsprechend ihren Vergleichszahlen der Kriechwegbildung (Comparativ Tracking Index) CTI in folgende vier Gruppen eingeteilt:

|                     |                             |
|---------------------|-----------------------------|
| Isolierstoff I:     | $600 \leq \text{CTI}$       |
| Isolierstoff II:    | $400 \leq \text{CTI} < 600$ |
| Isolierstoff III a: | $175 \leq \text{CTI} < 400$ |



**Bemessung der Luftstrecken**

Schema zur Ermittlung der Luftstrecken



**Bemessungs-Stoßspannung für Betriebsmittel (Tabelle 1)**

| Nennspannung des Stromversorgungssystems *) in V |                                   | Bemessungs-Stoßspannung in kV (1,2/50ms) für                                   |  |  |  |
|--|-----------------------------------|--|--|--|--|
| Dreiphasige Systeme                              | Einphasige Systeme im Mittelpunkt | Betriebsmittel an der Einspeisung der Installation (Überspannungskategorie IV) | Betriebsmittel als Teil der festen Installation (Überspannungskategorie III) | Betriebsmittel zum Anschluss an die feste Installation (Überspannungskategorie II) | Besonders geschützte Betriebsmittel (Überspannungskategorie I) |
|  | 120 bis 240                       | 4  | 2,5  | 1,5  | 0,8  |
| 230/400**<br>277/480**                           |                                   | 6  | 4  | 2,5  | 1,5  |
| 400/690**  |                                   | 8  | 6  | 4  | 2,5  |
| 1000   |                                   | 12   | 8  | 6  | 4  |

\*) ausgewählte Spannungswerte

\*\*\*) der / Strich bezeichnet ein Dreiphasen-Leitersystem. Der tiefere Wert ist die Spannung Leiter zu Neutralleiter, während der höhere Wert die Spannung Leiter zu Leiter ist



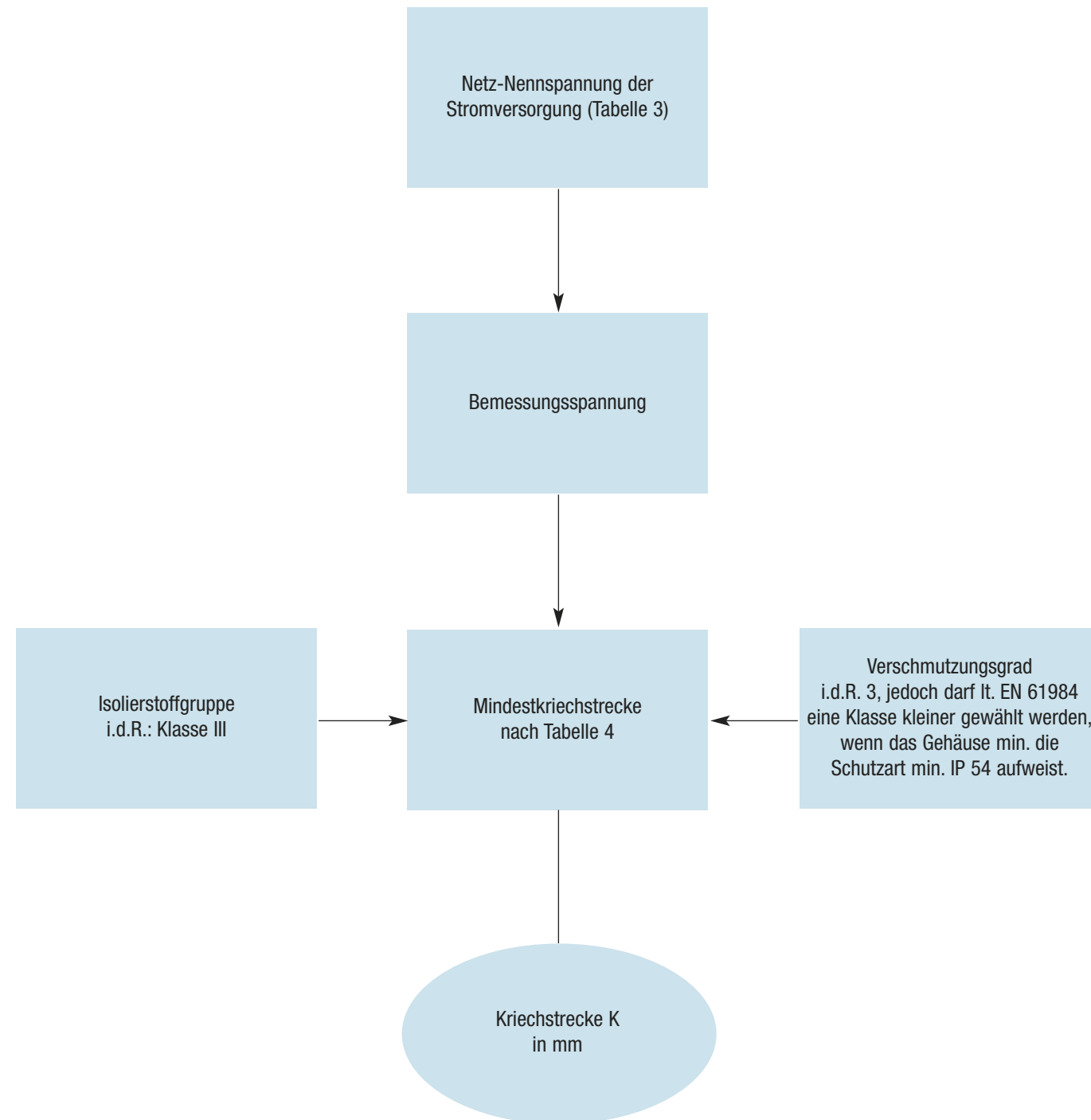
| Mindestluftstrecken für die Isolationskoordination (Tabelle 2 a) |  |        |        |        |  |        |        |        |
|--|--|--------|--------|--------|--|--------|--------|--------|
| Erforderliche Steh-Stoßspannung 1) [kV]                          | Fall A<br>(inhomogenes Feld)<br>Verschmutzungsgrad |        |        |        | Fall B<br>(homogenes Feld)<br>Verschmutzungsgrad |        |        |        |
|  | 1 [mm]   | 2 [mm] | 3 [mm] | 4 [mm] | 1 [mm]   | 2 [mm] | 3 [mm] | 4 [mm] |
| 0,33 _)  | 0,01   | 0,2    | 0,80   | 1,6    | 0,01   | 0,2    | 0,8    | 1,6    |
| 0,40   | 0,02   |        |        |        | 0,02   |        |        |        |
| 0,5 _)   | 0,04   |        |        |        | 0,04   |        |        |        |
| 0,60   | 0,06   |        |        |        | 0,06   |        |        |        |
| 0,80 _)  | 0,10   |        |        |        | 0,10   |        |        |        |
| 1,0  | 0,15   | 0,25   | 1,0    | 2      | 0,15   | 0,3    | 1,2    | 2      |
| 1,2  | 0,25   |        |        |        | 0,2  |        |        |        |
| 1,5 _)   | 0,5  | 0,5    | 1,5    | 2      | 0,3  | 0,3    | 1,2    | 2      |
| 2,0  | 1,0  | 1,0    | 1,5    | 2      | 0,45   | 0,5    | 1,2    | 2      |
| 2,5 _)   | 1,5  | 1,5    | 2      | 2      | 0,6  | 0,6    | 1,2    | 2      |
| 3,0  | 2  | 2      | 2      | 2      | 0,8  | 0,8    | 1,2    | 2      |
| 4,0 _)   | 3  | 3      | 3      | 3      | 1,2  | 1,2    | 1,2    | 2      |
| 5,0  | 4  | 4      | 4      | 4      | 1,5  | 1,5    | 1,5    | 2      |
| 6,0 _)   | 5,5  | 5,5    | 5,5    | 5,5    | 2  | 2      | 2      | 2      |
| 8,0 _)   | 8  | 8      | 8      | 8      | 3  | 3      | 3      | 3      |
| 10   | 11   | 11     | 11     | 11     | 3,5  | 3,5    | 3,5    | 3,5    |
| 12 _)  | 14   | 14     | 14     | 14     | 4,5  | 4,5    | 4,5    | 4,5    |
| 15   | 18   | 18     | 18     | 18     | 5,5  | 5,5    | 5,5    | 5,5    |
| 20   | 25   | 25     | 25     | 25     | 8  | 8      | 8      | 8      |
| 25   | 33   | 33     | 33     | 33     | 10   | 10     | 10     | 10     |
| 30   | 40   | 40     | 40     | 40     | 12,5   | 12,5   | 12,5   | 12,5   |
| 40   | 60   | 60     | 60     | 60     | 17   | 17     | 17     | 17     |
| 50   | 75   | 75     | 75     | 75     | 22   | 22     | 22     | 22     |
| 60   | 90   | 90     | 90     | 90     | 27   | 27     | 27     | 27     |
| 80   | 130  | 130    | 130    | 130    | 35   | 35     | 35     | 35     |
| 100  | 170  | 170    | 170    | 170    | 45   | 45     | 45     | 45     |

1)Die Spannung ist  
 - für Funktionsisolierung: die höchste an der Luftstrecke zu erwartende Stoßspannung;  
 - für Basisisolierung, falls direkt oder wesentlich beeinflusst durch transiente Überspannung aus dem Niederspannungsnetz:  
 die Bemessungs-Stoßspannung des Betriebsmittels;  
 - für andere Basisisolierung: die höchste Stoßspannung, die im Stromkreis auftreten kann;  
 \_) Vorzugswerte

| Höhen-Korrekturfaktoren (Tabelle 2 b) |                           |                                    |
|---------------------------------------|---------------------------|------------------------------------|
| Höhe in m                             | Normaler Luftdruck in kPa | Multiplikationsfaktor für Abstände |
| 2000                                  | 80,0                      | 1,00                               |
| 3000                                  | 70,0                      | 1,14                               |
| 4000                                  | 62,0                      | 1,29                               |
| 5000                                  | 54,0                      | 1,48                               |
| 6000                                  | 47,0                      | 1,70                               |
| 7000                                  | 41,0                      | 1,95                               |
| 8000                                  | 35,5                      | 2,25                               |
| 9000                                  | 30,5                      | 2,62                               |
| 10000                                 | 26,5                      | 3,02                               |
| 15000                                 | 12,0                      | 6,67                               |
| 20000                                 | 5,5                       | 14,50                              |

**Bemessung der Kriechstrecke**

## Vereinfachtes Schema zur Ermittlung der Kriechstrecke



| Netz-Nennspannung der Stromversorgung*<br>[V] | Bemessungsspannung<br>[V] |
|---|---------------------------|
| 60  | 63                        |
| 110/120/127                                   | 125                       |
| 150   | 160                       |
| 208   | 200                       |
| 220/230/240                                   | 250                       |
| 300   | 320                       |
| 380/400/415                                   | 400                       |
| 440   | 500                       |
| 480/500                                       | 500                       |
| 575   | 630                       |
| 600   | 630                       |
| 660/690                                       | 630                       |
| 720/830                                       | 800                       |
| 960   | 1000                      |
| 1000  | 1000                      |

Tabelle 3

\* die Auswahl stellt nicht den vollständigen Zusammenhang zwischen allen möglichen weltweit verwendeten Netzformen und der Bemessungsspannung dar

| Mindestkriechstrecke für Betriebsmittel mit langzeitiger Spannungsbeanspruchung |                    |                         |      |      |                         |      |      |                         |      |      |
|---|--------------------|-------------------------|------|------|-------------------------|------|------|-------------------------|------|------|
| Bemessungs-<br>Spannung<br>[V]  | Verschmutzungsgrad |                         |      |      |                         |      |      |                         |      |      |
|   | 1                  | 2<br>Isolierstoffgruppe |      |      | 3<br>Isolierstoffgruppe |      |      | 4<br>Isolierstoffgruppe |      |      |
|   | I)                 | I                       | II   | III  | I                       | II   | III  | I                       | II   | III  |
| 10  | 0,08               | 0,40                    | 0,40 | 0,40 | 1,00                    | 1,00 | 1,00 | 1,6                     | 1,6  | 1,6  |
| 12,5  | 0,09               | 0,42                    | 0,42 | 0,42 | 1,05                    | 1,05 | 1,05 | 1,6                     | 1,6  | 1,6  |
| 16  | 0,10               | 0,45                    | 0,45 | 0,45 | 1,10                    | 1,10 | 1,10 | 1,6                     | 1,6  | 1,6  |
| 20  | 0,110              | 0,48                    | 0,48 | 0,48 | 1,20                    | 1,20 | 1,20 | 1,6                     | 1,6  | 1,6  |
| 25  | 0,125              | 0,50                    | 0,50 | 0,50 | 1,25                    | 1,25 | 1,25 | 1,7                     | 1,7  | 1,7  |
| 32  | 0,140              | 0,53                    | 0,53 | 0,53 | 1,30                    | 1,30 | 1,30 | 1,8                     | 1,8  | 1,8  |
| 40  | 0,16               | 0,56                    | 0,80 | 1,10 | 1,4                     | 1,6  | 1,8  | 1,9                     | 2,4  | 3,0  |
| 50  | 0,18               | 0,60                    | 0,85 | 1,20 | 1,5                     | 1,7  | 1,9  | 2,0                     | 2,5  | 3,2  |
| 63  | 0,20               | 0,63                    | 0,90 | 1,25 | 1,6                     | 1,8  | 2,0  | 2,1                     | 2,6  | 3,4  |
| 80  | 0,22               | 0,67                    | 0,95 | 1,3  | 1,7                     | 1,9  | 2,1  | 2,2                     | 2,8  | 3,6  |
| 100   | 0,25               | 0,71                    | 1,00 | 1,4  | 1,8                     | 2,0  | 2,2  | 2,4                     | 3,0  | 3,8  |
| 125   | 0,28               | 0,75                    | 1,05 | 1,5  | 1,9                     | 2,1  | 2,4  | 2,5                     | 3,2  | 4,0  |
| 160   | 0,32               | 0,80                    | 1,1  | 1,6  | 2,0                     | 2,2  | 2,5  | 3,2                     | 4,0  | 5,0  |
| 200   | 0,42               | 1,00                    | 1,4  | 2,0  | 2,5                     | 2,8  | 3,2  | 4,0                     | 5,0  | 6,3  |
| 250   | 0,56               | 1,25                    | 1,8  | 2,5  | 3,2                     | 3,6  | 4,0  | 5,0                     | 6,3  | 8,0  |
| 320   | 0,75               | 1,60                    | 2,2  | 3,2  | 4,0                     | 4,5  | 5,0  | 6,3                     | 8,0  | 10,0 |
| 400   | 1,00               | 2,00                    | 2,8  | 4,0  | 5,0                     | 5,6  | 6,3  | 8,0                     | 10,0 | 12,5 |
| 500   | 1,30               | 2,50                    | 3,6  | 5,0  | 6,3                     | 7,1  | 8,0  | 10,0                    | 12,5 | 16,0 |
| 630   | 1,8                | 3,2                     | 4,5  | 6,3  | 8,0                     | 9    | 10,0 | 12,5                    | 16   | 20   |
| 800   | 2,4                | 4,0                     | 5,6  | 8,0  | 10,0                    | 11   | 12,5 | 16,0                    | 20   | 25   |
| 1000  | 3,2                | 5,0                     | 7,1  | 10,0 | 12,5                    | 14   | 16,0 | 20,0                    | 25   | 32   |

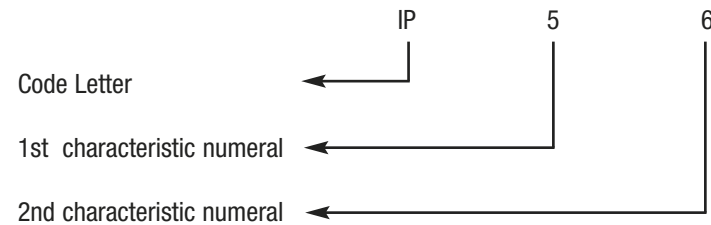
Tabelle 4

## Degree of protection provided by enclosures

For safety reasons, electrical equipment needs to be protected against outside influences. The basis for the determination is the standard IEC 529 titled 'Degree of protection provided by enclosures (IP – Code)'.

Using a standardized test procedure the extent of the protection class is verified. To classify different housings according to their protection class, a designation system is used which consists of the code – letters 'IP' and two code numbers.

### Arrangement of the IP – Code (International bzw. Ingress Protection)



### Meaning of the 1st characteristic numeral

The first numeral describes the protection of the housing against intrusion of foreign bodies as well as the protection of people against dangerous parts or influences. Because of this, there are two descriptions and definitions for each of the first code letter.

| 1st numeral | Protection against solid objects and against access to hazardous parts  |  |
|-------------|---|--|
|             | short description   | definition   |
| 0           | no protection   |  |
| 1           | -protection against solid foreign bodies of Ø 50mm<br>-protection against access to hazardous parts with the back of a hand         | A sphere of Ø 50mm, must not intrude   |
| 2           | -protection against solid foreign bodies of Ø 12 mm<br>-protection against access to hazardous parts with the finger                | A sphere of Ø 12mm diameter, must not intrude  |
| 3           | -protection against solid foreign bodies of 2,5 mm diameter and bigger<br>-protection against access to hazardous parts with a tool | A sphere of Ø 2,5mm diameter, must not intrude   |
| 4           | -protection against solid foreign bodies of 1,0 mm diameter and bigger<br>-protection against access to hazardous parts with a wire | The probe, sphere of Ø 1,0mm, must not intrude   |
| 5           | protected against dust  | The infiltration of dust is not completely prevented, but it does not infiltrate to such an extent that the operation or the safety of the device is affected. |
| 6           | dust proof  | No infiltration of dust  |

### Meaning of the 2nd characteristic numeral

The second numeral describes the protection of the housing against the intrusion of water with harmful effects.

| second code digit | Protection degrees against the intrusion of water, designated by the second code digit |  |
|-------------------|--|--|
|                   | short description  | definition   |
| <b>0</b>          | not protected  |  |
| <b>1</b>          | protected against dripping water   | Vertically falling drops shall have not harmful effects.   |
| <b>2</b>          | protected against dripping water when the housing is at an angle of up to 15°          | Vertically falling drops shall have not harmful effects when the enclosure is tilted upto 15°  |
| <b>3</b>          | protected against water spray  | Water sprayed at an angle up to 60°, shall have no harmful effects   |
| <b>4</b>          | protected against splash water   | Water splashed against the enclosure from any direction shall have no harmful effects  |
| <b>4K</b>         | protected against splash water with increased pressure                                 | Water splashed against the enclosure with increased pressure from any direction shall have no harmful effects (Applies acc to DIN 40050 - 9 only for road vehicles)  |
| <b>5</b>          | protected against jets of water  | water splashes against the enclosure from any direction as a water jet shall have no harmful effects   |
| <b>6</b>          | protected against strong jets of water   | water splashes against the enclosure from any direction as a strong water jet shall have no harmful effects  |
| <b>6K</b>         | protected against strong jets of water with increased pressure                         | water splashes directly against the enclosure from any direction as a strong water jet with increased pressure, shall have no harmful effects (Applies acc to DIN 40050 - 9 only for road vehicles)  |
| <b>7</b>          | protection against the effects of temporary submersion in water                        | Quantity of water that ingresses an enclosure, when it is temporarily immersed under standardized conditions of pressure and time, shall have no harmful effects.  |
| <b>8</b>          | protection against the effects of continuous submersion in water                       | Quantity of water that ingresses an enclosure, when it is continuously immersed under conditions of pressure and time, shall have no harmful effects. The conditions must, however be harder than for code digit 7 and agreed between user and producer. |
| <b>9K</b>         | Protected against water during high-pressure / jet-stream cleaning.                    | Water that is directed against the housing with greatly increased pressure from any direction must not have any detrimental effect (Applies acc to DIN 40050 - 9 only for road vehicles)   |

### Insulation Coordination for Electrical Connectors in Low Voltage Plants

Dimensioning of Clearance and Creeping Distances acc. to DIN EN60664-1; following pages show only a part of the standards

#### Insulation Coordination

Insulation coordination includes the design of the electrical insulation of a connector depending on its use and environment.

This occurs either by design of the clearance distances (basis is the expected power surge) or by design of the creeping distance (basis is the operating voltage as well as the quality of the insulating material). Furthermore, insulation-changing conditions are taken into account (pollution, protective measures against pollution, air pressure, thermal or chemical influences).

Air distances are measured according to the outer or inner power surge expected. The four power surge classes (power surge categories I to IV) take the different use of the connector into account.

Depending on the homogeneity of the field between the electrodes (case A – inhomogenous field, case B – homogenous field) the air distances can be determined according to table 2a (minimum air distances); industrial connectors are always determined according to case A.

The influence from pollution when determining the air- and **creeping distances** is taken into account by using four degrees of severity (pollution degree 1 to 4).

Basis of the creeping distances is the rated voltage which is deduced from the operating voltage.

The minimum creeping distances are allocated in table 4 depending on the severity of pollution.

If the product descriptions do not contain any additional information the products listed in this catalogue were rated according to norm DIN VDE 0110 for surge category III and severity of pollution 3.

#### Surge Category I to IV

- resources of surge category I are goods for the termination of fixed electrical installations of a building. Measures for the limitation of transient surges were taken either in the fixed installation or between the fixed installation and the equipment.
- resources of surge category II are resources which use power and are fed from a fixed installation.  
Note: e. g. domestic appliances, portable tools and other appliances as well as similar consumers.
- resources of surge category III are part of a fixed installation. They are resources from which a high degree of availability is expected.  
Note: Examples for such appliances are e.g. industrial connectors, distribution panels, power switches, distributors, switches, sockets).
- Devices of surge category IV are for use at the supply terminal of the installation.  
Note: Examples for such appliances are electricity counters, overload cut-out switches and Rundsteuergeräte.

#### Pollution Degree 1 to 4

DIN VDE 0110 defines the pollution degrees as follows: :

##### Pollution Degree 1:

There is no or only dry, non-conductive pollution. The pollution is without influence.

##### Pollution Degree 2:

There is only non-conductive pollution. Occasional momentary conductivity due to condensation.

##### Pollution Degree 3:

There is conductive pollution or dry non-conductive pollution, which becomes conductive due to condensation.

##### Pollution Degree 4:

There is a continuous conductivity due to conductive dust, rain or moisture.

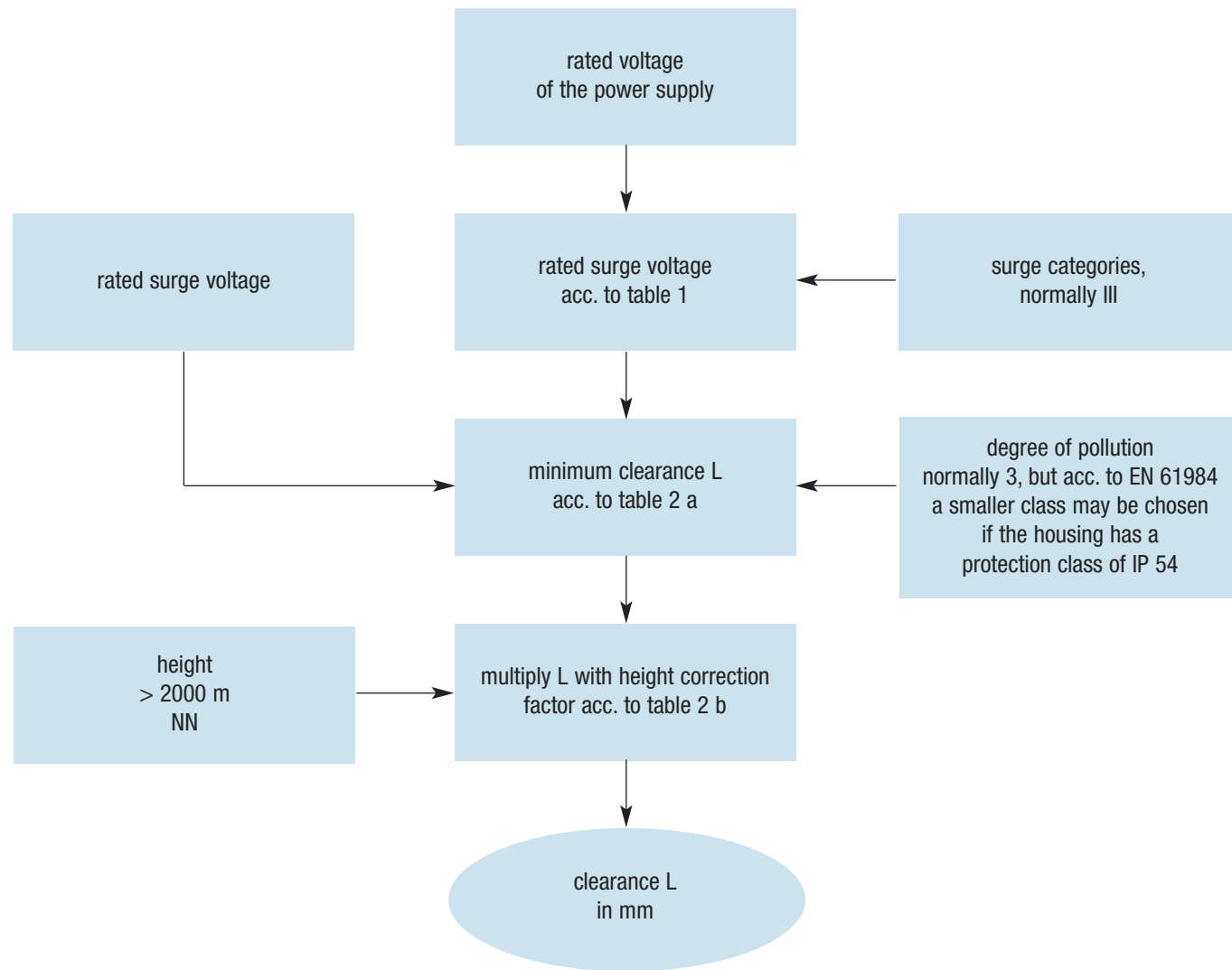
#### Insulation Material

The insulation materials are divided into the following four groups depending on their comparative tracking index (CTI) :

|                            |                             |
|----------------------------|-----------------------------|
| Insulation material I:     | $600 \leq \text{CTI}$       |
| Insulation material II:    | $400 \leq \text{CTI} < 600$ |
| Insulation material III a: | $175 \leq \text{CTI} < 400$ |

Measurement of Clearances

Diagram for the Determination of Clearances



| Rated Surge Voltage for Utilities         |                              |   |  |  |  |
|---|------------------------------|---|--|--|--|
| rated voltage of the power supply *) in V |                              | Rated Surge Voltage in kV (1,2/50ms) for                      |  |  |  |
| 3-phase systems                           | single systems in the centre | utilities at the feed of the installation (surge category IV) | utilities as part of a fixed installation (surge category III) | utilites for connection to fixed installations (surge category II) | Specially protected utilities (surge category I) |
|   | 120 up to 240                | 4   | 2,5  | 1,5  | 0,8  |
| 230/400**                                 |                              | 6   | 4  | 2,5  | 1,5  |
| 277/480**                                 |                              |   |  |  |  |
| 400/690**                                 |                              | 8   | 6  | 4  | 2,5  |
| 1000                                      |                              | 12  | 8  | 6  | 4  |

\*) chosen voltage values

\*\*\*) the / dash is for a 3-phase system with 4 lines. The lower value is for phase to neutral, the higher value is for phase to phase



| minimum clearance in air at installation heights of up to 2000 m above sea level (NN) |  |           |           |           |  |           |           |           |
|---|--|-----------|-----------|-----------|--|-----------|-----------|-----------|
| "rated surge voltage [kV]"  | case A<br>inhomogenous field)<br>degree of pollution |           |           |           | case B<br>homogenous field)<br>degree of pollution |           |           |           |
|   | 1<br>(mm)  | 2<br>(mm) | 3<br>(mm) | 4<br>(mm) | 1<br>(mm)  | 2<br>(mm) | 3<br>(mm) | 4<br>(mm) |
|   | 0,33 _)  | 0,01      | _)        |           |  | 0,01      | _)        |           |
| 0,40  | 0,02   |           |           |           | 0,02   |           |           |           |
| 0,5 _)  | 0,04   |           |           |           | 0,04   |           |           |           |
| 0,60  | 0,06   |           |           |           | 0,06   |           |           |           |
| 0,80 _)   | 0,10   | 0,2       | 0,80      |           | 0,10   | 0,2       | 0,8       |           |
| 1,0   | 0,15   |           |           | 1,6       | 0,15   |           |           | 1,6       |
| 1,2   | 0,25   | 0,25      |           |           | 0,2  |           |           |           |
| 1,5 _)  | 0,5  | 0,5       |           |           | 0,3  | 0,3       |           |           |
| 2,0   | 1,0  | 1,0       | 1,0       |           | 0,45   | 0,5       |           |           |
| 2,5 _)  | 1,5  | 1,5       | 1,5       |           | 0,6  | 0,6       |           |           |
| 3,0   | 2  | 2         | 2         | 2         | 0,8  | 0,8       |           |           |
| 4,0 _)  | 3  | 3         | 3         | 3         | 1,2  | 1,2       | 1,2       |           |
| 5,0   | 4  | 4         | 4         | 4         | 1,5  | 1,5       | 1,5       |           |
| 6,0 _)  | 5,5  | 5,5       | 5,5       | 5,5       | 2  | 2         | 2         | 2         |
| 8,0 _)  | 8  | 8         | 8         | 8         | 3  | 3         | 3         | 3         |
| 10  | 11   | 11        | 11        | 11        | 3,5  | 3,5       | 3,5       | 3,5       |
| 12 _)   | 14   | 14        | 14        | 14        | 4,5  | 4,5       | 4,5       | 4,5       |
| 15  | 18   | 18        | 18        | 18        | 5,5  | 5,5       | 5,5       | 5,5       |
| 20  | 25   | 25        | 25        | 25        | 8  | 8         | 8         | 8         |
| 25  | 33   | 33        | 33        | 33        | 10   | 10        | 10        | 10        |
| 30  | 40   | 40        | 40        | 40        | 12,5   | 12,5      | 12,5      | 12,5      |
| 40  | 60   | 60        | 60        | 60        | 17   | 17        | 17        | 17        |
| 50  | 75   | 75        | 75        | 75        | 22   | 22        | 22        | 22        |
| 60  | 90   | 90        | 90        | 90        | 27   | 27        | 27        | 27        |
| 80  | 130  | 130       | 130       | 130       | 35   | 35        | 35        | 35        |
| 100   | 170  | 170       | 170       | 170       | 45   | 45        | 45        | 45        |

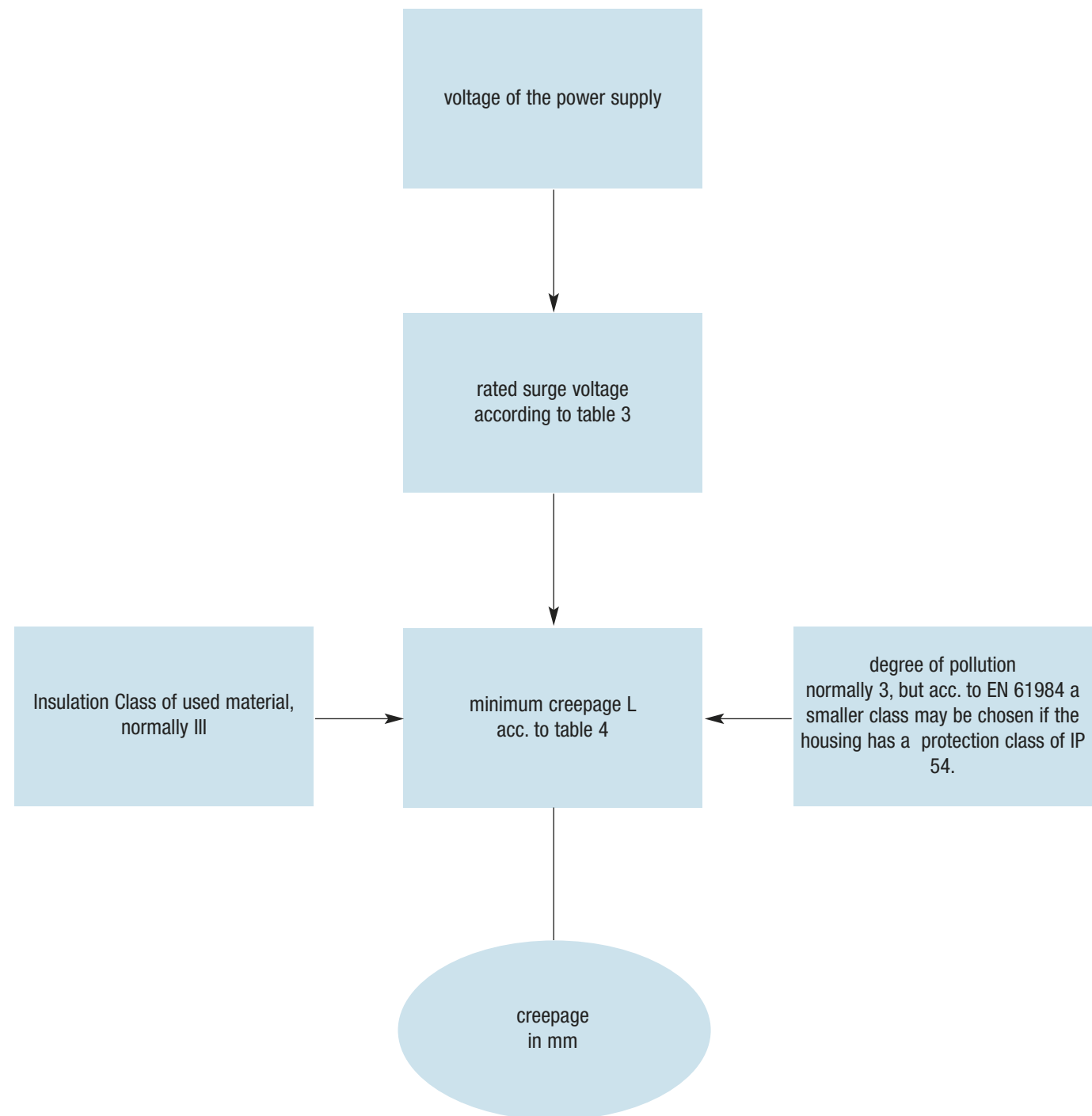
- 1) This voltage is
- for functional insulation:  
the maximum impulse voltage expected to occur across the clearance
  - for basic insulation directly exposed by transient overvoltages
  - for other basic insulation

\_) Preferred values

| Factors for Height Correction |                            |                                     |
|-------------------------------|----------------------------|-------------------------------------|
| height in m                   | normal air pressure in kPa | multiplication factor for distances |
| 2000                          | 80,0                       | 1,00                                |
| 3000                          | 70,0                       | 1,14                                |
| 4000                          | 62,0                       | 1,29                                |
| 5000                          | 54,0                       | 1,48                                |
| 6000                          | 47,0                       | 1,70                                |
| 7000                          | 41,0                       | 1,95                                |
| 8000                          | 35,5                       | 2,25                                |
| 9000                          | 30,5                       | 2,62                                |
| 10000                         | 26,5                       | 3,02                                |
| 15000                         | 12,0                       | 6,67                                |
| 20000                         | 5,5                        | 14,50                               |

## Measurement of creepage

Diagram for the Determination of creepage



| voltage of the power supply<br>[V] | Rated voltage<br>[V] |
|------------------------------------|----------------------|
| 60                                 | 63                   |
| 110/120/127                        | 125                  |
| 150                                | 160                  |
| 208                                | 200                  |
| 220/230/240                        | 250                  |
| 300                                | 320                  |
| 380/400/415                        | 400                  |
| 440                                | 500                  |
| 480/500                            | 500                  |
| 575                                | 630                  |
| 600                                | 630                  |
| 660/690                            | 630                  |
| 720/830                            | 800                  |
| 960                                | 1000                 |
| 1000                               | 1000                 |

Table 3

\* the above shown table does not give the entire correlation of world-wide used networks and rated voltages; it is reduced to the most common ones; further details, see DIN EN60664-1

| Creepages in [mm] for electrical Equipments |                               |                       |      |      |                       |      |      |                       |      |      |
|---|-------------------------------|-----------------------|------|------|-----------------------|------|------|-----------------------|------|------|
| rated<br>voltage<br>[V]                     | degree of pollution           |                       |      |      |                       |      |      |                       |      |      |
|   | 1<br>All Insulator<br>classes | 2<br>Insulation Class |      |      | 3<br>Insulation Class |      |      | 4<br>Insulation Class |      |      |
|   |                               | I                     | II   | III  | I                     | II   | III  | I                     | II   | III  |
| 10  | 0,08                          | 0,40                  | 0,40 | 0,40 | 1,00                  | 1,00 | 1,00 | 1,6                   | 1,6  | 1,6  |
| 12,5  | 0,09                          | 0,42                  | 0,42 | 0,42 | 1,05                  | 1,05 | 1,05 | 1,6                   | 1,6  | 1,6  |
| 16  | 0,10                          | 0,45                  | 0,45 | 0,45 | 1,10                  | 1,10 | 1,10 | 1,6                   | 1,6  | 1,6  |
| 20  | 0,110                         | 0,48                  | 0,48 | 0,48 | 1,20                  | 1,20 | 1,20 | 1,6                   | 1,6  | 1,6  |
| 25  | 0,125                         | 0,50                  | 0,50 | 0,50 | 1,25                  | 1,25 | 1,25 | 1,7                   | 1,7  | 1,7  |
| 32  | 0,140                         | 0,53                  | 0,53 | 0,53 | 1,30                  | 1,30 | 1,30 | 1,8                   | 1,8  | 1,8  |
| 40  | 0,16                          | 0,56                  | 0,80 | 1,10 | 1,4                   | 1,6  | 1,8  | 1,9                   | 2,4  | 3,0  |
| 50  | 0,18                          | 0,60                  | 0,85 | 1,20 | 1,5                   | 1,7  | 1,9  | 2,0                   | 2,5  | 3,2  |
| 63  | 0,20                          | 0,63                  | 0,90 | 1,25 | 1,6                   | 1,8  | 2,0  | 2,1                   | 2,6  | 3,4  |
| 80  | 0,22                          | 0,67                  | 0,95 | 1,3  | 1,7                   | 1,9  | 2,1  | 2,2                   | 2,8  | 3,6  |
| 100   | 0,25                          | 0,71                  | 1,00 | 1,4  | 1,8                   | 2,0  | 2,2  | 2,4                   | 3,0  | 3,8  |
| 125   | 0,28                          | 0,75                  | 1,05 | 1,5  | 1,9                   | 2,1  | 2,4  | 2,5                   | 3,2  | 4,0  |
| 160   | 0,32                          | 0,80                  | 1,1  | 1,6  | 2,0                   | 2,2  | 2,5  | 3,2                   | 4,0  | 5,0  |
| 200   | 0,42                          | 1,00                  | 1,4  | 2,0  | 2,5                   | 2,8  | 3,2  | 4,0                   | 5,0  | 6,3  |
| 250   | 0,56                          | 1,25                  | 1,8  | 2,5  | 3,2                   | 3,6  | 4,0  | 5,0                   | 6,3  | 8,0  |
| 320   | 0,75                          | 1,60                  | 2,2  | 3,2  | 4,0                   | 4,5  | 5,0  | 6,3                   | 8,0  | 10,0 |
| 400   | 1,00                          | 2,00                  | 2,8  | 4,0  | 5,0                   | 5,6  | 6,3  | 8,0                   | 10,0 | 12,5 |
| 500   | 1,30                          | 2,50                  | 3,6  | 5,0  | 6,3                   | 7,1  | 8,0  | 10,0                  | 12,5 | 16,0 |
| 630   | 1,8                           | 3,2                   | 4,5  | 6,3  | 8,0                   | 9    | 10,0 | 12,5                  | 16   | 20   |
| 800   | 2,4                           | 4,0                   | 5,6  | 8,0  | 10,0                  | 11   | 12,5 | 16,0                  | 20   | 25   |
| 1000  | 3,2                           | 5,0                   | 7,1  | 10,0 | 12,5                  | 14   | 16,0 | 20,0                  | 25   | 32   |

Table 4

## Technische Kennwerte Serie HF/Technical specifications Series: HF

### Crimphülse

- Optimale Materialanpassung entsprechend der Kundenapplikation
- Anpassung auf spezielle Leiterquerschnitte und Verarbeitungswerkzeuge
- Verwendung der gleichen Crimphülse für Stift-, Buchsen- und Erdkontakt
- Robuste widerstandsfähige Crimphülse für vielfältige Industrieanwendungen

- ② Kontaktträger
- ③ Adapter
- ④ Crimphülse

### Stift-/ Buchsenkontakt

- Verschleißarmes Basismaterial
- Austausch der Einzelteile durch modularen Aufbau
- Oberflächenveredlung gemäß Kundenanwendungsanforderung
- Reduzierung der Steck-/Ziehkräfte um 30%
- Erhöhung der Steckzyklen um 50%
- Variable Anschlußtechnik




### Crimp ferrule

- Optimum material adaptation according to customer's application
- Adaptation to special customer wire size and crimping tools
- Same crimp ferrule for male, female and grounding contact
- Robust crimp ferrule for tough industrial applications

- ② Insulating material plastic
- ③ Adapter
- ④ Crimp ferrule

### Male/female contact

- Wear-resistant basic material
- Worn parts can be individually exchanged
- Surface coating according to customer application
- 30% reduced mating and pulling forces
- 50% increase of making cycles
- Variable wire termination




|                                     |   |
|-------------------------------------|---|
| <b>Bemessungsstrom</b>              | 350 A   |
| <b>Bemessungsspannung</b>           | 1000 V~, Isolationsgruppe C   |
| <b>Prüfspannung</b>                 | 3 (C)   |
| <b>Prüfspannung U<sub>eff</sub></b> | 3 kV  |
| <b>Durchgangswiderstand</b>         | ≤ 1 mΩ  |
| <b>Isolationswiderstand</b>         | ≥ 10 <sup>10</sup> Ω  |
| <b>Temperaturbereich</b>            | - 40°C + 125°C<br>Die obere Grenztemperatur schließt die Kontaktwärmerung und Erwärmung durch Umgebungstemperatur ein |
| <b>Kabel Anschluß</b>               | Crimpanschluß 50 - 150 mm <sup>2</sup>  |
| <b>Werkstoffe</b>                   |   |
| <b>Kontakteinsätze</b>              | thermoplastischer Formstoff<br>glasfaserverstärkt (UL-gelistet) V-0   |
| <b>Kontaktelemente</b>              | Kupferlegierung   |
| <b>Kontaktoberfläche</b>            | hartversilbert  |

|                                     |   |
|-------------------------------------|---|
| <b>Rated current</b>                | 350 A   |
| <b>Rated voltage</b>                | 1000V~, insulation group C  |
| <b>Test voltage</b>                 | 3 (C)   |
| <b>Test voltage U<sub>rms</sub></b> | 3 kV  |
| <b>Volume resistance</b>            | ≤ 1 mΩ  |
| <b>Insulation resistance</b>        | ≥ 10 <sup>10</sup> Ω  |
| <b>Temperature range</b>            | - 40°C + 125°C<br>The maximal limit temperature includes contact heat-up and heat-up caused by ambient temperature. |
| <b>Wire termination</b>             | Crimp terminal 50 - 150 mm <sup>2</sup>   |
| <b>Materials</b>                    |   |
| <b>Contact inserts</b>              | thermoplastic material<br>glass-fibre reinforced (UL listed) V-0  |
| <b>Contact elements</b>             | copper alloy  |
| <b>Contact surfaces</b>             | hard-silver-plated  |

|                                   |   |    |    |    |    |
|-----------------------------------|---|----|----|----|----|
| Kontaktzahlen/<br>No. of contacts | 8 | 14 | 23 | 35 | 48 |
| Baugröße/<br>Size                 | 3 | 4  | 6  | 8  | 8  |

### Technische Kennwerte Serie MDL/Technical specifications series MDL

- Modular aufgebaute Kontakteinsätze - Baugröße 3-4-6-8-10-12
- Optimale Flexibilität, leichtes Handling, schnelle Montage
- Rationelle Mischbestückung zur Lösung anwenderspezifischer Kundenanforderungen
- Halterahmen zur Aufnahme der variabel einsetzbaren Module, baugleich für Ober- und Unterteil
- Reduzierung der Lagerbestandskosten
- Polarisiert Einsatz der Module in einem Halterahmen
- Leistungs- und Signalübertragung über einen Steckverbinder
- Voreilende Schutzkontakte
- Elektromagnetisch verträgliche Module für Bussystem-Schnittstellen



- Modular contact inserts – sizes 3-4-6-8-10-12
- Optimum flexibility, easy handling, quick assembly
- Rational mixing of connectors, i. e. application specific customer requirements can be solved
- Fixing frame to hold the interchangeable modules, same design for upper and lower part
- Storage costs are reduced
- Polarized use of the modules in a fixing frame
- Power- and signal transmission with one connector
- Leading grounding contact
- Modules, tolerant to electro-magnetic waves, for bus system interfaces

**Vorschriften** DIN VDE 0110 für Luft- und Kriechstrecken  
DIN VDE 0627 für Steckverbinder und Steckvorrichtungen

**Zulassungen** UL, CSA

**Modulbaustein**

**Verschmutzungsgrad** 3

**Werkstoff** thermoplastischer Formstoff

**Temperaturbereich** - 40°C + 125°C

**Brennbarkeit** nach UL 94 V-0

**Regulations** DIN VDE 0110 für clearance and tracking distance  
DIN VDE 0627 for connectors, plugs and sockets

**Approvals** UL, CSA

**Module element**

**Degree of contamination** 3

**Material** thermoplastics

**Temperature range** - 40°C + 125°C

**Flammable** acc. to UL 94 V-0

| Modulbausteine<br><i>Module elements</i> | Modulbezeichnung<br><i>Moduldesignation</i> | Elektrische Kennwerte/Pneumatic<br><i>Electrical ratings/Pneumatic</i> | Kontaktzahlen<br><i>No. of contacts</i> |
|--|---|--|---|
| Last/Signal/Power Signal                 | MDL-HF 1+2                                  | 1 x (150A/1000V), 2 x (10A/250V)                                       | 3                                       |
| Last/Signal/Power Signal                 | MDL-HSS 2+2                                 | 2 x (63A/1000V), 2 x (10A/250V)  | 4                                       |
| Last/Signal/Power Signal                 | MDL-HSM 3 + 4                               | 3 x (40A/1000V), 4 x (10A/250V)  | 7                                       |
| Pneumatik/Pneumatic                      | MDL-AIR                                     | 10 bar, NW = 4,0   | 2                                       |
| Signal/Signal                            | MDL-HN.D                                    | 15 x (10A/400V)  | 15, 18                                  |
| Signal/Signal                            | MDL-HD                                      | 18 x (10A/250V)  | 15, 18                                  |
| LWL/Optical transmission                 | MDL-LWL                                     |  | 18                                      |
| Signal/Signal                            | MDL-HVT                                     | 8 x (16A/400V)   | 8                                       |
| Signal/Signal                            | MDL-Twinax                                  | 4 x (16A/150V)   | 4                                       |
| Signal/Signal                            | MDL-KX                                      | 6x RG 58/RG 59   | 6                                       |
| Signal/Signal                            | MDL-KX.VT                                   |  | 1                                       |
| Signal/Signal                            | MDL-Dynamic                                 | 30 x (5A/600V)   | 30                                      |
| Signal/Signal                            | MDL-RJ45                                    | CAT 5e   | 1                                       |

**Anschlussarten/Termination types**

- **Schraubanschluss**  
Screw connection



- **Spring Clamp-Anschluss**  
Spring Clamp connection



- **Crimpschluss**  
Crimp connection



**Schraubanschluss/Screw terminal**

**Schraubanschluss**

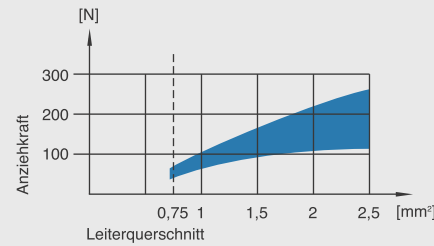
Der Schraubanschluss ist die bekannteste Anschlussart. Ihre Bemessung erfolgt nach VDE 0609. Anzugs- und Prüfdrehmomente entnehmen Sie bitte nebenstehender Tabelle.

**Screw terminal**

The screw terminal is the most common type of connection. Ratings are based on VDE 0609. Please refer to the table at the left for torques.

|                                      |              |            |            |              |            |            |                                       |
|--------------------------------------|--------------|------------|------------|--------------|------------|------------|---------------------------------------|
| Leiterquerschnitt (mm <sup>2</sup> ) | 1            | 1,5        | 2,5        | 4            | 6          | 10         | Wire cross section (mm <sup>2</sup> ) |
| Schraubengewinde                     | <b>M 2,6</b> | <b>M 3</b> | <b>M 3</b> | <b>M 3,5</b> | <b>M 4</b> | <b>M 4</b> | Thread                                |
| Prüfdrehmoment Ncm                   | 40           | 50         | 50         | 80           | 120        | 120        | Test torque Ncm                       |

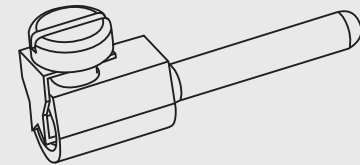
Das Diagramm zeigt den Streubereich der Ausziehkräfte der Leiter aus der Schraubverbindung eines Kontaktelementes mit Klemmschutz. Klemmschraube: M 3 Prüfdrehmoment: 50 Ncm



The diagram shows the force range for pulling the conductor out of the screwed connection of a contact element with wire protection. Clamp screw: M 3 Test torque: 50 Ncm

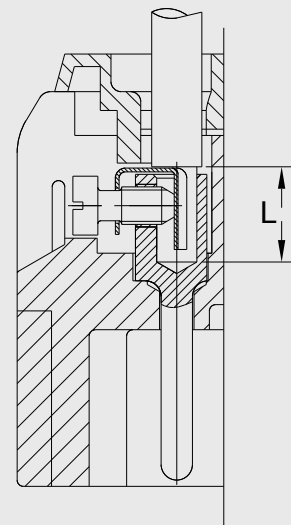
Die einschlägigen Bestimmungen sagen aus:  
• Serien HE, HSB-Klemmen **mit Drahtschutz:** Ausser dem Abisolieren ist kein besonderes Herrichten der Leiterenden erforderlich.

**mit Drahtschutz/with wire protection**



The relevant regulations stipulate:  
• Terminals of series HE, HSB **with wire protection:** No special preparation of wire ends required except for stripping.

| Kontakt-Einsätze<br>Contact inserts | max. Leiterquerschnitt<br>max. wire cross section |  | Abisolierlänge<br>Stripping length |        |
|-------------------------------------|---|--|------------------------------------|--------|
|                                     | mm <sup>2</sup>                                   |  | AWG                                | l (mm) |
| HA.3/HA.4                           | 2,5   |  | 14                                 | 4,5    |
| HE.6-48/HA.10-64                    | 2,5   |  | 14                                 | 7,0    |
| HSB.6/35                            | 6,0   |  | 10                                 | 11,5   |



### HA Spring Clamp-Anschluss/HA Spring Clamp connection

**Technische Kennwerte**

Vorschriften: DIN VDE 0110  
DIN VDE 0627

Zulassungen: UL/CSA/SEV/VDE

Käfigzugfederanschluß: bis 2,5mm<sup>2</sup> (AWG 14)  
mit Aderendhülse bis 1,5mm<sup>2</sup> (AWG 16)

**Werkstoffe**  
Kontaktelemente: Kupferlegierung  
Kontaktfläche: hartversilbert


**Technical ratings**

Specification: DIN VDE 0110  
DIN VDE 0627

Approval: UL/CSA/SEV/VDE

Cage clamp terminal: up to 2,5mm<sup>2</sup> (AWG 14)  
with wire pin up to 1,5mm<sup>2</sup> AWG 16)

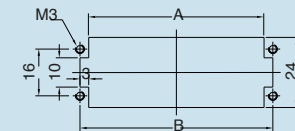
**Materials**  
Contact elements: copper alloy  
Contact surface: hard-silver-plated



Kontaktanordnung  
Ansicht Anschlußseite  
Contact arrangements  
view from terminal side

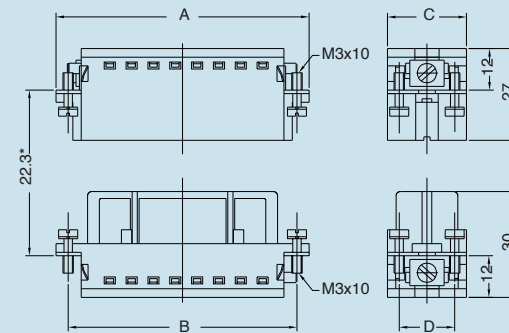


Montageausschnitt für Kontakteinsätze bei Verwendung ohne Gehä Panel cut-out




Baugröße/Size Maße/Dimensions

|   | A    | B    |
|---|------|------|
| 2 | 43,5 | 49,5 |
| 5 | 60   | 66   |



\*Abstand für sichere Kontaktgabe 24 mm


| Baugröße/Size | Maße/Dimensions |      |      |    |
|---------------|-----------------|------|------|----|
|               | A               | B    | C    | D  |
| 2             | 56,5            | 49,5 | 22,8 | 16 |
| 5             | 73              | 66   | 22,8 | 16 |



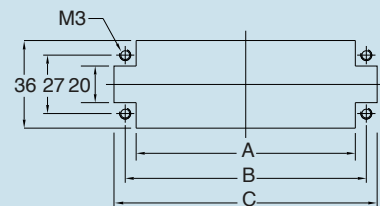
### HE Spring Clamp-Anschluss/HE Spring Clamp connection

**Technische Kennwerte**

|                        |                                 |
|------------------------|---------------------------------|
| Vorschriften:          | DIN VDE 0110<br>DIN VDE 0627    |
| Zulassungen:           | UL/CSA/SEV/VDE                  |
| Käfigzugfederanschluß: | bis 2,5mm <sup>2</sup> (AWG 14) |
| Kontakteinsätze:       | Thermoplastischer Formstoff PBT |
| Kontaktelemente:       | Kupferlegierung                 |
| Kontaktoberfläche:     | hartversilbert                  |



Montageausschnitt für Kontakteinsätze bei Verwendung ohne Gehäuse  
Panel cut-out



| Baugröße<br>Size | Abmessungen/Dimensions (mm) |      |      |
|------------------|-----------------------------|------|------|
|                  | A                           | B    | C    |
| 3                | 37                          | 44   | 52   |
| 4                | 50                          | 57   | 65   |
| 6                | 70,5                        | 77,5 | 85,5 |
| 8                | 97                          | 104  | 112  |

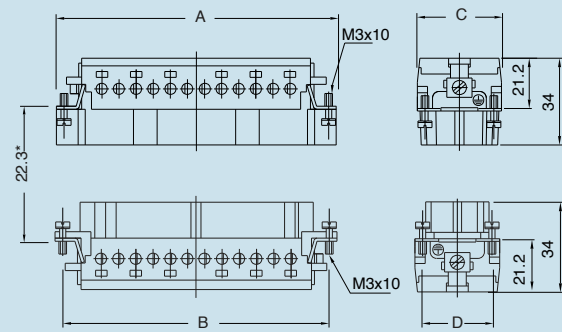
**Technical ratings**

|                |                              |
|----------------|------------------------------|
| Specification: | DIN VDE 0110<br>DIN VDE 0627 |
| Approval:      | UL/CSA/SEV/VDE               |

Cage clamp terminal: up to 2,5mm<sup>2</sup> (AWG 14)  
with wire pin up to 1,5mm<sup>2</sup> (AWG 16)


**Materials**

|                   |                    |
|-------------------|--------------------|
| Contact elements: | copper alloy       |
| Contact surface:  | hard-silver-plated |



\*Abstand für sichere Kontaktgabe 24 mm

| Baugröße/Size | Maße/Dimensions |      |    |    |
|---------------|-----------------|------|----|----|
|               | A               | B    | C  | D  |
| 3             | 52              | 44   | 33 | 27 |
| 4             | 63              | 57   | 33 | 27 |
| 6             | 83,5            | 77,5 | 33 | 27 |
| 8             | 110             | 104  | 33 | 27 |





## Crimpkontakte/Crimp contacts

Die moderne Crimp-Anschlußtechnik weist gegenüber Schraub- oder Lötanschlüssen wesentliche technische und wirtschaftliche Vorteile auf.

Zum Crimpen werden ein- oder mehrdrähtige Leiter eingesetzt. Der Crimpvorgang kann durch Crimp-Handzangen oder für die Serienfertigung mit halb- oder vollautomatischen Crimpmaschinen erfolgen. Mit Vollautomaten geschieht das Abisolieren der Leiter und das Crimpen der Kontakte maschinell in einem Arbeitsgang. Mit Hilfe dieser Crimpwerkzeuge wird der Anschlußbereich des Crimpkontaktes verformt und somit eine feste, gasdichte Verbindung mit dem Leiter hergestellt.

HTS bietet wirtschaftliche und technische Vorteile mit zwei weltweit verbreiteten Crimpsystemen:

- Präzisions-gedrehte HE, HN.D, HVT, HSM, HSL und HSS-Massiv-Crimpkontakte.
- Präzisions-gestanzte HD.M-Crimpkontakte.

1. Die gleichbleibende Crimpqualität garantiert einen konstanten Durchgangswiderstand.
2. Korrosionsfestigkeit durch annähernde Kaltverschweißung.
3. Vorkonfektionierung von Kabelbäumen mit Crimpkontakten.
4. Wesentlich höhere Verdrahtungsgeschwindigkeit.
5. Das Lösen bereits gesteckter Kontakte ist mit speziellem Lösewerkzeug möglich.

Auswahlhilfe Silber/Goldkontakte:

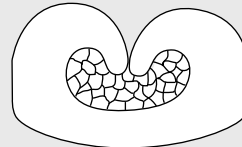
Die Auswahl o.g. Materialien sollte vor folgendem Hintergrund stattfinden:

**Verschleiß** ist auf Grund der Härte der Goldoberfläche bei vergoldeten Kontakten geringer, was auch höhere Steckzyklen erlaubt. Auch ist die Steckkraft bei vergoldeten Kontakten geringer. Das **Widerstandsverhalten** bei Gold ist konstanter aufgrund der geringeren Reaktionsfreudigkeit: Silber reagiert mit Schwefel und bildet eine dünne Oxidschicht aus. Diese Schicht wird beim Stecken problemlos durchbrochen bzw. von größeren Strömen „verbrannt“.

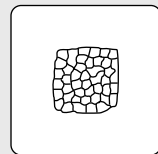
Unserer Erfahrung nach ist ein Einsatz von Goldkontakten nur bei Signal-Stömen und -Spannungen aufgrund des sehr konstanten (zeitlich) Widerstandsverhalten notwendig. Bei Anwendungen  $>5\text{mA}$  und  $>5\text{V}$  ist der Einsatz von Silberkontakten aus wirtschaftlichen Gesichtspunkten sinnvoller.

In nebenstehender Grafik ist diese Strom/Spannungs Auswahl zusammengefaßt.  
Spez. Widerstand: Gold:  $0,022 \text{ Vmm}_m/\text{m}$   
Silber:  $0,015 \text{ Vmm}_m/\text{m}$

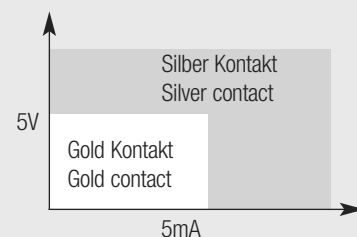
Schliffbilder einer Crimpstelle  
Cross sections of crimp contacts



F-Crimpfung für HD.M-Kontakte  
F crimp for HD.M contacts



Vierkant Crimpung  
Square section crimping



State-of-the-Art crimping technology is superior to screw or solder terminals compared to technical and economic perspectives.

Solid or multi strand conductors can be used for crimping. Crimping is done with manual crimping tools or semi-automatic crimping machines. Fully automatic machines perform all processes from stripping the conductor to crimping the contacts in a single step. The crimping tools connect the contact and the conductor by applying pressure to the connection area of the contact, thus creating a reliable, gas-tight termination.

HTS offers technical and economic advantages with two world-wide proven and acknowledged crimping systems:

- precision-screw machined solid crimp contacts HE, HN.D, HVT, HSM, HSL and HSS.
- precision-stamped HD.M crimp contacts

1. The constant crimp quality ensures a constant resistance.
2. Connection is almost cold-welded, giving corrosion resistance to the termination.
3. Preparation of cable harness with crimp contacts.
4. Faster termination times.
5. Crimped contacts can be removed with a special tool.

How to choose between silver- or gold-plated contacts:

The choice of either silver- or gold-plated contacts should be made considering the following:

The surface of gold-plated contacts is harder, which means less wear and tear and enables higher mating cycles. The mating force of gold-plated contacts is lower as well.

Gold's resistance performance is more constant due to its low reactivity. Silver reacts with sulphur and forms a thin oxidation layer. When mating this layer can be broken through or "burnt off" by higher currents.

Our experience has shown that the use of gold-plated contacts is only necessary with signal currents and voltages when very constant resistance performance is required. From an economic point of view it makes more sense to use silver-plated contacts for applications of  $>5\text{mA}$  and  $>5\text{V}$ . The graphic shown left is the current/voltage choice.

Resistance: Gold:  $0,022 \text{ Vmm}_m/\text{m}$   
Silver:  $0,015 \text{ Vmm}_m/\text{m}$


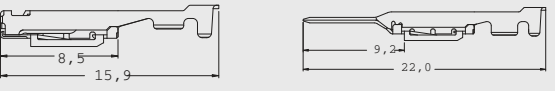
**Crimpkontakte S20DF Serie/Crimp contacts S20DF series** **5A**

| Bezeichnung<br>Description  | Bestelltext<br>Designation   | Bestell-Nr.<br>Order No.   | Maße mm <sup>2</sup><br>Dimensions mm <sup>2</sup>  |
|---|--|--|---|
| <p>Stiftkontakt/Pin contact</p> <p>Buchsenkontakt/Socket contact</p>  |  |  |   |
| <p>Werkstoff: Kupferlegierung</p> <p>Oberfläche:<br/>- vergoldet</p> <p>Durchgangswiderstand: ≤ 15 mΩ</p> <p>Crimpanschluss:<br/>- mm<sup>2</sup> 0,08 - 0,6 mm<sup>2</sup><br/>- AWG 28 - 20</p> | <p>Material: Copper alloy</p> <p>Finish:<br/>- gold plated</p> <p>Contact resistance: ≤ 15 mΩ</p> <p>Crimp terminal :<br/>- mm<sup>2</sup> 0,08 - 0,6 mm<sup>2</sup><br/>- AWG 28 - 20</p> | <p>Stiftkontakt vergoldet<br/>Pin contact gold plated</p> <p>Bandkontakt/Stift vergoldet<br/>Reel contact/pin gold plated</p> <p>Buchsenkontakt vergoldet<br/>Socket contact gold plated</p> <p>Bandkontakt/Buchse vergoldet<br/>Reel contact/socket gold plated</p> | <p>1-66507-0 0,08 – 0,2</p> <p>1-66506-0 0,2 – 0,6</p> <p>66507-4 0,08 – 0,2</p> <p>66506-4 0,2 – 0,6</p> <p>1-66505-0 0,08 – 0,2</p> <p>1-66504-0 0,2 – 0,6</p> <p>66505-4 0,08 – 0,2</p> <p>66504-4 0,2 – 0,6</p> |


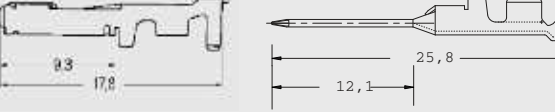
**Werkzeuge für Crimptechnik S20DF Serie/Crimping tools S20DF series**

| Bezeichnung<br>Description          | Bestelltext<br>Designation         | Bestell-Nr.<br>Order No. | Querschnitt mm <sup>2</sup><br>Cross section mm <sup>2</sup> |
|-------------------------------------|------------------------------------|--------------------------|--|
| <p>Crimpzange<br/>Crimping tool</p> | Certi-Crimp<br>Reel-Fed Certi Lok* | 169424-1                 |  |
| Ausdrückwerkzeug /Extraction tool   | S20DF                              | 91285-1                  | alle Querschnitte<br>all cross sections                      |
| Eindrückwerkzeug/Insertion tool     | S20DF                              | 726363-1                 |  |
| *für Bandkontakte/lor reel contacts |                                    |                          |  |

**Crimpkontakte Dynamic 2800 Serie/Crimp contacts Dynamic 2800 series 5A**

| Bezeichnung<br>Description   | Bestelltext<br>Designation  | Bestell-Nr.<br>Order No. | Maße mm <sup>2</sup><br>Dimensions mm <sup>2</sup> | Werkzeug<br>Tool                       |
|--|---|--------------------------|--|--|
|   | Stiftkontakt vergoldet<br>Top contact gold plated   | 1318112-1<br>1318111-1   | 0,08 – 0,2 (S)<br>0,3 – 0,85 (M)                   | 91576-1<br>91595-1                     |
|  | Bandkontakt/Stift vergoldet<br>Strip form<br>Top contact gold plated  | 1318110-1<br>1318109-1   | 0,08 – 0,2 (S)<br>0,3 – 0,85 (M)                   | (Applicator)<br>1385232-2<br>1385231-2 |
|   | Buchsenkontakt vergoldet<br>Receptable contact gold plated  | 1318108-1<br>1318107-1   | 0,08 – 0,2 (S)<br>0,3 – 0,85 (M)                   | 91596-1<br>91595-1                     |
|  | Bandkontakt/Buchse vergoldet<br>Strip form<br>Receptable contact gold plated  | 1318106-1<br>1318105-1   | 0,08 – 0,2 (S)<br>0,3 – 0,85 (M)                   | (Applicator)<br>1385232-2<br>1385231-2 |
| <p>Werkstoff: Kupferlegierung<br/>Oberfläche:<br/>- vergoldet<br/>Durchgangswiderstand: ≤ 3 mΩ<br/>Crimpanschluss:<br/>- mm<sup>2</sup> 0,08 - 0,85 mm<sup>2</sup><br/>- AWG 28 - 18</p> | <p>Material: Copper alloy<br/>Finish:<br/>- gold plated<br/>Contact resistance: ≤ 3 mΩ<br/>Crimp terminal :<br/>- mm<sup>2</sup> 0,08 - 0,85 mm<sup>2</sup><br/>- AWG 28 - 18</p> |                          |  |  |

**Crimpkontakte Dynamic 3800 Serie/Crimp contacts Dynamic 3800 series 8A**

| Bezeichnung<br>Description  | Bestelltext<br>Designation   | Bestell-Nr.<br>Order No.                     | Maße mm <sup>2</sup><br>Dimensions mm <sup>2</sup>                   | Werkzeug<br>Tool  |
|---|--|--|--|---|
|    | Stiftkontakt vergoldet<br>Top contact gold plated  | 175287-2<br>175288-2<br>175289-2<br>987512-2 | 0,06 – 0,2 (S)<br>0,2 – 0,5 (M)<br>0,5 – 1,25 (L)<br>1,25 – 2,2 (2L) | 91565-1<br>91559-1<br>91558-1<br>91560-1                        |
|   | Bandkontakt/Stift vergoldet<br>Strip form<br>Top contact gold plated   | 175284-2<br>175285-2<br>175286-2<br>917485-2 | 0,06 – 0,2 (S)<br>0,2 – 0,5 (M)<br>0,5 – 1,25 (L)<br>1,25 – 2,2 (2L) | (Applicator)<br>1276659-1<br>937472-1<br>1385001-2<br>1276662-1 |
|    | Buchsenkontakt vergoldet<br>Receptable contact gold plated   | 175216-2<br>175217-2<br>175218-2<br>917511-2 | 0,06 – 0,2 (S)<br>0,2 – 0,5 (M)<br>0,5 – 1,25 (L)<br>1,25 – 2,2 (2L) | 91565-1<br>91559-1<br>91558-1<br>91560-1                        |
|   | Bandkontakt/Buchse vergoldet<br>Strip form<br>Receptable contact gold plated   | 175194-2<br>175195-2<br>175196-2<br>917484-2 | 0,06 – 0,2 (S)<br>0,2 – 0,5 (M)<br>0,5 – 1,25 (L)<br>1,25 – 2,2 (2L) | (Applicator)<br>1276659-1<br>937472-1<br>1385001-2<br>1276662-1 |
| <p>Werkstoff: Kupferlegierung<br/>Oberfläche:<br/>- vergoldet<br/>Durchgangswiderstand: ≤ 3 mΩ<br/>Crimpanschluss:<br/>- mm<sup>2</sup> 0,06 - 2,2 mm<sup>2</sup><br/>- AWG 28 - 14</p> | <p>Material: Copper alloy<br/>Finish:<br/>- gold plated<br/>Contact resistance: ≤ 3 mΩ<br/>Crimp terminal :<br/>- mm<sup>2</sup> 0,06 - 2,2 mm<sup>2</sup><br/>- AWG 28 - 14</p> |  |  |   |

**Crimpkontakte HN.D Serie/Crimp contacts HN.D series**

**10A**

| Bezeichnung<br>Description  | Bestelltext<br>Designation                                | Bestell-Nr.<br>Order No.  | Maße mm <sup>2</sup><br>Dimensions mm <sup>2</sup> |   |                             |      |   |                     |      |   |                          |      |   |                     |      |   |                     |      |  |  |  |
|---|---|---|--|---|-----------------------------|------|---|---------------------|------|---|--------------------------|------|---|---------------------|------|---|---------------------|------|--|--|--|
| <p>Stiftkontakt/Pin contact</p> <p>Buchsenkontakt/Socket contact</p>  | Stiftkontakt versilbert<br>Pin contact silver plated      | 1-1105050-1<br>2-1105050-1<br>3-1105050-1<br>4-1105050-1<br>5-1105050-1 | 0,14-0,37<br>0,5<br>0,75-1,0<br>1,5<br>2,5         |   |                             |      |   |                     |      |   |                          |      |   |                     |      |   |                     |      |  |  |  |
|   | Stiftkontakt vergoldet<br>Pin contact gold plated         | 1-1105050-2<br>2-1105050-2<br>3-1105050-2<br>4-1105050-2<br>5-1105050-2 | 0,14-0,37<br>0,5<br>0,75-1,0<br>1,5<br>2,5         |   |                             |      |   |                     |      |   |                          |      |   |                     |      |   |                     |      |  |  |  |
| <p>Werkstoff: Kupferlegierung<br/>Oberfläche:<br/>- hartversilbert<br/>- hartvergoldet<br/>Durchgangswiderstand: ≤ 3 mΩ<br/>Crimpanschluss:<br/>- mm<sup>2</sup> 0,14 - 2,5 mm<sup>2</sup><br/>- AWG 26 - 14</p> <p>Material: Copper alloy<br/>Finish:<br/>- hard silver<br/>- hard gold<br/>Contact resistance: ≤ 3 mΩ<br/>Crimp terminal:<br/>- mm<sup>2</sup> 0,14 - 2,5 mm<sup>2</sup><br/>- AWG 26 - 14</p>  | Buchsenkontakt versilbert<br>Socket contact silver plated | 1-1105051-1<br>2-1105051-1<br>3-1105051-1<br>4-1105051-1<br>5-1105051-1 | 0,14-0,37<br>0,5<br>0,75-1,0<br>1,5<br>2,5         |   |                             |      |   |                     |      |   |                          |      |   |                     |      |   |                     |      |  |  |  |
|   | Buchsenkontaktvergoldet<br>Socket contact gold plated     | 1-1105051-2<br>2-1105051-2<br>3-1105051-2<br>4-1105051-2<br>5-1105051-2 | 0,14-0,37<br>0,5<br>0,75-1,0<br>1,5<br>2,5         |   |                             |      |   |                     |      |   |                          |      |   |                     |      |   |                     |      |  |  |  |
| <p>HN.D – Gedrehte Crimpkontakte/Screw machined crimp contacts<br/>Querschnittskennzeichnung/Designation of cross section</p> <table border="1"> <thead> <tr> <th>Kennzeichnung<br/>Designation</th> <th>Leiterquerschnitt<br/>Wire cross section</th> <th>Abisolierlänge der Litze<br/>Stripping length</th> </tr> </thead> <tbody> <tr> <td>1</td> <td>0,14 - 0,37 mm<sup>2</sup></td> <td>8 mm</td> </tr> <tr> <td>2</td> <td>0,5 mm<sup>2</sup></td> <td>8 mm</td> </tr> <tr> <td>3</td> <td>0,75 - 1 mm<sup>2</sup></td> <td>8 mm</td> </tr> <tr> <td>4</td> <td>1,5 mm<sup>2</sup></td> <td>8 mm</td> </tr> <tr> <td>5</td> <td>2,5 mm<sup>2</sup></td> <td>6 mm</td> </tr> </tbody> </table> | Kennzeichnung<br>Designation                              | Leiterquerschnitt<br>Wire cross section                                 | Abisolierlänge der Litze<br>Stripping length       | 1 | 0,14 - 0,37 mm <sup>2</sup> | 8 mm | 2 | 0,5 mm <sup>2</sup> | 8 mm | 3 | 0,75 - 1 mm <sup>2</sup> | 8 mm | 4 | 1,5 mm <sup>2</sup> | 8 mm | 5 | 2,5 mm <sup>2</sup> | 6 mm |  |  |  |
| Kennzeichnung<br>Designation  | Leiterquerschnitt<br>Wire cross section                   | Abisolierlänge der Litze<br>Stripping length                            |  |   |                             |      |   |                     |      |   |                          |      |   |                     |      |   |                     |      |  |  |  |
| 1   | 0,14 - 0,37 mm <sup>2</sup>                               | 8 mm  |  |   |                             |      |   |                     |      |   |                          |      |   |                     |      |   |                     |      |  |  |  |
| 2   | 0,5 mm <sup>2</sup>                                       | 8 mm  |  |   |                             |      |   |                     |      |   |                          |      |   |                     |      |   |                     |      |  |  |  |
| 3   | 0,75 - 1 mm <sup>2</sup>                                  | 8 mm  |  |   |                             |      |   |                     |      |   |                          |      |   |                     |      |   |                     |      |  |  |  |
| 4   | 1,5 mm <sup>2</sup>                                       | 8 mm  |  |   |                             |      |   |                     |      |   |                          |      |   |                     |      |   |                     |      |  |  |  |
| 5   | 2,5 mm <sup>2</sup>                                       | 6 mm  |  |   |                             |      |   |                     |      |   |                          |      |   |                     |      |   |                     |      |  |  |  |

**Werkzeuge für Crimptechnik HN.D Serie/Crimping tools HN.D series**

| Bezeichnung<br>Description   | Bestelltext<br>Designation    | Bestell-Nr.<br>Order No. | Querschnitt mm <sup>2</sup><br>Cross section mm <sup>2</sup> |
|--|-------------------------------|--------------------------|--|
| <p>Crimpzange ohne Locator und Matrize<br/>Crimping tool without locator and die</p>         | RSZ.BAS                       | 1-1105850-8              |  |
| <p>Crimpzange mit Locator und Matrize<br/>Crimping tool with locator and die</p>             | RSZ.HE-HN.D-HVT               | 1-1105851-8              |  |
| <p>Locator und Matrize 0,14 – 4mm<sup>2</sup><br/>Locator and die 0,14 – 4mm<sup>2</sup></p> | RSZ.LC 0,14-4 mm <sup>2</sup> | 1-1105852-8              | 0,14-4mm <sup>2</sup>  |
| <p>Crimpzange ohne Locator<br/>Crimping tool without locator</p>                             | Daniels Tool AF8              | 601967-1                 |  |
| <p>Locator hierzu<br/>Locator for the tool</p>   | Turnet                        | 523168-5                 |  |
| <p>Ausdrückwerkzeug HN.D/Extraction tool HN.D</p>  | AWZG-HN.D-RSZ                 | 0-1102855-2              | alle Querschnitte<br>all cross sections                      |
| <p>Eindrückwerkzeug/Insertion tool</p>   | EWZG-RSZ                      | 0-1102855-6              |  |

**Crimpkontakte HD.M Serie/Crimp contacts HD.M series**

**10A**

| Bezeichnung<br>Description  | Bestelltext<br>Designation | Bestell-Nr.<br>Order No. | Maße mm <sup>2</sup><br>Dimensions mm <sup>2</sup> |                    |                           |                         |   |                            |        |   |                           |        |   |                           |        |   |                           |        |  |  |  |
|---|----------------------------|--------------------------|--|--------------------|---------------------------|-------------------------|---|----------------------------|--------|---|---------------------------|--------|---|---------------------------|--------|---|---------------------------|--------|--|--|--|
| <p>Stiftkontakt/<i>Pin contact</i>      Buchsenkontakt/<i>Socket contact</i></p> <p> <br/> </p> <p>                     Werkstoff: Kupferlegierung      <i>Material: Copper alloy</i><br/>                     Oberfläche:<br/>                     - verzinkt                              <i>Finish:</i><br/>                     - hartvergoldet                      <i>- tin plated</i><br/>                     Durchgangswiderstand: ≤ 3 mΩ      <i>- hard gold</i><br/>                     Crimpanschluss:<br/>                     - mm<sup>2</sup> 0,14 - 2,5 mm<sup>2</sup>              <i>Contact resistance: ≤ 3 mΩ</i><br/>                     - AWG 26 - 14                          <i>Crimp terminal :</i><br/>                         <i>- mm<sup>2</sup> 0,14 - 2,5 mm<sup>2</sup></i><br/>                         <i>- AWG 26 - 14</i> </p> <p>                     HD.M – Gestanzte Crimpkontakte/<i>Stamped machined crimp contacts</i><br/>                     Querschnittskennzeichnung/<i>Designation of cross section</i> </p> <table border="1"> <thead> <tr> <th>Kennzeichnung</th> <th>Leiterquerschnitt</th> <th>Abisolierlänge der Litze</th> </tr> <tr> <th><i>Designation</i></th> <th><i>Wire cross section</i></th> <th><i>Stripping length</i></th> </tr> </thead> <tbody> <tr> <td>1</td> <td>0,2 - 0,56 mm<sup>2</sup></td> <td>3,5 mm</td> </tr> <tr> <td>2</td> <td>0,5 - 1,5 mm<sup>2</sup></td> <td>3,5 mm</td> </tr> <tr> <td>3</td> <td>0,8 - 1,5 mm<sup>2</sup></td> <td>3,5 mm</td> </tr> <tr> <td>4</td> <td>1,5 - 2,5 mm<sup>2</sup></td> <td>3,5 mm</td> </tr> </tbody> </table> <p>                     Verpackungseinheiten/<i>Packing unit</i><br/>                     Kontakte am Band/<i>Contacts on reel</i>: A= 5.000 Stück/<i>Pieces</i>, B= 4.000 Stück/<i>Pieces</i> </p> | Kennzeichnung              | Leiterquerschnitt        | Abisolierlänge der Litze                           | <i>Designation</i> | <i>Wire cross section</i> | <i>Stripping length</i> | 1 | 0,2 - 0,56 mm <sup>2</sup> | 3,5 mm | 2 | 0,5 - 1,5 mm <sup>2</sup> | 3,5 mm | 3 | 0,8 - 1,5 mm <sup>2</sup> | 3,5 mm | 4 | 1,5 - 2,5 mm <sup>2</sup> | 3,5 mm | Stiftkontakt verzinkt<br><i>Pin contact tin plated</i><br>Bandkontakt/Stift verzinkt<br><i>Reel contact/pin tin plated</i><br>Stiftkontakt vergoldet<br><i>Pin contact gold plated</i><br>Bandkontakt/Stift vergoldet<br><i>Reel contact/pin gold plated</i><br>Buchsenkontakt verzinkt<br><i>Socket contact tin plated</i><br>Buchsenkontakt vergoldet<br><i>Socket contact gold plated</i><br>Bandkontakt/Buchse vergoldet<br><i>Reel contact/socket gold plated</i> | 1-1105000-3<br>2-1105000-3<br>4-1105000-3<br>0-0164161-9<br>0-0166824-2<br>1-1105000-2<br>3-1105000-2<br>0-0164160-4<br>0-0164161-4<br>1-1105001-3<br>2-1105001-3<br>4-1105001-3<br>1-1105001-2<br>3-1105001-2<br>1-0163087-1<br>0-0163083-7 | 0,3 – 0,56<br>0,5 – 1,5<br>1,5 – 2,5<br>0,5 – 1,5<br>1,5 – 2,5<br>0,3 – 0,56<br>0,8 – 1,5<br>0,3 – 0,56<br>0,8 – 1,5<br>0,3 – 0,56<br>0,8 – 1,5<br>0,3 – 0,56<br>0,8 – 1,5 |
|   | Kennzeichnung              | Leiterquerschnitt        | Abisolierlänge der Litze                           |                    |                           |                         |   |                            |        |   |                           |        |   |                           |        |   |                           |        |  |  |  |
| <i>Designation</i>  | <i>Wire cross section</i>  | <i>Stripping length</i>  |  |                    |                           |                         |   |                            |        |   |                           |        |   |                           |        |   |                           |        |  |  |  |
| 1   | 0,2 - 0,56 mm <sup>2</sup> | 3,5 mm                   |  |                    |                           |                         |   |                            |        |   |                           |        |   |                           |        |   |                           |        |  |  |  |
| 2   | 0,5 - 1,5 mm <sup>2</sup>  | 3,5 mm                   |  |                    |                           |                         |   |                            |        |   |                           |        |   |                           |        |   |                           |        |  |  |  |
| 3   | 0,8 - 1,5 mm <sup>2</sup>  | 3,5 mm                   |  |                    |                           |                         |   |                            |        |   |                           |        |   |                           |        |   |                           |        |  |  |  |
| 4   | 1,5 - 2,5 mm <sup>2</sup>  | 3,5 mm                   |  |                    |                           |                         |   |                            |        |   |                           |        |   |                           |        |   |                           |        |  |  |  |

**Werkzeuge für Crimptechnik HD.M Serie/Crimping tools HD.M series**

| Bezeichnung<br>Description  | Bestelltext<br>Designation | Bestell-Nr.<br>Order No. | Querschnitt mm <sup>2</sup><br>Cross section mm <sup>2</sup>        |
|---|----------------------------|--------------------------|---|
| Crimpzange ohne Locator und Matrize<br><i>Crimping tool without locator and die</i> | RSZ.BAS                    | 539635-1                 |   |
| Locator und Matrize<br><i>Locator and die</i>                                       | ERGO-DIE XII               | 539742-2                 | 0,2-2,5mm <sup>2</sup><br>für Kontakte PN<br><i>for contacts PN</i> |
| Ausdrückwerkzeug HD.M/ <i>Extraction tool HD.M</i>                                  | AWZG-HD.M-RSZ              | 0-1102855-1              | alle Querschnitte<br><i>all cross sections</i>                      |
| Eindrückwerkzeug/ <i>Insertion tool</i>   | EWZG-RSZ                   | 0-1102855-6              | unter 0,75mm <sup>2</sup><br><i>below 0,75mm<sup>2</sup></i>        |

**Crimpkontakte HGQ10 Serie/Crimp contacts HGQ10 series** **20A**

| Bezeichnung<br>Description  | Bestelltext<br>Designation   | Bestell-Nr.<br>Order No.                     | Maße mm <sup>2</sup><br>Dimensions mm <sup>2</sup> | Werkzeug<br>Tool                             |
|---|--|--|--|--|
| <p>Buchsenkontakt/Socket contact      Stiftkontakt/Pin contact</p> <p>Werkstoff: Kupferlegierung      <i>Material: Copper alloy</i><br/>                 Oberfläche: - verzinkt      <i>Finish: - tin plated</i><br/>                 Durchgangswiderstand: ≤ 3 mΩ      <i>Contact resistance: ≤ 3 mΩ</i><br/>                 Crimpanschluss:      <i>Crimp terminal:</i><br/>                 - mm<sup>2</sup> 0,2 - 4,0 mm<sup>2</sup>      - mm<sup>2</sup> 0,2 - 4,0 mm<sup>2</sup><br/>                 - AWG 24 - 12      - AWG 24 - 12</p> <p>Andere Oberflächen und Werkstoffe auf Anfrage<br/> <i>Other finishes and Materials on request</i></p> <p>Product Spec.: 108-18027      Appl. Spec.: 114-18018</p> | Stiftkontakt verzinkt<br><i>Pin contact tin plated</i>               | 962966-1<br>962967-1<br>962968-1<br>962969-1 | 0,2 – 0,4<br>0,5 – 1,0<br>1,0 – 2,5<br>2,5 – 4,0   | 734285-1<br>734285-1<br>734285-2<br>734285-3 |
|   | Bandkontakt/Stift verzinkt<br><i>Reel contact/pin tin plated</i>     | 929962-1<br>929963-1<br>929964-1<br>929965-1 | 0,2 – 0,4<br>0,5 – 1,0<br>1,0 – 2,5<br>2,5 – 4,0   | 734285-1<br>734285-1<br>734285-2<br>734285-3 |
|   | Buchsenkontakt verzinkt<br><i>Socket contact tin plated</i>          | 962976-1<br>962977-1<br>962978-1<br>962979-1 | 0,2 – 0,4<br>0,5 – 1,0<br>1,0 – 2,5<br>2,5 – 4,0   | 734285-1<br>734285-1<br>734285-2<br>734285-3 |
|   | Bandkontakt/Buchse verzinkt<br><i>Reel contact/socket tin plated</i> | 929969-1<br>929970-1<br>929971-1<br>929972-1 | 0,2 – 0,4<br>0,5 – 1,0<br>1,0 – 2,5<br>2,5 – 4,0   | 734285-1<br>734285-1<br>734285-2<br>734285-3 |

**Werkzeuge für Crimptechnik HGQ10 Serie/Crimping tools HGQ10 series**

| Bezeichnung<br>Description   | Bestelltext<br>Designation   | Bestell-Nr.<br>Order No. | Querschnitt mm <sup>2</sup><br>Cross section mm <sup>2</sup> |
|--|--|--------------------------|--|
| Ausdrückwerkzeug /Extraction tool  | Extraction tool  | 1-1579007-8              |  |
| Crimpzange mit Locator<br><i>Crimping tool with locator</i>                    | Handtool 734285-11,5 mm <sup>2</sup><br>734285-22,5 mm <sup>2</sup><br>734285-34,0 mm <sup>2</sup> |                          |  |
| Halb-/Vollautomat auf Anfrage<br><i>Bench and Automatic tooling on request</i> | Safety Press SSC-2FP   | 1481004-7                |  |
|  | Ergo Die Adapter   | 1579000-7                |  |

**Crimpkontakte HE/HA Serie/Crimp contacts HE/HA series**

**16A**

| Bezeichnung<br>Description   | Bestelltext<br>Designation                             | Bestell-Nr.<br>Order No.   | Maße mm <sup>2</sup><br>Dimensions mm <sup>2</sup>  |                    |                             |        |                       |                     |        |                  |                          |        |                    |                     |        |                    |                     |        |                       |                     |        |   |  |  |
|--|--|--|---|--------------------|-----------------------------|--------|-----------------------|---------------------|--------|------------------|--------------------------|--------|--------------------|---------------------|--------|--------------------|---------------------|--------|-----------------------|---------------------|--------|---|--|--|
| <p>Stiftkontakt/Pin contact</p> <p>Buchsenkontakt/Socket contact</p> <p>Werkstoff: Kupferlegierung<br/>Oberfläche:<br/>- hartversilbert<br/>- hartvergoldet<br/>Durchgangswiderstand: ≤ 1 mΩ<br/>Crimpanschluss:<br/>- mm<sup>2</sup> 0,5 - 4,0 mm<sup>2</sup><br/>- AWG 20 - 12</p> <p>Material: Copper alloy<br/>Finish:<br/>- hard silver<br/>- hard gold<br/>Contact resistance: ≤ 1 mΩ<br/>Crimp terminal :<br/>- mm<sup>2</sup> 0,5 - 4,0 mm<sup>2</sup><br/>- AWG 20 - 12</p>   | Stiftkontakt versilbert<br>Pin contact silver plated   | 6-1105100-1<br>1-1105100-1<br>2-1105100-1<br>3-1105100-1<br>4-1105100-1<br>5-1105100-1 | 0,14<br>0,5<br>0,75 - 1<br>1,5<br>2,5<br>4,0        |                    |                             |        |                       |                     |        |                  |                          |        |                    |                     |        |                    |                     |        |                       |                     |        |   |  |  |
|  | Stiftkontakt vergoldet<br>Pin contact gold plated      | 6-1105100-2<br>1-1105100-2<br>2-1105100-2<br>3-1105100-2<br>4-1105100-2<br>5-1105100-2 | 0,14 - 0,34<br>0,5<br>0,75 - 1<br>1,5<br>2,5<br>4,0 |                    |                             |        |                       |                     |        |                  |                          |        |                    |                     |        |                    |                     |        |                       |                     |        |   |  |  |
| <p>HE/HA – Gedrehte Crimpkontakte/Screw machined crimp contacts<br/>Querschnittskennzeichnung/Designation of cross section</p> <table border="1"> <thead> <tr> <th>Kennzeichnung<br/>Designation</th> <th>Leiterquerschnitt<br/>Wire cross section</th> <th>Abisolierlänge der Litze<br/>Stripping length</th> </tr> </thead> <tbody> <tr> <td>3 Rillen/3 grooves</td> <td>0,14 - 0,34 mm<sup>2</sup></td> <td>7,5 mm</td> </tr> <tr> <td>keine Rille/no groove</td> <td>0,5 mm<sup>2</sup></td> <td>7,5 mm</td> </tr> <tr> <td>1 Rille/1 groove</td> <td>0,75 - 1 mm<sup>2</sup></td> <td>7,5 mm</td> </tr> <tr> <td>2 Rillen/2 grooves</td> <td>1,5 mm<sup>2</sup></td> <td>7,5 mm</td> </tr> <tr> <td>3 Rillen/3 grooves</td> <td>2,5 mm<sup>2</sup></td> <td>7,5 mm</td> </tr> <tr> <td>keine Rille/no groove</td> <td>4,0 mm<sup>2</sup></td> <td>7,5 mm</td> </tr> </tbody> </table> | Kennzeichnung<br>Designation                           | Leiterquerschnitt<br>Wire cross section  | Abisolierlänge der Litze<br>Stripping length        | 3 Rillen/3 grooves | 0,14 - 0,34 mm <sup>2</sup> | 7,5 mm | keine Rille/no groove | 0,5 mm <sup>2</sup> | 7,5 mm | 1 Rille/1 groove | 0,75 - 1 mm <sup>2</sup> | 7,5 mm | 2 Rillen/2 grooves | 1,5 mm <sup>2</sup> | 7,5 mm | 3 Rillen/3 grooves | 2,5 mm <sup>2</sup> | 7,5 mm | keine Rille/no groove | 4,0 mm <sup>2</sup> | 7,5 mm | Buchsenkontakt versilbert<br>Socket contact silver plated | 6-1105101-1<br>1-1105101-1<br>2-1105101-1<br>3-1105101-1<br>4-1105101-1<br>5-1105101-1 | 0,14<br>0,5<br>0,75 - 1<br>1,5<br>2,5<br>4,0 |
|  | Kennzeichnung<br>Designation                           | Leiterquerschnitt<br>Wire cross section  | Abisolierlänge der Litze<br>Stripping length        |                    |                             |        |                       |                     |        |                  |                          |        |                    |                     |        |                    |                     |        |                       |                     |        |   |  |  |
| 3 Rillen/3 grooves   | 0,14 - 0,34 mm <sup>2</sup>                            | 7,5 mm   |   |                    |                             |        |                       |                     |        |                  |                          |        |                    |                     |        |                    |                     |        |                       |                     |        |   |  |  |
| keine Rille/no groove  | 0,5 mm <sup>2</sup>                                    | 7,5 mm   |   |                    |                             |        |                       |                     |        |                  |                          |        |                    |                     |        |                    |                     |        |                       |                     |        |   |  |  |
| 1 Rille/1 groove   | 0,75 - 1 mm <sup>2</sup>                               | 7,5 mm   |   |                    |                             |        |                       |                     |        |                  |                          |        |                    |                     |        |                    |                     |        |                       |                     |        |   |  |  |
| 2 Rillen/2 grooves   | 1,5 mm <sup>2</sup>                                    | 7,5 mm   |   |                    |                             |        |                       |                     |        |                  |                          |        |                    |                     |        |                    |                     |        |                       |                     |        |   |  |  |
| 3 Rillen/3 grooves   | 2,5 mm <sup>2</sup>                                    | 7,5 mm   |   |                    |                             |        |                       |                     |        |                  |                          |        |                    |                     |        |                    |                     |        |                       |                     |        |   |  |  |
| keine Rille/no groove  | 4,0 mm <sup>2</sup>                                    | 7,5 mm   |   |                    |                             |        |                       |                     |        |                  |                          |        |                    |                     |        |                    |                     |        |                       |                     |        |   |  |  |
|  | Buchsenkontakt vergoldet<br>Socket contact gold plated | 6-1105101-2<br>1-1105101-2<br>2-1105101-2<br>3-1105101-2<br>4-1105101-2<br>5-1105101-2 | 0,14 - 0,34<br>0,5<br>0,75 - 1<br>1,5<br>2,5<br>4,0 |                    |                             |        |                       |                     |        |                  |                          |        |                    |                     |        |                    |                     |        |                       |                     |        |   |  |  |

**Werkzeuge für Crimptechnik HE/HA Serie/Crimping tools HE/HA series**

| Bezeichnung<br>Description   | Bestelltext<br>Designation    | Bestell-Nr.<br>Order No. | Querschnitt mm <sup>2</sup><br>Cross section mm <sup>2</sup> |
|--|-------------------------------|--------------------------|--|
| Crimpzange ohne Locator und Matrize<br>Crimping tool without locator and die           | RSZ.BAS                       | 1-1105850-8              |  |
| Crimpzange mit Locator und Matrize<br>Crimping tool with locator and die               | RSZ.HE-HN.D-HVT               | 1-1105851-8              |  |
| Locator und Matrize 0,14 – 4mm <sup>2</sup><br>Locator and die 0,14 – 4mm <sup>2</sup> | RSZ.LC 0,14-4 mm <sup>2</sup> | 1-1105852-8              | 0,14-4mm <sup>2</sup>  |
| Crimpzange ohne Locator<br>Crimping tool without locator                               | Daniels Tool AFS              | 601967-1                 |  |
| Locator hierzu<br>Locator for the tool   | Turnet                        | 523168-6                 | 0,14-4mm <sup>2</sup>  |
| Ausdrückwerkzeug HE/Extraction tool HE   | AWZG-RSZ                      | 0-1102855-7              | alle Querschnitte<br>all cross sections                      |
| Eindrückwerkzeug/Insertion tool  | EWZG-RSZ                      | 0-1102855-6              |  |

**Crimpkontakte HVT Serie/Crimp contacts HVT series**

**16A**

| Bezeichnung<br>Description  | Bestelltext<br>Designation                                | Bestell-Nr.<br>Order No.   | Maße mm <sup>2</sup><br>Dimensions mm <sup>2</sup>   |                              |   |  |   |                            |      |   |                     |      |   |                          |      |   |                     |      |   |                     |      |   |                     |      |
|---|---|--|--|------------------------------|---|--|---|----------------------------|------|---|---------------------|------|---|--------------------------|------|---|---------------------|------|---|---------------------|------|---|---------------------|------|
| <p>Stiftkontakt/ Pin contact</p> <p>Buchsenkontakt/ Socket contact</p>  | Stiftkontakt versilbert<br>Pin contact silver plated      | 6-1105300-1<br>1-1105300-1<br>2-1105300-1<br>3-1105300-1<br>4-1105300-1<br>5-1105300-1 | 0,13 - 0,4<br>0,5<br>0,75 - 1,0<br>1,5<br>2,5<br>4,0 |                              |   |  |   |                            |      |   |                     |      |   |                          |      |   |                     |      |   |                     |      |   |                     |      |
|   | Stiftkontakt vergoldet<br>Pin contact gold plated         | 6-1105300-2<br>1-1105300-2<br>2-1105300-2<br>3-1105300-2<br>4-1105300-2<br>5-1105300-2 | 0,13 - 0,4<br>0,5<br>0,75 - 1,0<br>1,5<br>2,5<br>4,0 |                              |   |  |   |                            |      |   |                     |      |   |                          |      |   |                     |      |   |                     |      |   |                     |      |
| <p>Werkstoff: Kupferlegierung<br/>Oberfläche:<br/>- hartversilbert<br/>- hartvergoldet<br/>Durchgangswiderstand: ≤ 3 mΩ<br/>Crimpanschluss:<br/>- mm<sup>2</sup> 0,13 - 4,0 mm<sup>2</sup><br/>- AWG 20 - 12</p> <p>Material: Copper alloy<br/>Finish:<br/>- hard silver<br/>- hard gold<br/>Contact resistance: ≤ 3 mΩ<br/>Crimp terminal :<br/>- mm<sup>2</sup> 0,13 - 4,0 mm<sup>2</sup><br/>- AWG 20 - 12</p>   | Buchsenkontakt versilbert<br>Socket contact silver plated | 6-1105301-1<br>1-1105301-1<br>2-1105301-1<br>3-1105301-1<br>4-1105301-1<br>5-1105301-1 | 0,13 - 0,4<br>0,5<br>0,75 - 1,0<br>1,5<br>2,5<br>4,0 |                              |   |  |   |                            |      |   |                     |      |   |                          |      |   |                     |      |   |                     |      |   |                     |      |
|   | Buchsenkontakt vergoldet<br>Socket contact gold plated    | 6-1105301-2<br>1-1105301-2<br>2-1105301-2<br>3-1105301-2<br>4-1105301-2<br>5-1105301-2 | 0,13 - 0,4<br>0,5<br>0,75 - 1,0<br>1,5<br>2,5<br>4,0 |                              |   |  |   |                            |      |   |                     |      |   |                          |      |   |                     |      |   |                     |      |   |                     |      |
| <p>HVT – Gedrehte Crimpkontakte/Screw machined crimp contacts<br/>Querschnittskennzeichnung/Designation of cross section</p> <table border="1"> <thead> <tr> <th>Kennzeichnung<br/>Designation</th> <th>Leiterquerschnitt<br/>Wire cross section</th> <th>Abisolierlänge der Litze<br/>Stripping length</th> </tr> </thead> <tbody> <tr> <td>1</td> <td>0,13 - 0,4 mm<sup>2</sup></td> <td>8 mm</td> </tr> <tr> <td>2</td> <td>0,5 mm<sup>2</sup></td> <td>8 mm</td> </tr> <tr> <td>3</td> <td>0,75 - 1 mm<sup>2</sup></td> <td>8 mm</td> </tr> <tr> <td>4</td> <td>1,5 mm<sup>2</sup></td> <td>8 mm</td> </tr> <tr> <td>5</td> <td>2,5 mm<sup>2</sup></td> <td>8 mm</td> </tr> <tr> <td>6</td> <td>4,0 mm<sup>2</sup></td> <td>8 mm</td> </tr> </tbody> </table> |   |  |  | Kennzeichnung<br>Designation | Leiterquerschnitt<br>Wire cross section | Abisolierlänge der Litze<br>Stripping length | 1 | 0,13 - 0,4 mm <sup>2</sup> | 8 mm | 2 | 0,5 mm <sup>2</sup> | 8 mm | 3 | 0,75 - 1 mm <sup>2</sup> | 8 mm | 4 | 1,5 mm <sup>2</sup> | 8 mm | 5 | 2,5 mm <sup>2</sup> | 8 mm | 6 | 4,0 mm <sup>2</sup> | 8 mm |
| Kennzeichnung<br>Designation  | Leiterquerschnitt<br>Wire cross section                   | Abisolierlänge der Litze<br>Stripping length   |  |                              |   |  |   |                            |      |   |                     |      |   |                          |      |   |                     |      |   |                     |      |   |                     |      |
| 1   | 0,13 - 0,4 mm <sup>2</sup>                                | 8 mm   |  |                              |   |  |   |                            |      |   |                     |      |   |                          |      |   |                     |      |   |                     |      |   |                     |      |
| 2   | 0,5 mm <sup>2</sup>                                       | 8 mm   |  |                              |   |  |   |                            |      |   |                     |      |   |                          |      |   |                     |      |   |                     |      |   |                     |      |
| 3   | 0,75 - 1 mm <sup>2</sup>                                  | 8 mm   |  |                              |   |  |   |                            |      |   |                     |      |   |                          |      |   |                     |      |   |                     |      |   |                     |      |
| 4   | 1,5 mm <sup>2</sup>                                       | 8 mm   |  |                              |   |  |   |                            |      |   |                     |      |   |                          |      |   |                     |      |   |                     |      |   |                     |      |
| 5   | 2,5 mm <sup>2</sup>                                       | 8 mm   |  |                              |   |  |   |                            |      |   |                     |      |   |                          |      |   |                     |      |   |                     |      |   |                     |      |
| 6   | 4,0 mm <sup>2</sup>                                       | 8 mm   |  |                              |   |  |   |                            |      |   |                     |      |   |                          |      |   |                     |      |   |                     |      |   |                     |      |

**Werkzeuge für Crimptechnik HVT Serie/Crimping tools HVT series**

| Bezeichnung<br>Description   | Bestelltext<br>Designation    | Bestell-Nr.<br>Order No. | Querschnitt mm <sup>2</sup><br>Cross section mm <sup>2</sup> |
|--|-------------------------------|--------------------------|--|
| <b>Crimpzange</b> ohne Locator und Matrize<br>Crimping tool without locator and die          | RSZ.BAS                       | 1-1105850-8              |  |
| <b>Crimpzange</b> mit Locator und Matrize<br>Crimping tool with locator and die              | RSZ.HE-HN.D-HVT               | 1-1105851-8              |  |
| <b>Locator und Matrize 0,14 – 4mm<sup>2</sup></b><br>Locator and die 0,14 – 4mm <sup>2</sup> | RSZ.LC 0,14-4 mm <sup>2</sup> | 1-1105852-8              | 0,14-4mm <sup>2</sup>  |
| <b>Crimpzange</b> ohne Locator<br>Crimping tool without locator                              | Daniels Tool AFS              | 601967-1                 |  |
| <b>Locator</b> hierzu<br>Locator for the tool  | Turnet                        | 523168-5                 | 0,14-4mm <sup>2</sup>  |
| <b>Ausdrückwerkzeug HE/Extraction tool HE</b>  | AWZG-RSZ                      | 0-1102855-3              | alle Querschnitte<br>all cross sections                      |
| <b>Eindrückwerkzeug/Insertion tool</b>   | EWZG-RSZ                      | 0-1102855-6              |  |



**Crimpkontakte HSK Serie/Crimp contacts HSK series**

**40A**

| Bezeichnung<br>Description  | Bestelltext<br>Designation   | Bestell-Nr.<br>Order No.                | Maße mm <sup>2</sup><br>Dimensions mm <sup>2</sup> |   |                     |         |   |                     |         |   |                   |         |   |                   |         |   |                    |         |   |  |  |
|---|------------------------------|---|--|---|---------------------|---------|---|---------------------|---------|---|-------------------|---------|---|-------------------|---------|---|--------------------|---------|---|--|--|
| <p>Stiftkontakt/<i>Pin contact</i></p> <p>Buchsenkontakt/<i>Socket contact</i></p> <p>Werkstoff: Kupferlegierung<br/>Oberfläche:<br/>- hartversilbert<br/>- hartvergoldet<br/>Durchgangswiderstand: ≤ 3 mΩ<br/>Crimpanschluss:<br/>- mm<sup>2</sup> 1,5 - 10,0 mm<sup>2</sup><br/>- AWG 16 - 8</p> <p>Material: <i>Copper alloy</i><br/>Finish:<br/>- hard silver<br/>- hard gold<br/>Contact resistance: ≤ 3 mΩ<br/>Crimp terminal :<br/>- mm<sup>2</sup> 1,5 - 10,0 mm<sup>2</sup><br/>- AWG 16 - 8</p> <p>HSK – Gedrehte Crimpkontakte/<i>Screw machined crimp contacts</i><br/>Querschnittskennzeichnung/<i>Designation of cross section</i></p> <table border="1"> <thead> <tr> <th>Kennzeichnung<br/>Designation</th> <th>Leiterquerschnitt<br/>Wire cross section</th> <th>Abisolierlänge der Litze<br/>Stripping length</th> </tr> </thead> <tbody> <tr><td>4</td><td>1,5 mm<sup>2</sup></td><td>11,5 mm</td></tr> <tr><td>5</td><td>2,5 mm<sup>2</sup></td><td>11,5 mm</td></tr> <tr><td>6</td><td>4 mm<sup>2</sup></td><td>11,5 mm</td></tr> <tr><td>7</td><td>6 mm<sup>2</sup></td><td>11,5 mm</td></tr> <tr><td>8</td><td>10 mm<sup>2</sup></td><td>11,5 mm</td></tr> </tbody> </table> | Kennzeichnung<br>Designation | Leiterquerschnitt<br>Wire cross section | Abisolierlänge der Litze<br>Stripping length       | 4 | 1,5 mm <sup>2</sup> | 11,5 mm | 5 | 2,5 mm <sup>2</sup> | 11,5 mm | 6 | 4 mm <sup>2</sup> | 11,5 mm | 7 | 6 mm <sup>2</sup> | 11,5 mm | 8 | 10 mm <sup>2</sup> | 11,5 mm | Stiftkontakt versilbert<br><i>Pin contact silver plated</i><br><br>1-1108757-1<br>2-1108757-1<br>3-1108757-1<br>4-1108757-1<br>5-1108757-1<br><br>auf Anfrage/<br><i>on request</i><br><br>Stiftkontakt vergoldet<br><i>Pin contact gold plated</i><br><br><br>auf Anfrage/<br><i>on request</i><br><br>Buchsenkontakt versilbert<br><i>Socket contact silver plated</i><br><br>1-1108756-1<br>2-1108756-1<br>3-1108756-1<br>4-1108756-1<br>5-1108756-1<br><br>Buchsenkontakt vergoldet<br><i>Socket contact gold plated</i><br><br><br>auf Anfrage/<br><i>on request</i> |  |  |
|   | Kennzeichnung<br>Designation | Leiterquerschnitt<br>Wire cross section | Abisolierlänge der Litze<br>Stripping length       |   |                     |         |   |                     |         |   |                   |         |   |                   |         |   |                    |         |   |  |  |
| 4   | 1,5 mm <sup>2</sup>          | 11,5 mm                                 |  |   |                     |         |   |                     |         |   |                   |         |   |                   |         |   |                    |         |   |  |  |
| 5   | 2,5 mm <sup>2</sup>          | 11,5 mm                                 |  |   |                     |         |   |                     |         |   |                   |         |   |                   |         |   |                    |         |   |  |  |
| 6   | 4 mm <sup>2</sup>            | 11,5 mm                                 |  |   |                     |         |   |                     |         |   |                   |         |   |                   |         |   |                    |         |   |  |  |
| 7   | 6 mm <sup>2</sup>            | 11,5 mm                                 |  |   |                     |         |   |                     |         |   |                   |         |   |                   |         |   |                    |         |   |  |  |
| 8   | 10 mm <sup>2</sup>           | 11,5 mm                                 |  |   |                     |         |   |                     |         |   |                   |         |   |                   |         |   |                    |         |   |  |  |

**Werkzeuge für Crimptechnik HSK Serie/Crimping tools HSK series**

| Bezeichnung<br>Description  | Bestelltext<br>Designation   | Bestell-Nr.<br>Order No.   | Querschnitt mm <sup>2</sup><br>Cross section mm <sup>2</sup> |
|---|--|----------------------------|--|
| Crimpzange ohne Locator und Matrize<br><i>Crimping tool without locator and die</i><br> | RSZ.BAS  | 1-1105850-8                |  |
| Matrize<br><i>die</i><br>   | HSK.RSZ.LC 0,75-2,5 mm <sup>2</sup><br>HSK.RSZ.LC 4-10 mm <sup>2</sup> | 0-1102789-1<br>0-1102790-1 |  |
| Crimpzange ohne Locator<br><i>Crimping tool without locator</i><br>                     | Daniels Tool AFS   | 601967-1                   |  |
| Locator hierzu<br><i>Locator for the tool</i><br>                                       | Turnet   | 523168-7                   | 1,5-10mm <sup>2</sup>  |
| Ausdrückwerkzeug HSK<br><i>Extraction tool HSK</i><br>                                  | AWZG-HSK-RSZ   | 0-1102855-8                | alle Querschnitte<br><i>all cross sections</i>               |
| Eindrückwerkzeug/ <i>Insertion tool</i><br>   | EWZG-RSZ   | 0-1102855-6                |  |

**Crimpkontakte HSM Serie/Crimp contacts HSM series**

**40A**

**Bezeichnung**  
*Description*

Stiftkontakt/ *Pin contact*  
Buchsenkontakt/ *Socket contact*

Werkstoff: Kupferlegierung  
Oberfläche:  
- hartversilbert  
- hartvergoldet  
Durchgangswiderstand:  $\leq 3 \text{ m}\Omega$   
Crimpanschluss:  
- mm<sup>2</sup> 0,75 - 10,0 mm<sup>2</sup>  
- AWG 20 - 6

*Material: Copper alloy*  
*Finish:*  
- *hard silver*  
- *hard gold*  
*Contact resistance:  $\leq 3 \text{ m}\Omega$*   
*Crimp terminal :*  
- mm<sup>2</sup> 0,75 - 10,0 mm<sup>2</sup>  
- AWG 20 - 6

**HSM – Gedrehte Crimpkontakte/Screw machined crimp contacts**  
*Querschnittskennzeichnung/Designation of cross section*

| Kennzeichnung<br><i>Designation</i> | Leiterquerschnitt<br><i>Wire cross section</i> | Abisolierlänge der Litze<br><i>Stripping length</i> |
|-------------------------------------|--|---|
| 3                                   | 0,75 mm <sup>2</sup>                           | 10 mm   |
| 4                                   | 1,5 mm <sup>2</sup>                            | 10 mm   |
| 5                                   | 2,5 mm <sup>2</sup>                            | 10 mm   |
| 6                                   | 4 mm <sup>2</sup>                              | 10 mm   |
| 7                                   | 6 mm <sup>2</sup>                              | 10 mm   |
| 8                                   | 10 mm <sup>2</sup>                             | 10 mm   |

| Bestelltext<br><i>Designation</i>                                | Bestell-Nr.<br><i>Order No.</i> | Maße mm <sup>2</sup><br><i>Dimensions mm<sup>2</sup></i> |
|--|---------------------------------|--|
| Stiftkontakt versilbert<br><i>Pin contact silver plated</i>      | 1-1105250-1                     | 0,75-1   |
|  | 2-1105250-1                     | 1,5  |
|  | 3-1105250-1                     | 2,5  |
|  | 4-1105250-1                     | 4  |
|  | 5-1105250-1                     | 6  |
|  | 6-1105250-1                     | 10   |
| Buchsenkontakt versilbert<br><i>Socket contact silver plated</i> | 1-1105251-1                     | 0,75-1   |
|  | 2-1105251-1                     | 1,5  |
|  | 3-1105251-1                     | 2,5  |
|  | 4-1105251-1                     | 4  |
|  | 5-1105251-1                     | 6  |
|  | 6-1105251-1                     | 10   |

**Werkzeuge für Crimptechnik HSM Serie/Crimping tools HSM series**

**Bezeichnung**  
*Description*

**Crimpzange** ohne Locator und Matrize  
*Crimping tool without locator and die*

**Matrize** für HSM-Kontakte  
*die for HSM-contacts*

**Ausdrückwerkzeug HSM**  
*Extraction tool HSM*

**Eindrückwerkzeug/Insertion tool**

| Bestelltext<br><i>Designation</i>                                      | Bestell-Nr.<br><i>Order No.</i> | Querschnitt mm <sup>2</sup><br><i>Cross section mm<sup>2</sup></i> |
|--|---------------------------------|--|
| RSZ.BAS  | 1-1105850-8                     |  |
| HSM.RSZ.LC 0,75-2,5 mm <sup>2</sup><br>HSM.RSZ.LC 4-10 mm <sup>2</sup> | 1-1105870-8                     |  |
|  | 2-1105870-8                     |  |
| AWZG-HSM-RSZ   | 0-1102855-4                     | alle Querschnitte<br><i>all cross sections</i>                     |
| EWZG-RSZ   | 0-1102855-6                     |  |

**Crimpkontakte HSS Serie/Crimp contacts HSS series**

**63A**




| Bezeichnung<br>Description   | Bestelltext<br>Designation                                | Bestell-Nr.<br>Order No.                  | Maße mm <sup>2</sup><br>Dimensions mm <sup>2</sup> |  |                     |       |  |                    |       |  |                    |       |  |   |                 |
|--|---|---|--|--|---------------------|-------|--|--------------------|-------|--|--------------------|-------|--|---|-----------------|
| <p>Stiftkontakt/Pin contact</p> <p>Buchsenkontakt/Socket contact</p> <p>Werkstoff: Kupferlegierung<br/>Oberfläche:<br/>- hartversilbert, 2,5 - 16 mm<sup>2</sup><br/>- hartvergoldet, 6 - 16 mm<sup>2</sup><br/>Durchgangswiderstand: ≤ 1 mΩ<br/>Crimpanschluss:<br/>- mm<sup>2</sup> 2,5 - 16 mm<sup>2</sup><br/>- AWG 14 - 4</p> <p>Material: Copper alloy<br/>Finish:<br/>- hard silver, 2,5 - 16 mm<sup>2</sup><br/>- hard gold, 6 - 16 mm<sup>2</sup><br/>Contact resistance: ≤ 1 mΩ<br/>Crimp terminal :<br/>- mm<sup>2</sup> 2,5 - 16 mm<sup>2</sup><br/>- AWG 14 - 4</p> <p>HSS – Gedrehte Crimpkontakte/Screw machined crimp contacts<br/>Querschnittskennzeichnung/Designation of cross section</p> <table border="1"> <thead> <tr> <th>Kennzeichnung<br/>Designation</th> <th>Leiterquerschnitt<br/>Wire cross section</th> <th>Abisolierlänge der Litze<br/>Stripping length</th> </tr> </thead> <tbody> <tr> <td></td> <td>6,0 mm<sup>2</sup></td> <td>12 mm</td> </tr> <tr> <td></td> <td>10 mm<sup>2</sup></td> <td>12 mm</td> </tr> <tr> <td></td> <td>16 mm<sup>2</sup></td> <td>12 mm</td> </tr> </tbody> </table> | Kennzeichnung<br>Designation                              | Leiterquerschnitt<br>Wire cross section   | Abisolierlänge der Litze<br>Stripping length       |  | 6,0 mm <sup>2</sup> | 12 mm |  | 10 mm <sup>2</sup> | 12 mm |  | 16 mm <sup>2</sup> | 12 mm | Stiftkontakt versilbert<br>Pin contact silver plated | 3-1105150-1<br>4-1105150-1<br>5-1105150-1 | 6,0<br>10<br>16 |
|  | Kennzeichnung<br>Designation                              | Leiterquerschnitt<br>Wire cross section   | Abisolierlänge der Litze<br>Stripping length       |  |                     |       |  |                    |       |  |                    |       |  |   |                 |
|  | 6,0 mm <sup>2</sup>                                       | 12 mm                                     |  |  |                     |       |  |                    |       |  |                    |       |  |   |                 |
|  | 10 mm <sup>2</sup>  | 12 mm                                     |  |  |                     |       |  |                    |       |  |                    |       |  |   |                 |
|  | 16 mm <sup>2</sup>  | 12 mm                                     |  |  |                     |       |  |                    |       |  |                    |       |  |   |                 |
|  | Stiftkontakt vergoldet<br>Pin contact gold plated         | 3-1105150-2<br>4-1105150-2<br>5-1105150-2 | 6,0<br>10<br>16                                    |  |                     |       |  |                    |       |  |                    |       |  |   |                 |
|  | Buchsenkontakt versilbert<br>Socket contact silver plated | 3-1105151-1<br>4-1105151-1<br>5-1105151-1 | 6,0<br>10<br>16                                    |  |                     |       |  |                    |       |  |                    |       |  |   |                 |
|  | Buchsenkontaktvergoldet<br>Socket contact gold plated     | 3-1105151-2<br>4-1105151-2<br>5-1105151-2 | 6,0<br>10<br>16                                    |  |                     |       |  |                    |       |  |                    |       |  |   |                 |

**Werkzeuge für Crimptechnik HSS Serie/Crimping tools HSS series**

| Bezeichnung<br>Description   | Bestelltext<br>Designation  | Bestell-Nr.<br>Order No.                  | Querschnitt mm <sup>2</sup><br>Cross section mm <sup>2</sup> |
|--|---|---|--|
| <p>Crimpzange ohne Crimpbacken<br/>Crimping tool without crimping jaws</p>           | HSS-CSZ.2,5-70mm <sup>2</sup>   | 1-1105653-8                               | 2,5-70mm <sup>2</sup>  |
| <p>Crimpbacken für HSM, HSL, HSS<br/>Crimping jaws for HSM, HSL, HSS</p>             | CB-HSS-CSZ.6mm <sup>2</sup><br>CB-HSS-CSZ.10mm <sup>2</sup><br>CB-HSS-CSZ.16mm <sup>2</sup> | 2-1105653-8<br>3-1105653-8<br>4-1105653-8 | 2,5-16mm <sup>2</sup>  |
| <p>Crimpzange ohne Locator und Matrize<br/>Crimping tool without locator and die</p> | RSZ.BAS   | 1-1105850-8                               |  |
| <p>Locator<br/>Locator</p>   | RSZ.LC 6+25 mm <sup>2</sup><br>RSZ.LC 10+16 mm <sup>2</sup>                                 | 1-1105652-8<br>2-1105652-8                | 6+25mm <sup>2</sup><br>10+16mm <sup>2</sup>                  |
| <p>Ausrückwerkzeug HSS/AIR<br/>Extraction tool HSS/AIR</p>                           | AWZG-HSS-RSZ  | 0-1102855-5                               | alle Querschnitte<br>all cross sections                      |

## Crimphülsen max. 150 A/Crimping sleeves max. 150 A

### Crimphülsen für Kontaktserie HF-06/Crimping sleeves for contact series HF-06

| Bezeichnung<br>Description  | Bestelltext<br>Designation | Bestell-Nr.<br>Order No. |
|---|----------------------------|--------------------------|
| Crimphülsen für Stift-/Buchsensteite<br>- Schrumpfschlauch<br>- Crimphülse<br><i>Crimp barrel for pin-/socket side</i><br>- shrink tube<br>- crimp barrel | CH.06mm <sup>2</sup> -SW17 | 0-1110952-1              |
|   | CH.10mm <sup>2</sup> -SW17 | 0-1110952-2              |
|   | CH.16mm <sup>2</sup> -SW17 | 0-1110952-3              |
|    | CH.25mm <sup>2</sup> -SW17 | 0-1110952-5              |
|   | CH.35mm <sup>2</sup> -SW17 | 0-1110952-7              |
|    | CH.50mm <sup>2</sup> -SW17 | 0-1110952-9              |
|   | CH.70mm <sup>2</sup> -SW17 | 1-1110952-0              |
|    | HF.06.Sti.                 | 0-1110948-1              |
|   | HF.06.Bu.                  | 0-1110949-1              |

## Crimphülsen max. 350 A/Crimping sleeves max. 350 A

### Crimphülsen für Kontaktserie HF-13/Crimping sleeves for contact series HF-13


|  |   |             |
|--|---|-------------|
| Crimphülsen für Stift-/Buchsensteite<br>bestehend aus<br>- Schrumpfschlauch<br>- Crimphülse<br>- Adapter<br><i>Crimp barrel for pin-/socket side</i><br>- shrink tube<br>- crimp barrel<br>- adapter | CH.50mm <sup>2</sup> -13/16mm   | 0-1110953-5 |
|  | CH.70mm <sup>2</sup> -13/16mm   | 0-1110953-6 |
|  | CH.95mm <sup>2</sup> -13/16mm   | 0-1110953-7 |
|  | CH.105mm <sup>2</sup> -13/16mm  | 0-1110953-8 |
|  | CH.120mm <sup>2</sup> -13/16mm  | 0-1110953-9 |
|  | CH.150mm <sup>2</sup> -13/16mm  | 1-1110953-1 |
|  |  |             |

## Passendes Verarbeitungswerkzeug/suitable tools

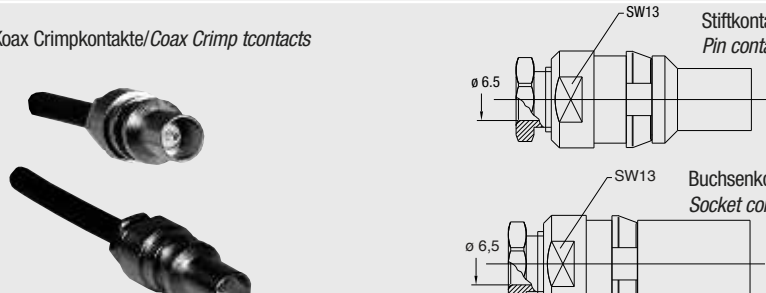
|   |   |   |   |
|---|---|---|---|
| Crimpzange ohne Crimpbacken<br><i>Crimping tool without crimping jaws</i> |  | HSS-CSZ.2,5-70mm <sup>2</sup>                             | 1-1105653-8   |
| Crimpbacken für HSL, HSS<br><i>Crimping jaws for HSL, HSS</i>             |  | CB-HSS-CSZ.6mm <sup>2</sup>                               | 2-1105653-8   |
|   |   | CB-HSS-CSZ.10mm <sup>2</sup>                              | 3-1105653-8   |
|   |   | CB-HSS-CSZ.16mm <sup>2</sup>                              | 4-1105653-8   |
|   |   | CB-HSS-CSZ.25mm <sup>2</sup>                              | 5-1105653-8   |
|   |   | CB-HSS-CSZ.35mm <sup>2</sup>                              | 6-1105653-8   |
|   |   | CB-HSS-CSZ.50mm <sup>2</sup>                              | 7-1105653-8   |
|   |   | CB-HSS-CSZ.70mm <sup>2</sup>                              | 8-1105653-8   |
|   |   | Hydraulische Crimpzange<br><i>Hydraulic Crimping tool</i> |  |
| Presseinsätze<br><i>dies</i>  |  | SET-50-150mm <sup>2</sup>                                 | 0-1110956-7   |
|   |   | 150mm <sup>2</sup> -KZ22                                  | 0-1110956-6   |
|   |   | 120mm <sup>2</sup> -KZ20                                  | 0-1110956-5   |
|   |   | 95mm <sup>2</sup> -KZ18                                   | 0-1110956-4   |
|   |   | 70mm <sup>2</sup> -KZ16                                   | 0-1110956-3   |
|   |   | 50mm <sup>2</sup> -KZ14                                   | 0-1110956-2   |

### Koax-Kontakte/Coax-contacts

| Koax-Kontakte RG58/RG59 |                          | Coax-contacts RG58/RG59         |                             |
|-------------------------|--------------------------|---------------------------------|-----------------------------|
| Wellenimpedanz          | 50 Ω / 75 Ω              | Wave impedance                  | 50 Ω / 75 Ω                 |
| spezifischer Widerstand | max. 2mΩ                 | Specific resistance             | max. 2mΩ                    |
| Ziehkraft               | min. 1N                  | Unmating force                  | min. 1N                     |
| Zugfestigkeit           | min. 50N                 | Tensile strength                | min. 50N                    |
| Spannungsfestigkeit     | 1000VAC über 1min        | Dielectric withstanding voltage | 1000VAC over/during? 1min   |
| Isolationswiderstand    | 200 mΩ nach 1min Betrieb | Insulation resistance           | 200 mΩ after 1min operation |
| Steckkraft              | max. 1,5N                | Mating force                    | max. 1,5N                   |
| Werkstoff               | Kupferlegierung          | Material                        | copper alloy                |
| Kontaktoberfläche       | vergoldet                | contact surface                 | gold-plated                 |
| Druckhülseoberfläche    | versilbert               | Ferrule surface                 | silver-plated               |
| Crimpanschluß           |                          | Crimp termination               |                             |

| Bezeichnung<br>Description   | Bestelltext<br>Designation       | Bestell-Nr./<br>Stifteinsatz<br>Male insert | Order No.<br>Buchseinsatz<br>Female insert |
|--|----------------------------------|---|--|
| Koax Crimpkontakte/Coax Crimp tcontacts<br> | Stiftkontakt<br>Pin contact      | KX-RG.58.Sti<br>KX-RG.59.Sti                | 1-1105350-1<br>2-1105350-1                 |
|  | Buchsenkontakt<br>Socket contact | KX-RG.58.Bu<br>KX-RG.59.Bu                  | 1-1105351-1<br>2-1105351-1                 |

| Koax-Kontakte    |               | Coax-contacts          |               | Kabelabmasse<br>Cable measures |          |         |  |
|------------------|---------------|------------------------|---------------|--------------------------------|----------|---------|--|
| Wellenimpedanz   | 75 Ω          | Wave impedance         | 75 Ω          | Innen ø                        | Schirm ø | Außen ø |  |
| Anschlußart      | Löt           | Type of termination    | solder        | Inner ø                        | Braid ø  | Outer ø |  |
| Innenleiter      | Klemm         | internal conductor     | clamp         |                                |          |         |  |
| Außenleiter      |               | outside conductor      |               |                                |          |         |  |
| Kabeldurchmesser |               | Dimensions of the wire |               |                                |          |         |  |
| Innenleiter      | 0,8/1,44/2,8  | internal conductor     | 0,8/1,44/2,8  |                                |          |         |  |
| Außenleiter      | 6,1/10,0/10,7 | outside conductor      | 6,1/10,0/10,7 |                                |          |         |  |


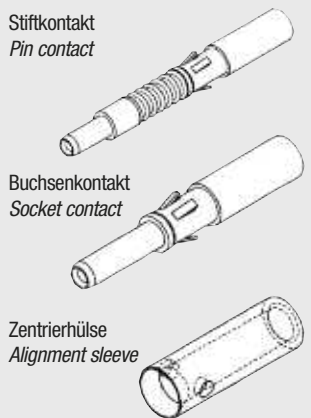
| Bezeichnung<br>Description   | Bestelltext<br>Designation       | Bestell-Nr./<br>Stifteinsatz<br>Male insert                               | Order No.<br>Buchseinsatz<br>Female insert |
|--|----------------------------------|---|--|
| Koax Crimpkontakte/Coax Crimp tcontacts<br> | Stiftkontakt<br>Pin contact      | KX.VT.Sti.0,8/3,5/6,1<br>KX.VT.Sti.1,4/6,3/10,0<br>KX.VT.Sti.3,0/7,3/10,8 | 0-1108600-1<br>0-1108628-1<br>0-1108616-1  |
|  | Buchsenkontakt<br>Socket contact | KX.VT.Bu.0,8/3,5/6,1<br>KX.VT.Bu.1,4/6,3/10,0<br>KX.VT.Bu.3,0/7,3/10,8    | 0-1108601-1<br>0-1108629-1<br>0-1108617-1  |

### Werkzeuge für Crimptechnik Koax/Crimping tools Coax

| Bezeichnung<br>Description                                  | Bestelltext<br>Designation | Bestell-Nr./<br>Order No. | Maße mm²<br>Dimensions mm² |
|---|----------------------------|---------------------------|----------------------------|
| Crimpzange Koax/Crimping tool Coax                          | KX-CZ.58                   | 0-0045740-2               |                            |
| Crimpzange Koax/Crimping tool Coax                          | KX-CZ.59<br>+Matrize/Die   | 69710-1<br>69675-1        |                            |
| Ausdrückwerkzeug KX RG 58/59<br>Extraction tool KX RG 58/59 | KX-AWZG.58/59              | 0-0305183-8               |                            |
| Ausdrückwerkzeug KX-VT<br>Extraction tool KX-VT             | KX-VT-AWZG                 | 1-1105752-8               |                            |

### Kontakte (Optik) HD-LWL Serie/Contacts (Optics) HD-LWL series

| LWL-Kontakte (Optik)  | Material   | LWL-contacts (optics)  | Material   |
|---|--|--|--|
| Kontakt-Werkstoff Ms,<br>Zentrierhülse-Werkstoff<br>Zusammenstellung: | verzinkt und rostfreier Stahl<br>Thermoplast<br>kurzer Kontakt mit Zentrierhülse<br>langer Kontakt | Contact-material Ms,<br>Material of centering ferrule<br>assembly: | tin-plated and stainless steel<br>thermoplastics<br>short contact with centering ferrule<br>long contact |
| Einfügungsdämpfung  | <2dB   | insertion loss   | <2dB   |
| Steckhäufigkeit   | 50 Zyklen  | mating frequency   | 50 cycles  |
| Betriebstemperatur  | -20°C - +80°C  | Operating temperature  | -20°C - +80°C  |
| Kabelhaltekraft im Kontakt [N]  | min 30   | holding power of the cable in the contact [N]                      | min 30   |
| Kontakthaltekraft im Modul  | min 40   | contact retention force in the module                              | min 40   |
| Leitungstyp 1mm Plastik-Lichtwellenleiter<br>mit 2,2mm Mantel         |  | cable type 1mm plastic-fiber optics<br>with 2,2mm sleeve           |  |
| Crimpanschluß   |  | Crimp connection   |  |

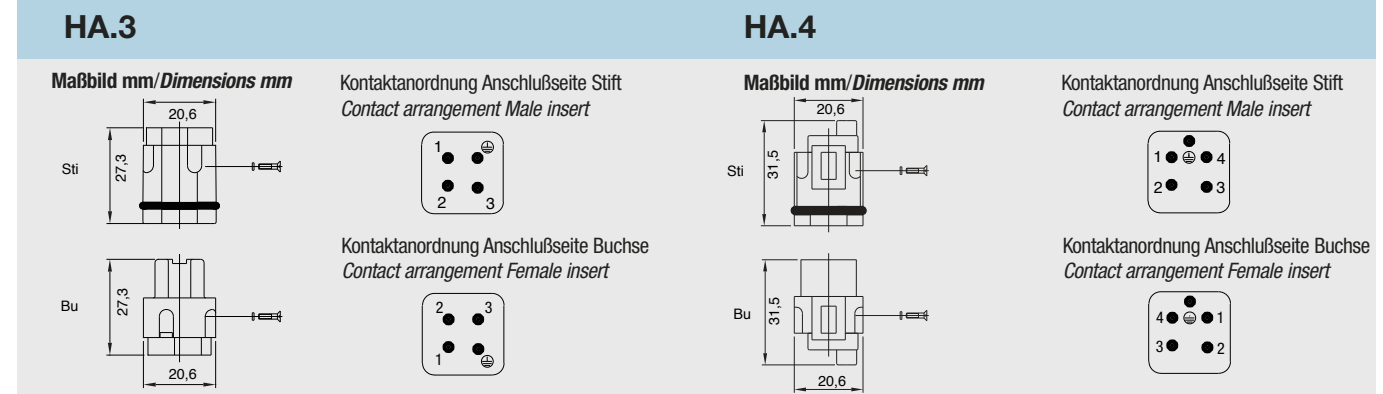
| Bezeichnung<br>Description   | Zentrierhülse<br>Alignment sleeve | Stifteinsatz<br>Male insert | Buchseinsatz<br>Female insert |
|--|-----------------------------------|-----------------------------|-------------------------------|
| <p>Stiftkontakt<br/>Pin contact</p> <p>Buchsenkontakt mit Zentrierhülse<br/>Socket contact with alignment sleeve</p>  <p>Zentrierhülse für kurzen Kontakt<br/>Alignment sleeve for short contact</p> |                                   | 0-0216341-1                 |                               |
| <p>Stiftkontakt<br/>Pin contact</p> <p>Buchsenkontakt<br/>Socket contact</p>  <p>Zentrierhülse<br/>Alignment sleeve</p>  | 0-1102921-1                       |                             | 0-0216342-1                   |

### Werkzeuge für Crimptechnik Koax/Crimping tools Coax

| Bezeichnung<br>Description                              | Bestelltext<br>Designation     | Bestell-Nr./<br>Order No. | Maße mm²<br>Dimensions mm² |
|---|--------------------------------|---------------------------|----------------------------|
| Crimpzange/Crimping tool                                | Crimpzange                     | 0-0090364-2               |                            |
| Faserstripper/Cable stripper                            | Faserstripper                  | 0-0501198-1               |                            |
| Schneidlehre o. Abb./Cutting gauge                      | Schneidlehre                   | 0-0100281-1               |                            |
| Rückschmelzofen/Hot melting Unit                        | Rückschmelzofen                | 0-0734423-1               |                            |
| Schmelzlehre lange Kontakte/Melting gauge long contact  | Schmelzlehre<br>lange Kontakte | 0-0100606-2               |                            |
| Schmelzlehre kurze Kontakte/Melting gauge short contact | Schmelzlehre<br>kurze Kontakte | 0-0100281-2               |                            |
| Ausdrückwerkzeug HD/Extraction tool HD                  | AWZG-HD.M-RSZ                  | 0-1102855-1               |                            |
| Eindrückwerkzeug/Insertion tool                         | EWZG-RZS                       | 0-1102855-6               |                            |

|  |  |
|--|--|
| <b>HA.3/HA.4 Kontakteinsätze/Contact inserts</b> | <b>Baugröße/Size 1</b>                   |
| <b>Schraubanschluss</b>                          | <b>Kontaktzahlen<br/>No. of contacts</b> |
| <b>Screw terminal</b>                            | <b>3/4 + </b>                            |
| <b>250 V/10 A</b>                                |  |

| Bezeichnung<br>Description                  | Bestelltext<br>Designation | Bestell-Nr./ Order No.      |                               |
|---|----------------------------|-----------------------------|-------------------------------|
|   |                            | Stifteinsatz<br>Male insert | Buchseinsatz<br>Female insert |
| Stifteinsatz/Male insert                    | Buchseinsatz/Female insert |                             |                               |
| <b>HA.3 Kontakteinsätze/Contact inserts</b> |                            |                             |                               |
| Schraubanschluss/Screw terminal             |                            |                             |                               |
|   | HA.3.Sti.S                 | 1-1103400-1                 |                               |
|   | HA.3.Bu.S                  |                             | 1-1103401-1                   |
| <b>HA.4 Kontakteinsätze/Contact inserts</b> |                            |                             |                               |
| Schraubanschluss/Screw terminal             |                            |                             |                               |
|   | HA.4.Sti.S                 | 1-1103402-1                 |                               |
|   | HA.4.Bu.S                  |                             | 1-1103403-1                   |



Verbindlich für Toleranzen der Abmessungen und technische Werte sind ausschließlich die neuesten TE Connectivity Kundenzeichnungen bzw. Produkt-Spezifikationen, die Sie auf Anfrage erhalten.  
 All specifications subject to change. Consult TE Connectivity for latest design specifications.





**HN.D.7/HN.D.8 Kontakteinsätze/Contact inserts**

**Baugröße/Size 1**

Crimpanschluss für gedrehte HN.D Crimpkontakte

**Kontaktzahlen  
No. of contacts**

**7/8 +**

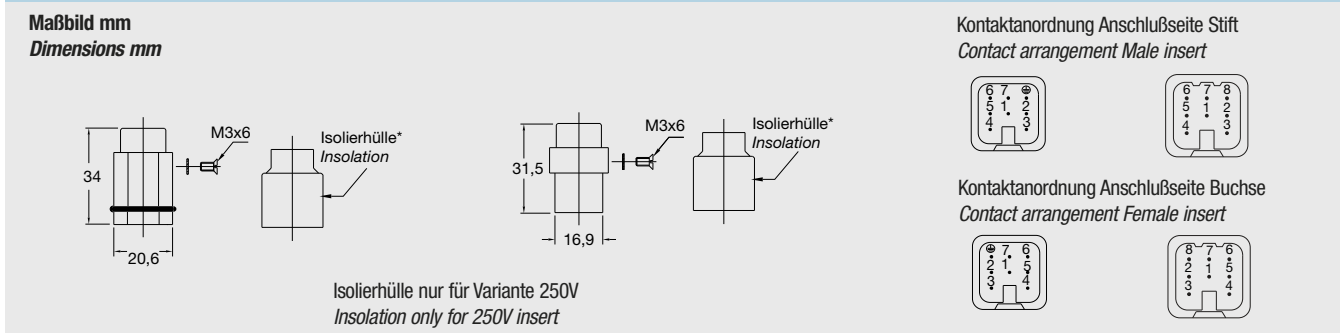
*Crimp terminal for screw machined HN.D crimp contacts*

**250 V/10 A / 42\* V/10 A**

| Bezeichnung<br>Description   | Bestelltext<br>Designation                     | Bestell-Nr./Order No.              |                                    |
|--|--|------------------------------------|------------------------------------|
|  |  | Stifteinsatz<br>Male insert        | Buchseinsatz<br>Female insert      |
| <p>Stifteinsatz/Male insert</p> <p>Buchseinsatz/Female insert</p> <p>Crimpanschluss/Crimp terminal</p> | <p>HN.D.7.Sti.C.250V<br/>HN.D.7.Sti.C.42V*</p> | <p>2-1103100-3<br/>2-1103102-3</p> |                                    |
|  | <p>HN.D.7.Bu.C.250V<br/>HN.D.7.Bu.C.42V*</p>   |                                    | <p>2-1103101-3<br/>2-1103103-3</p> |
|  | <p>HN.D.8.Sti.C.42V*</p>                       | <p>2-1103104-3</p>                 |                                    |
|  | <p>HN.D.8.Bu.C.42V*</p>                        |                                    | <p>2-1103105-3</p>                 |

\*Einschränkung der Nennspannung (42 V) nur bei Verwendung von Metallgehäusen wie Serie HA.3. Bei Verwendung von Kunststoffgehäusen (Serie HD.7) beträgt die Nennspannung 250 V.  
*Limited nominal Voltage (42 V) only in combination with metal housing series as HA.3 series.  
 When used with nylon housings (Series HD.7) the rated voltage is 250 V.*

Passende Crimpkontakte siehe Seite 34, Passende Crimpwerkzeuge siehe Seite 34  
 Suitable Crimp contacts see page 34, Suitable Crimping tools see page 34



**HD.7 Kontakteinsätze/Contact inserts**

**Baugröße/Size 1**

Crimpanschluss für gestanzte HD.M Crimpkontakte

**Kontaktzahlen  
No. of contacts**

*Crimp terminal for stamped HD.M crimp contacts*

**7/8 +**

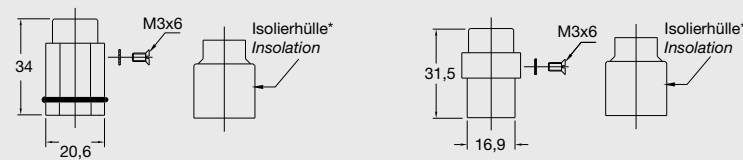
**250 V/10 A / 42V/10A**

| Bezeichnung<br>Description  | Bestelltext<br>Designation         | Bestell-Nr./Order No.       |                               |
|---|------------------------------------|-----------------------------|-------------------------------|
|   |                                    | Stifteinsatz<br>Male insert | Buchseinsatz<br>Female insert |
| Stifteinsatz/Male insert<br><br>Buchseinsatz/Female insert<br><br>Crimpanschluss/Crimp terminal<br><br> | HD.7.Sti.C.250V<br>HD.7.Sti.C.42V* | 2-1103000-3<br>2-1103002-3  |                               |
|   | HD.7.Bu.C.250V<br>HD.7.Bu.C.42V*   |                             | 2-1103001-3<br>2-1103003-3    |
|   | HD.8.Sti.C.42V*                    | 0-1102892-1                 |                               |
|   | HD.8.Bu.C.42V*                     |                             | 0-1102893-1                   |

\*Einschränkung der Nennspannung (42 V) nur bei Verwendung von Metallgehäusen wie Serie HA.3. Bei Verwendung von Kunststoffgehäusen (Serie HD.7) beträgt die Nennspannung 250 V.  
 Limited nominal Voltage (42 V) only in combination with metal housing series as HA.3 series.  
 When used with nylon housings (Series HD.7) the rated voltage is 250 V.


Passende Crimpkontakte siehe Seite 35, Passende Crimpwerkzeuge siehe Seite 35  
 Suitable Crimp contacts see page 35, Suitable Crimping tools see page 35

Maßbild mm  
 Dimensions mm




Isolierhülle nur für Variante 250V  
 Insolation only for 250V insert

Kontaktanordnung Anschlußseite Stift  
 Contact arrangement Male insert



Kontaktanordnung Anschlußseite Buchse  
 Contact arrangement Female insert



**HA.3 Gehäuse/Housings**

**Baugröße/Size 1**


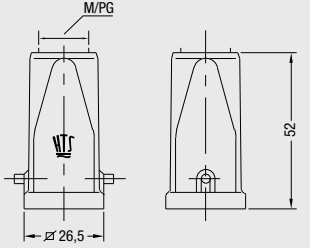

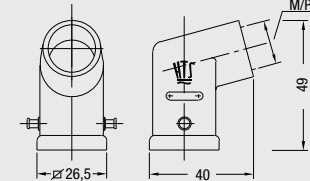

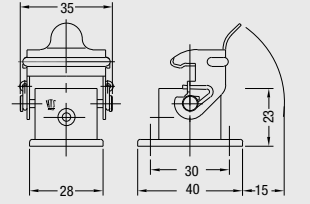

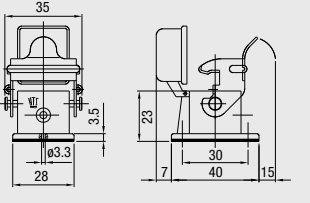

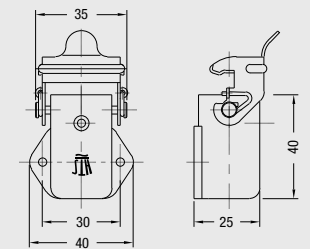
Pulverbeschichtet, silbergrau

Powder-coated, silver-grey

\*Zubehör siehe Seite 189  
\*Accessories see page 189

**Längsbügel am Unterteil/Side clip at housing bottom**

**(IP 44) IP 65\***

| Bezeichnung<br>Description  | Metr.      | PG | Bestelltext<br>Designation   | Bestell-Nr.<br>Order No.                  |
|---|------------|----|--|---|
| <b>Steckergehäuse: Kabeleingang oben</b><br><b>Hood: Top entry</b><br>    | M16<br>M20 | 11 | HA.3.STO.1.11.Z<br>HA.3.STO.1.M16.Z<br>HA.3.STO.1.M20.Z<br><br>Mit Korrosionsschutz<br>With corrosion protection | 1-1102101-7<br>0-1106405-1<br>0-1106405-3 |
| <b>Steckergehäuse: Kabeleingang seitlich</b><br><b>Hood: Side entry</b><br>   | M16<br>M20 | 11 | HA.3.STW.1.11.Z<br>HA.3.STW.1.M16.Z<br>HA.3.STW.1.M20.Z  | 1-1102103-7<br>0-1106406-1<br>0-1106406-3 |
| <b>Anbaugehäuse: Kabeleingang unten</b><br><b>Surface mounted housing: Bottom entry</b><br>  <p>Montageausschnitt/Panel cut-out 22 x22</p>      |            |    | HA.3.AG-LB<br><br>Mit Korrosionsschutz<br>With corrosion protection  | 1-1102105-2<br><br>2-1102105-2            |
| <b>Anbaugehäuse: Kabeleingang unten</b><br><b>Surface mounted housing: Bottom entry</b><br>  <p>Montageausschnitt/Panel cut-out 22 x22</p>      |            |    | HA.3.AGD-LB  | 1-1102106-2                               |
| <b>Winkel-Anbaugehäuse: Kabeleingang unten</b><br><b>Surface mounted housing: Bottom entry</b><br>  <p>Montageausschnitt/Panel cut-out ø 20</p> |            |    | HA.3.AGW-LB<br><br>Mit Korrosionsschutz<br>With corrosion protection   | 1-1102107-2<br><br>2-1102107-2            |

**Passende Kabelverschraubungen ab Seite 188/Suitable Cable fittings from page 188**

**HA.3 Gehäuse/Housings**

**Baugröße/Size 1**

Pulverbeschichtet, silbergrau

Powder-coated, silver-grey

\*Zubehör siehe Seite 189  
\*Accessories see page 189

**Längsbügel am Unterteil/Side clip at housing bottom**

**(IP 44) IP 65\***

| Bezeichnung<br>Description   | Metr.      | PG       | Bestelltext<br>Designation   | Bestell-Nr.<br>Order No.                                 |
|--|------------|----------|--|--|
| <p><b>Sockelgehäuse: Kabeleingang seitlich</b><br/><i>Surface mounted housing: Side entry</i></p>    | M16<br>M20 | 11<br>11 | HA.3.SG-LB.1.11.G<br>HA.3.SG-LB.1.11.Z<br>HA.3.SG-LB.1.M16.Z<br>HA.3.SG-LB.1.M20.G | 1-1102110-2<br>1-1102109-2<br>0-1106404-1<br>0-1106404-3 |
| <p><b>Kupplungsgehäuse: Kabeleingang unten</b><br/><i>Cable-to-cable hood: Bottom entry</i></p>      | M16        | 11       | HA.3.KD0-LB.1.11.Z<br>HA.3.KD0-LB.1.M16.Z  | 1-1102112-2<br>0-1106403-1                               |
| <p><b>Kupplungsgehäuse mit Deckel</b><br/><i>Cable-to-cable hood with cover</i></p>                  |            | 11       | HA.3.KD0D-LB.1.11Z   | 1-1108759-2  |
| <p><b>Einschraubgehäuse: Kabeleingang unten</b><br/><i>Surface mounted housing: Bottom entry</i></p> | M20        | 16       | HA.3.EG-LB/A.1.16.Z<br>HA.3.EG-LB/M.1.20.Z   | 1-1102114-2<br>0-1102874-1                               |

**Passende Kabelverschraubungen ab Seite 188/Suitable Cable fittings from page 188**

**HG-Q.5 Gehäuse/Housings**

**Baugröße/Size 1**

Kunststoff, glasfaserverstärkt, weiß  
BL = schwarz

Plastic, glass-fibre reinforced, white  
BL = black

**Längsbügel am Unterteil/Side clip at housing bottom**

**IP 65**

| Bezeichnung<br>Description  | Metr.      | PG | Bestelltext<br>Designation              | Bestell-Nr.<br>Order No.   |
|---|------------|----|---|----------------------------|
| <p><b>Steckergehäuse:</b> Kabeleingang oben<br/><i>Hood: Top entry</i></p>  | M25<br>M25 |    | HG-Q.5.STO.1.M25<br>HG-Q.5.STO.1.M25.BL | 0-1103169-1<br>0-1103169-2 |
| <p><b>Steckergehäuse:</b> Kabeleingang seitlich<br/><i>Hood: Side entry</i></p>   | M25<br>M25 |    | HG-Q.5.STW.1.M25<br>HG-Q.5.STW.1.M25.BL | 0-1103170-1<br>0-1103170-2 |
| <p><b>Anbaugehäuse:</b> Kabeleingang unten<br/><i>Surface mounted housing: Bottom entry</i></p> <p>Montageausschnitt/Panel cut-out 22 x22</p> |            |    | HG-Q.5.AG<br>HG-Q.5.AG.BL               | 0-1103171-1<br>0-1103171-2 |

**Passende Hut-Verschraubungen auf Seite 59/Suitable gland fittings from page 59**

Verbindlich für Toleranzen der Abmessungen und technische Werte sind ausschließlich die neuesten TE Connectivity Kundenzeichnungen bzw. Produkt-Spezifikationen, die Sie auf Anfrage erhalten.  
All specifications subject to change. Consult TE Connectivity for latest design specifications.

**HG-Q.5 Gehäuse/Housings**

**Baugröße/Size 1**

Kunststoff, glasfaserverstärkt, weiß  
BL = schwarz

Plastic, glass-fibre reinforced, white  
BL = black

**Längsbügel am Unterteil/Side clip at housing bottom**

**IP 65**

| Bezeichnung<br>Description   | Metr.      | PG | Bestelltext<br>Designation             | Bestell-Nr.<br>Order No.   |
|--|------------|----|--|----------------------------|
| <p><b>Winkel-Anbaugehäuse:</b> Kabeleingang unten<br/><i>Surface mounted housing: Bottom entry</i></p>                               |            |    | HG-Q.5.AGW<br>HG-Q.5.AGW.BL            | 0-1103172-1<br>0-1103172-2 |
| <p><b>Sockelgehäuse:</b> Kabeleingang seitlich<br/><i>Surface mounted housing: Side entry</i></p>                                    | M25<br>M25 |    | HG-Q.5.SG.1.M25<br>HG-Q.5.SG.1.M25.BL  | 0-1103173-1<br>0-1103173-2 |
| <p><b>Kupplungsgehäuse:</b> Kabeleingang oben, Standard Bauform<br/><i>Cable-to-cable hood: Top entry, Standard construction</i></p> | M25<br>M25 |    | HG-Q.5.KDO.1.M25<br>HG-Q.5KDO.1.M25.BL | 0-1103174-1<br>0-1103174-2 |

**Passende Hut-Verschraubungen auf Seite 59/Suitable gland fittings from page 59**

**HIP.3/4, HIP-K.3/4, EMV-K.3/4 Gehäuse/Housings**

**Baugröße/Size 1**

**HIP:** Druckdicht, silbergrau, **HIP-K:** Korrosionsgeschützt, schwarz

**EMV-K:** Schutz gegen elektromagnetische Beeinflussung, druckdicht, korrosionsgeschützt, schwarz

**HIP:** Pressure-tight, silver-grey, **HIP-K:** Housings corrosion-resistant, black

**EMV-K:** Protection against electro-magnetic interference, pressure-tight, housings corrosion-resistant, black

**Schraubverriegelung am Oberteil/Screw lock on hood**

**IP 68**

| Bezeichnung<br>Description   | Metr.   | PG | Bestelltext<br>Designation   | Bestell-Nr.<br>Order No.                  |             |
|--|---|----|--|---|-------------|
| <p><b>Steckergehäuse:</b> Kabeleingang oben<br/><i>Hood: Top entry</i></p> | M16   | 11 | <p><b>HIP</b><br/>HIP.3/4.STO.1.11.G<br/>HIP.3/4.STO.1.M16.G</p>                                 | 1-1102600-5<br>0-1106408-1                |             |
|  | M16<br>M20  | 11 | <p><b>HIP-K</b><br/>HIP-K.3/4.STO.1.11.G<br/>HIP-K.3/4.STO.1.M16.G<br/>HIP-K.3/4.STO.1.M20.G</p> | 2-1102600-5<br>0-1106408-2<br>0-1106408-3 |             |
|  | M16<br>M20  | 11 | <p><b>EMV-K</b><br/>EMV-K.3/4.STO.1.11.G<br/>EMV-K.3/4.STO.1.M16.G<br/>EMV-K.3/4.STO.1.M20.G</p> | 4-1102700-5<br>0-1106402-2<br>0-1106402-3 |             |
|  | <p><b>Anbaugeschäuse:</b> Kabeleingang unten<br/><i>Surface mounted housing: Bottom entry</i></p> <p>Montageausschnitt/Panel cut-out 21 x 21</p>  |    |  | <p><b>HIP</b><br/>HIP.3/4.AG</p>          | 1-1102603-5 |
|  |   |    |  | <p><b>HIP-K</b><br/>HIP-K.3/4.AG</p>      | 2-1102603-5 |
|  |   |    |  | <p><b>EMV-K</b><br/>EMV-K.3/4.AG</p>      | 4-1102703-5 |
|  | <p><b>Sockelgehäuse:</b> Kabeleingang unten (durch Montageausschnitt)<br/><i>Surface mounted housing: Bottom entry (by panel cut-out)</i></p> <p>Montageausschnitt/Panel cut-out ø 20</p> |    |  | <p><b>HIP</b><br/>HIP.3/4.SGF</p>         | 1-1102602-5 |
|  |   |    |  | <p><b>HIP-K</b><br/>HIP-K.3/4.SGF</p>     | 2-1102602-5 |
|  |   |    |  | <p><b>EMV-K</b><br/>EMV-K.3/4.SGF</p>     | 4-1102702-5 |

**Passende Kabelverschraubungen ab Seite 188/Suitable Cable fittings from page 188**

**HIP.3/4, HIP-K.3/4, EMV-K.3/4 Gehäuse/Housings**

**Baugröße/Size 1**

**HIP:** Druckdicht, silbergrau, **HIP-K:** Korrosionsgeschützt, schwarz


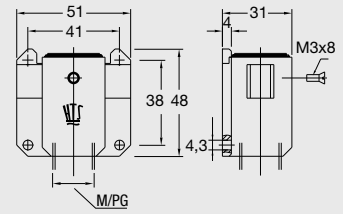

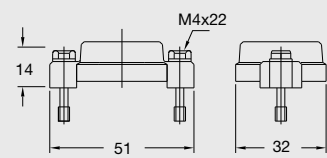
**EMV-K:** Schutz gegen elektromagnetische Beeinflussung, druckdicht, korrosionsgeschützt, schwarz

**HIP:** Pressure-tight, silver-grey, **HIP-K:** Housings corrosion-resistant, black

**EMV-K:** Protection against electro-magnetic interference, pressure-tight, housings corrosion-resistant, black

**Schraubverriegelung am Oberteil/Screw lock on hood**

**IP 68**

| Bezeichnung<br>Description  | Metr.  | PG | Bestelltext<br>Designation | Bestell-Nr.<br>Order No. |             |
|---|--|----|----------------------------|--------------------------|-------------|
| <p><b>Sockelgehäuse:</b> Kabeleingang seitlich<br/><i>Surface mounted housing: Side entry</i></p>   | M16<br>M20   | 11 | <b>HIP</b>                 |                          |             |
|   |  |    | HIP.3/4.SG.1.11.G          | 1-1102601-5              |             |
|   |  |    | HIP.3/4.SG.1.M16.G         | 0-1106407-1              |             |
|   |  |    |                            | HIP.3/4.SG.1.M20.G       | 0-1106401-4 |
|   | M16  | 11 | <b>HIP-K</b>               |                          |             |
|   |  |    | HIP-K.3/4.SG.1.11.G        | 2-1102601-5              |             |
|   |  |    |                            | HIP-K.3/4.SG.1.M16.G     | 0-1106407-2 |
|   | M16<br>M20   | 11 | <b>EMV-K</b>               |                          |             |
|   |  |    | EMV-K.3/4.SG.1.11.G        | 4-1102701-5              |             |
|   |  |    | EMV-K.3/4.SG.1.M16.G       | 0-1106401-2              |             |
|   |  |    |                            | EMV-K.3/4.SG.1.M20.G     | 0-1106401-3 |
|   | <p><b>Schutzkappe für Gehäuse-Unterteile</b><br/><i>Protective covers for housings</i></p>   |    |                            | <b>HIP/EMV</b>           |             |
|   |  |    | HIP/EMV.3/4.SKB            | 3-1106200-5              |             |
|   |  |    | <b>HIP-K/EMV-K</b>         |                          |             |
|   |  |    | HIP-K/EMV-K.3/4.SKB        | 4-1106200-5              |             |

**Passende Kabelverschraubungen ab Seite 188/Suitable Cable fittings from page 188**



**HG-Q Kontakteinsätze/Contact inserts**

**Baugröße/Size Q**

**Kontaktzahlen  
No. of contacts**

**4/2 +**







**8 +**

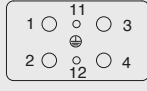
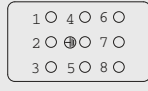

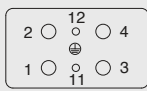
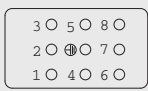
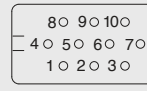
**10**

4 x 690 V/40A & 2 x 250 V/10A

8 x 500 V/16A

10 x 400 V/20A

| Bezeichnung<br>Description  | Bestelltext<br>Designation   | Bestell-Nr./Order No.   |  |
|---|--|---|--|
|   |  | Stifteinsatz<br>Male insert   | Buchseinsatz<br>Female insert                            |
| <p>Stifteinsatz/Male insert</p> <p>Buchseinsatz/Female insert</p> <p>Crimpanschluss/Crimp terminal</p>   <p>Passende Crimpkontakte Power siehe Seite 39, passende Crimpkontakte Signal siehe Seite 34<br/>Suitable Crimp contacts power see page 39, suitable Crimp contacts signal see page 39</p> <p>Crimpanschluss/Crimp terminal</p>   <p>Passende Crimpkontakte siehe Seite 37/Suitable Crimp contacts see page 37</p> <p>Crimpanschluss/Crimp terminal</p>   <p>Passende Crimpkontakte siehe Seite 36/Suitable Crimp contacts see page 36</p> | <p>HG-Q.4/2.Sti.C</p> <p>HG-Q.4/2.Bu.C</p> <p>HG-Q.8.Sti.C</p> <p>HG-Q.8.Bu.C</p> <p>HG-Q.10 Housings</p> <p>HG-Q.10 Sti.C</p> <p>HG-Q.10.Bu.C</p> | <p>0-1103095-1</p> <p>0-1103070-1</p> <p>X-1103092-X</p> <p>0-1108808-1</p> | <p>0-1103096-1</p> <p>0-1103071-1</p> <p>0-1103091-1</p> |

| HE-Q.4/2   | HE-Q.8  | HE-Q.10   |
|--|---|---|
| <p>Kontaktanordnung Anschlußseite Stift/Contact arrangement Male insert</p>     |  |  |
| <p>Kontaktanordnung Anschlußseite Buchse/Contact arrangement Female insert</p>  |  |  |

**HG-Q Gehäuse/Housings**

**Baugröße/Size Q**



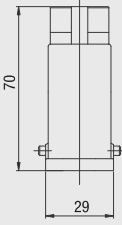

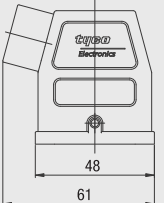
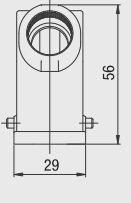

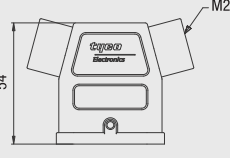
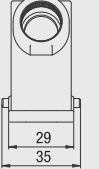
Kunststoff, glasfaserverstärkt

**EMV:** Schutz gegen elektromagnetische Beeinflussung

*Plastic glass-fibre reinforced*

**EMV:** Protection against electro-magnetic interference

**IP 65**

| Bezeichnung<br>Description  | Metr. | PG | Bestelltext<br>Designation         | Bestell-Nr.<br>Order No. |
|---|-------|----|------------------------------------|--------------------------|
| <b>Steckergehäuse:</b> Kabeleingang oben<br><b>Hood:</b> Top entry<br>                     | M25   |    | HG-Q.STO.1.M25.Z                   | 0-1103073-2              |
|   | M25   |    | <b>EMV</b><br>HG-Q-EMV.STO.1.M25.Z | 0-1103073-4              |
| <b>Steckergehäuse:</b> Kabeleingang seitlich<br><b>Hood:</b> Side entry<br>          | M25   |    | HG-Q.STS.1.M25.Z                   | 0-1103073-1              |
|   | M25   |    | <b>EMV</b><br>HG-Q-EMV.STO.1.M25.Z | 0-1103073-3              |
| <b>Steckergehäuse:</b> Kabeleingang zweiseitig<br><b>Hood:</b> both side entry<br>   | M25   |    | HG-Q.STS.2.M25.Z                   | 0-1103155-1              |
|   | M25   |    | <b>EMV</b><br>HG-Q-EMV.STS.2.M25.Z | 0-1103155-2              |

**Passende Kabelverschraubungen Seite 59/Suitable Cable fittings page 59**

**HG-Q Gehäuse/Housings**

**Baugröße/Size Q**

Kunststoff, glasfaserverstärkt

**EMV:** Schutz gegen elektromagnetische Beeinflussung

*Plastic glass-fibre reinforced*

**EMV:** Protection against electro-magnetic interference

**IP 65**

| Bezeichnung<br>Description  | Metr. | PG | Bestelltext<br>Designation            | Bestell-Nr.<br>Order No. |
|---|-------|----|---------------------------------------|--------------------------|
| <b>Kupplungsgehäuse: Kabeleingang unten</b><br><i>Cable-to-cable hood: Bottom entry</i><br>   | M25   |    | HG-Q.KDO-LB.1.M25.Z                   | 0-1108795-1              |
|   | M25   |    | <b>EMV</b><br>HG-Q-EMV.KDO-LB.1.M25.Z | 0-1108795-3              |
| <b>Kupplungsgehäuse: Kabeleingang seitlich</b><br><i>Cable-to-cable hood: Side entry</i><br>  | M25   |    | HG-Q.KDS-LB.1.M25.Z                   | 0-1108795-2              |
|   | M25   |    | <b>EMV</b><br>HG-Q-EMV.KDS-LB.1.M25.Z | 0-1108795-4              |
| <b>Kupplungsgehäuse: Kabeleingang unten</b><br><i>Surface mount housing: Bottom entry</i><br> |       |    | HG-Q.AG-LB                            | 0-1103072-1              |
|   |       |    | <b>EMV</b><br>HG-Q-EMV.AG-LB          | 0-1103072-2              |

**Passende Kabelverschraubungen Seite 59/Suitable Cable fittings page 59**

**HG-Q.10 Motorgehäuse/Motor housings**

**Baugröße/Size Q**

Kunststoff, glasfaserverstärkt

**EMV:** Schutz gegen elektromagnetische Beeinflussung

Plastic glass-fibre reinforced

**EMV:** Protection against electro-magnetic interference

**400 V/20 A IP 65**

| Bezeichnung<br>Description  | Metr.    | PG  | Bestelltext<br>Designation     | Bestell-Nr.<br>Order No.       |             |          |    |    |    |    |          |    |    |    |    |          |    |    |    |    |          |    |    |    |    |          |     |     |     |     |          |     |     |     |     |          |     |     |     |     |  |  |              |             |
|---|----------|-----|--------------------------------|--------------------------------|-------------|----------|----|----|----|----|----------|----|----|----|----|----------|----|----|----|----|----------|----|----|----|----|----------|-----|-----|-----|-----|----------|-----|-----|-----|-----|----------|-----|-----|-----|-----|--|--|--------------|-------------|
| <br><br><p>Maße/Dimensions mm</p> <table border="1"> <thead> <tr> <th>PN</th> <th>A</th> <th>B</th> <th>C</th> <th>D</th> </tr> </thead> <tbody> <tr> <td>0-1, 0-8</td> <td>70</td> <td>58</td> <td>54</td> <td>66</td> </tr> <tr> <td>0-2, 0-9</td> <td>70</td> <td>60</td> <td>60</td> <td>70</td> </tr> <tr> <td>0-3, 1-0</td> <td>74</td> <td>56</td> <td>56</td> <td>74</td> </tr> <tr> <td>0-4, 1-1</td> <td>75</td> <td>64</td> <td>64</td> <td>75</td> </tr> <tr> <td>0-5, 1-2</td> <td>120</td> <td>105</td> <td>105</td> <td>120</td> </tr> <tr> <td>0-6, 1-3</td> <td>140</td> <td>125</td> <td>125</td> <td>140</td> </tr> <tr> <td>0-7, 1-4</td> <td>165</td> <td>130</td> <td>150</td> <td>165</td> </tr> </tbody> </table> | PN       | A   | B                              | C                              | D           | 0-1, 0-8 | 70 | 58 | 54 | 66 | 0-2, 0-9 | 70 | 60 | 60 | 70 | 0-3, 1-0 | 74 | 56 | 56 | 74 | 0-4, 1-1 | 75 | 64 | 64 | 75 | 0-5, 1-2 | 120 | 105 | 105 | 120 | 0-6, 1-3 | 140 | 125 | 125 | 140 | 0-7, 1-4 | 165 | 130 | 150 | 165 |  |  | HG-Q.10.MC.1 | 0-1103092-1 |
|   | PN       | A   | B                              | C                              | D           |          |    |    |    |    |          |    |    |    |    |          |    |    |    |    |          |    |    |    |    |          |     |     |     |     |          |     |     |     |     |          |     |     |     |     |  |  |              |             |
|   | 0-1, 0-8 | 70  | 58                             | 54                             | 66          |          |    |    |    |    |          |    |    |    |    |          |    |    |    |    |          |    |    |    |    |          |     |     |     |     |          |     |     |     |     |          |     |     |     |     |  |  |              |             |
|   | 0-2, 0-9 | 70  | 60                             | 60                             | 70          |          |    |    |    |    |          |    |    |    |    |          |    |    |    |    |          |    |    |    |    |          |     |     |     |     |          |     |     |     |     |          |     |     |     |     |  |  |              |             |
|   | 0-3, 1-0 | 74  | 56                             | 56                             | 74          |          |    |    |    |    |          |    |    |    |    |          |    |    |    |    |          |    |    |    |    |          |     |     |     |     |          |     |     |     |     |          |     |     |     |     |  |  |              |             |
|   | 0-4, 1-1 | 75  | 64                             | 64                             | 75          |          |    |    |    |    |          |    |    |    |    |          |    |    |    |    |          |    |    |    |    |          |     |     |     |     |          |     |     |     |     |          |     |     |     |     |  |  |              |             |
|   | 0-5, 1-2 | 120 | 105                            | 105                            | 120         |          |    |    |    |    |          |    |    |    |    |          |    |    |    |    |          |    |    |    |    |          |     |     |     |     |          |     |     |     |     |          |     |     |     |     |  |  |              |             |
|   | 0-6, 1-3 | 140 | 125                            | 125                            | 140         |          |    |    |    |    |          |    |    |    |    |          |    |    |    |    |          |    |    |    |    |          |     |     |     |     |          |     |     |     |     |          |     |     |     |     |  |  |              |             |
|   | 0-7, 1-4 | 165 | 130                            | 150                            | 165         |          |    |    |    |    |          |    |    |    |    |          |    |    |    |    |          |    |    |    |    |          |     |     |     |     |          |     |     |     |     |          |     |     |     |     |  |  |              |             |
|   |          |     |                                | <b>EMV</b><br>HG-Q.10-EMV.MC.1 | 0-1103092-8 |          |    |    |    |    |          |    |    |    |    |          |    |    |    |    |          |    |    |    |    |          |     |     |     |     |          |     |     |     |     |          |     |     |     |     |  |  |              |             |
|   |          |     |                                | HG-Q.10.MC.2                   | 0-1103092-2 |          |    |    |    |    |          |    |    |    |    |          |    |    |    |    |          |    |    |    |    |          |     |     |     |     |          |     |     |     |     |          |     |     |     |     |  |  |              |             |
|   |          |     |                                | <b>EMV</b><br>HG-Q.10-EMV.MC.2 | 0-1103092-9 |          |    |    |    |    |          |    |    |    |    |          |    |    |    |    |          |    |    |    |    |          |     |     |     |     |          |     |     |     |     |          |     |     |     |     |  |  |              |             |
|   |          |     |                                | HG-Q.10.MC.3                   | 0-1103092-3 |          |    |    |    |    |          |    |    |    |    |          |    |    |    |    |          |    |    |    |    |          |     |     |     |     |          |     |     |     |     |          |     |     |     |     |  |  |              |             |
|   |          |     |                                | <b>EMV</b><br>HG-Q.10-EMV.MC.3 | 1-1103092-0 |          |    |    |    |    |          |    |    |    |    |          |    |    |    |    |          |    |    |    |    |          |     |     |     |     |          |     |     |     |     |          |     |     |     |     |  |  |              |             |
|   |          |     | HG-Q.10.MC.4                   | 0-1103092-4                    |             |          |    |    |    |    |          |    |    |    |    |          |    |    |    |    |          |    |    |    |    |          |     |     |     |     |          |     |     |     |     |          |     |     |     |     |  |  |              |             |
|   |          |     | <b>EMV</b><br>HG-Q.10-EMV.MC.4 | 1-1103092-1                    |             |          |    |    |    |    |          |    |    |    |    |          |    |    |    |    |          |    |    |    |    |          |     |     |     |     |          |     |     |     |     |          |     |     |     |     |  |  |              |             |
|   |          |     | HG-Q.10.MC.5                   | 0-1103092-5                    |             |          |    |    |    |    |          |    |    |    |    |          |    |    |    |    |          |    |    |    |    |          |     |     |     |     |          |     |     |     |     |          |     |     |     |     |  |  |              |             |
|   |          |     | <b>EMV</b><br>HG-Q.10-EMV.MC.5 | 1-1103092-2                    |             |          |    |    |    |    |          |    |    |    |    |          |    |    |    |    |          |    |    |    |    |          |     |     |     |     |          |     |     |     |     |          |     |     |     |     |  |  |              |             |
|   |          |     | HG-Q.10.MC.6                   | 0-1103092-6                    |             |          |    |    |    |    |          |    |    |    |    |          |    |    |    |    |          |    |    |    |    |          |     |     |     |     |          |     |     |     |     |          |     |     |     |     |  |  |              |             |
|   |          |     | <b>EMV</b><br>HG-Q.10-EMV.MC.6 | 1-1103092-3                    |             |          |    |    |    |    |          |    |    |    |    |          |    |    |    |    |          |    |    |    |    |          |     |     |     |     |          |     |     |     |     |          |     |     |     |     |  |  |              |             |
|   |          |     | HG-Q.10.MC.7                   | 0-1103092-7                    |             |          |    |    |    |    |          |    |    |    |    |          |    |    |    |    |          |    |    |    |    |          |     |     |     |     |          |     |     |     |     |          |     |     |     |     |  |  |              |             |
|   |          |     | <b>EMV</b><br>HG-Q.10-EMV.MC.7 | 1-1103092-4                    |             |          |    |    |    |    |          |    |    |    |    |          |    |    |    |    |          |    |    |    |    |          |     |     |     |     |          |     |     |     |     |          |     |     |     |     |  |  |              |             |

**Passende Crimpkontakte Seite 36/Suitable Crimp contacts page 36**

**HG-Q Zubehör/Accessories**

**Baugröße/Size Q**

Kunststoff, glasfaserverstärkt

**EMV:** Schutz gegen elektromagnetische Beeinflussung

*Plastic glass-fibre reinforced*

**EMV:** Protection against electro-magnetic interference

**IP 65**

| Bezeichnung<br>Description  | Metr.                                  | PG | Bestelltext<br>Designation   | Bestell-Nr.<br>Order No.   |
|---|--|----|--|--|
| <p>Flanschdichtung für HG-Q.8 Anbaugehäuse<br/>Flange sealing for HG-Q.8 Surface Mount Housing</p>  |  |    | <p><b>Leitend / Conductive</b><br/>HG-Q.FI-dicht-L</p>   | 0-1108794-2  |
| <p>Adapterplatte für HG-Q.10, IP 65 aus Kunststoff<br/>Adaptor flange for HG-Q.10, IP 65 plastic</p>  |  |    | <p>HG-Q.10.FL.1<br/>HG-Q.10.FL.2</p> <p><b>EMV</b><br/>HG-Q.10-EMV.FL.1<br/>HG-Q.10-EMV.FL.2</p>                                     | <p>0-1103093-1<br/>0-1103093-2</p> <p>0-1103093-3<br/>0-1103093-4</p>                              |
| <p>Hut-Verschraubung M, IP 68 aus Kunststoff<br/>Gland fitting, IP 68 plastic</p> <p>Gelb/Yellow<br/>Grau/Grey<br/>Schwarz/Black<br/>Grün/Green<br/>Rot/Red<br/>Weiß/White</p> <p>Alle Hut-Verschraubungen werden mit schwarzen M25 Druckschrauben geliefert<br/>All glands are supplied with a black M25 nut</p> | M25<br>M25<br>M25<br>M25<br>M25<br>M25 |    | <p>HG-Q.M25.6,5/4,0<br/>HG-Q.M25.8,0/5,0<br/>HG-Q.M25.9,5/6,5<br/>HG-Q.M25.10,5/7,0<br/>HG-Q.M25.13,0/9,0<br/>HG-Q.M25.15,5/11,5</p> | <p>0-1103074-1<br/>0-1103074-2<br/>0-1103074-3<br/>0-1103074-4<br/>0-1103074-5<br/>0-1103074-6</p> |
| <p>Abdeckung für alle HG-Q Gehäuse/Cover for all HG-Q housings</p>  |  |    | Set-HG-Q.8.SKP   | 0-1108818-1  |
| <p>Sicherheitsstift für Q.5 und Q.8, HE, HEE<br/>Coding pin for Q.5 and Q.8, HE, HEE</p>  |  |    | Sich-Stift.HVE.C   | 0-1110984-4  |

**HA.10 Kontakteinsätze/Contact inserts**

**Baugröße/Size 2**







Schraubanschluss, Federzug-Anschluss,  
Crimpanschluss für gedrehte HE/HA Crimpkontakte

**Kontaktzahlen  
No. of contacts**

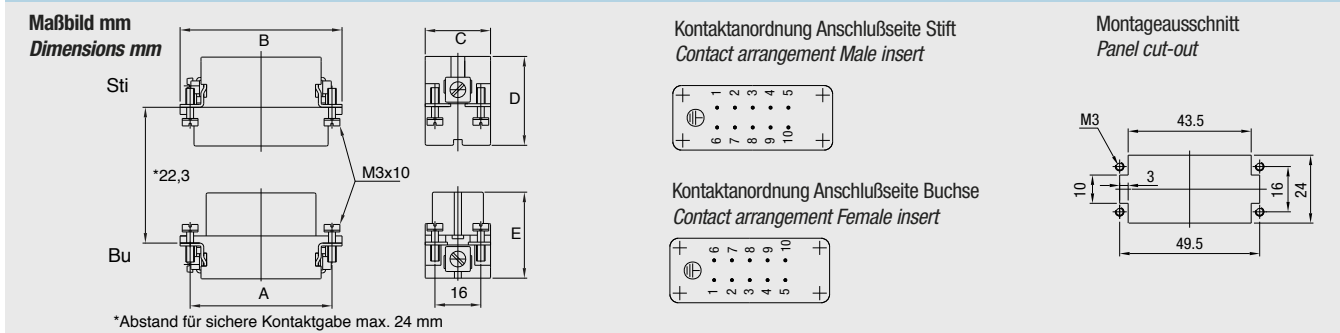
*Screw terminal, Spring Clamp terminal,  
Crimp terminal for screw machined HE/HA crimp contacts*

**10 +**

**250 V/16A**

| Bezeichnung<br>Description  | Bestelltext<br>Designation | Bestell-Nr./Order No.       |                               |    |    |   |    |      |    |    |    |    |  |  |  |
|---|----------------------------|-----------------------------|-------------------------------|----|----|---|----|------|----|----|----|----|--|--|--|
|   |                            | Stifteinsatz<br>Male insert | Buchseinsatz<br>Female insert |    |    |   |    |      |    |    |    |    |  |  |  |
| <p>Stifteinsatz/Male insert</p> <p>Schraubanschluss/Screw terminal</p>   | HA.10.Sti.S.B1-10          | 1-1103414-1                 |                               |    |    |   |    |      |    |    |    |    |  |  |  |
| <p>Buchseinsatz/Female insert</p>    | HA.10.Bu.S.B1-10           |                             | 1-1103415-1                   |    |    |   |    |      |    |    |    |    |  |  |  |
| <p>Federzug-Anschluss/Spring Clamp terminal</p>   | HA.10.Sti.SC.B1-10         | 7-1103414-1                 |                               |    |    |   |    |      |    |    |    |    |  |  |  |
|    | HA.10.Bu.SC.B1-10          |                             | 7-1103415-1                   |    |    |   |    |      |    |    |    |    |  |  |  |
| <p>Crimpanschluss/Crimp terminal</p>   | HA.10.Sti.C.B1-10          | 2-1103414-3                 |                               |    |    |   |    |      |    |    |    |    |  |  |  |
|    | HA.10.Bu.C.B1-10           |                             | 2-1103415-3                   |    |    |   |    |      |    |    |    |    |  |  |  |
| <p>Maße/Dimensions</p> <table border="1"> <tr> <td></td> <td>A</td> <td>B</td> <td>C</td> <td>D</td> <td>E</td> </tr> <tr> <td>mm</td> <td>49,5</td> <td>57</td> <td>23</td> <td>31</td> <td>28</td> </tr> </table> |                            | A                           | B                             | C  | D  | E | mm | 49,5 | 57 | 23 | 31 | 28 |  |  |  |
|   | A                          | B                           | C                             | D  | E  |   |    |      |    |    |    |    |  |  |  |
| mm  | 49,5                       | 57                          | 23                            | 31 | 28 |   |    |      |    |    |    |    |  |  |  |

Passende Crimpkontakte siehe Seite 37, Passende Crimpwerkzeuge siehe Seite 37  
Suitable Crimp contacts see page 37, Suitable Crimping tools see page 37



**HN.D.15 Kontakteinsätze/Contact inserts**

**Baugröße/Size 2**



Crimpanschluss für gedrehte HN.D Crimpkontakte

**Kontaktzahlen  
No. of contacts**

*Crimp terminal for screw machined HN.D crimp contacts*

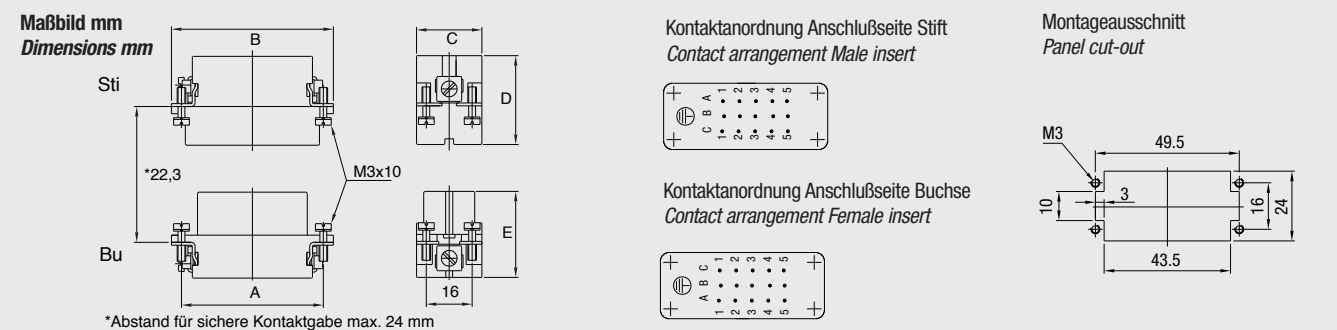
**15 +**

**250 V/10 A**

| Bezeichnung<br>Description   | Bestelltext<br>Designation | Bestell-Nr./Order No.       |                               |
|--|----------------------------|-----------------------------|-------------------------------|
|  |                            | Stifteinsatz<br>Male insert | Buchseinsatz<br>Female insert |
| <div style="display: flex; justify-content: space-around;"> <div style="text-align: center;"> <p>Stifteinsatz/Male insert</p>  </div> <div style="text-align: center;"> <p>Buchseinsatz/Female insert</p>  </div> </div> |                            |                             |                               |
| <p>Crimpanschluss/Crimp terminal</p>   |                            |                             |                               |
|  | HN.D.15.Sti.C              | 2-1103106-3                 |                               |
|  | HN.D.15.Bu.C               |                             | 2-1103107-3                   |

| Maße/Dimensions | A    | B  | C  | D  | E  |
|-----------------|------|----|----|----|----|
| mm              | 49,5 | 57 | 23 | 35 | 35 |

Passende Crimpkontakte siehe Seite 34, Passende Crimpwerkzeuge siehe Seite 34  
 Suitable Crimp contacts see page 34, Suitable Crimping tools see page 34



**HD.15 Kontakteinsätze/Contact inserts**

**Baugröße/Size 2**





Crimpanschluss für gestanzte HD.M Crimpkontakte

**Kontaktzahlen  
No. of contacts**

*Crimp terminal for stamped HD .Mcrimp contacts*

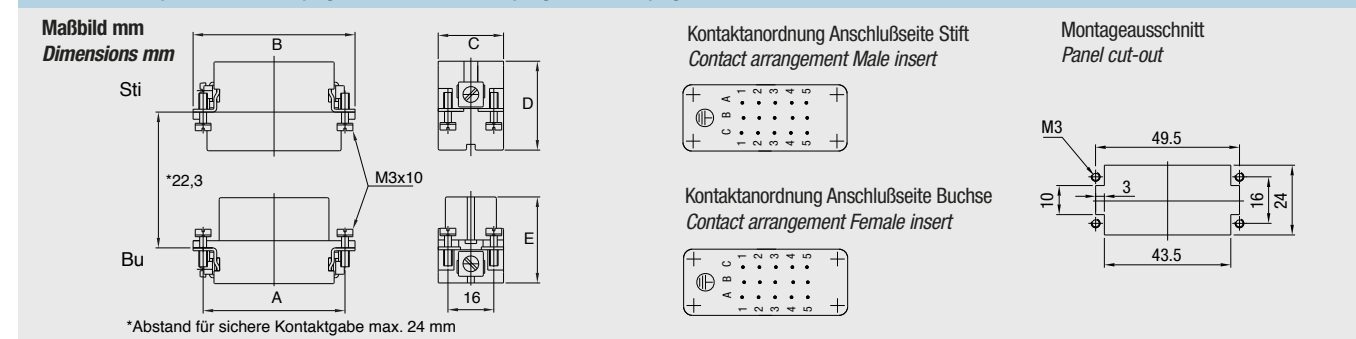
**15 +**

**250 V/10 A**

| Bezeichnung<br>Description   | Bestelltext<br>Designation | Bestell-Nr./Order No.       |                               |
|--|----------------------------|-----------------------------|-------------------------------|
|  |                            | Stifteinsatz<br>Male insert | Buchseinsatz<br>Female insert |
| <div style="display: flex; justify-content: space-around;"> <div style="text-align: center;"> <p>Stifteinsatz/Male insert</p>  </div> <div style="text-align: center;"> <p>Buchseinsatz/Female insert</p>  </div> </div> | HD.15.Sti.C                | 2-1103004-3                 |                               |
| <div style="display: flex; justify-content: space-around;"> <div style="text-align: center;"> <p>Stifteinsatz/Male insert</p>  </div> <div style="text-align: center;"> <p>Buchseinsatz/Female insert</p>  </div> </div> | HD.15.Bu.C                 |                             | 2-1103005-3                   |

| Maße/Dimensions | A    | B  | C  | D  | E  |
|-----------------|------|----|----|----|----|
| mm              | 49,5 | 57 | 23 | 35 | 35 |

Passende Crimpkontakte siehe Seite 35, Passende Crimpwerkzeuge siehe Seite 35  
 Suitable Crimp contacts see page 35, Suitable Crimping tools see page 35





HA.10/HD.15 Gehäuse/Housings

Baugröße/Size 2

Pulverbeschichtet, silbergrau

Powder-coated, silver-grey

Längsbügel am Unterteil/Side clip at housing bottom

IP 65

| Bezeichnung<br>Description   | Metr.      | PG       | Bestelltext<br>Designation   | Bestell-Nr.<br>Order No.                                 |
|--|------------|----------|--|--|
| <p><b>Steckergehäuse:</b> Kabeleingang seitlich, Standard Bauform<br/><i>Hood: Side entry, Standard construction</i></p> | M20<br>M25 | 13<br>16 | HA.10.STS.1.13.G<br>HA.10.STS.1.16.G<br>HA.10.STS.1.M.20.G<br>HA.10.STS.1.M.25.G | 0-1102599-3<br>1-1102117-7<br>0-1106411-2<br>0-1106411-6 |
| <p><b>Steckergehäuse:</b> Kabeleingang seitlich, Hohe Bauform<br/><i>Hood: Side entry, High construction</i></p>         | M25        | 16<br>21 | HD.15.STS.1.16.G<br>HD.15.STS.1.21.G<br>HD.15.STS.1.M.25.G                       | 1-1102427-7<br>1-1102430-7<br>0-1106414-2                |
| <p><b>Steckergehäuse:</b> Kabeleingang oben, Standard Bauform<br/><i>Hood: Top entry, Standard construction</i></p>      | M20        | 16       | HA.10.STO.1.16.G<br>HA.10.STO.1.M.20.G   | 1-1102120-7<br>0-1106411-1                               |
| <p><b>Steckergehäuse:</b> Kabeleingang oben, Hohe Bauform<br/><i>Hood: Top entry, High construction</i></p>              | M25        | 16<br>21 | HD.15.STO.1.16.G<br>HD.15.STO.1.21.G<br>HD.15.STO.1.M.25.G                       | 1-1102433-7<br>1-1102436-7<br>0-1106414-1                |

Passende Kabelverschraubungen ab Seite 188/Suitable Cable fittings from page 188

**HA.10/HD.15 Gehäuse/Housings**

**Baugröße/Size 2**

Pulverbeschichtet, silbergrau

Powder-coated, silver-grey

**Längsbügel am Unterteil/Side clip at housing bottom**

**IP 65**

| Bezeichnung<br>Description  | Metr.        | PG                       | Bestelltext<br>Designation  | Bestell-Nr.<br>Order No.  |
|---|--------------|--------------------------|---|---|
| <p><b>Anbaugehäuse:</b> Kabeleingang unten, Standard Bauform<br/><i>Surface mounted housing: Bottom entry, Standard construction</i></p>  |              |                          | HA.10.AG-LB   | 1-1102121-2   |
| <p><b>Anbaugehäuse:</b> Kabeleingang unten, Standard Bauform<br/><i>Surface mounted housing: Bottom entry, Standard construction</i></p> <p>Montageausschnitt/Panel cut-out</p> |              |                          | HA.10.AGD-LB  | 1-1102122-2   |
| <p><b>Sockelgehäuse:</b> Kabeleingang seitlich, Standard Bauform<br/><i>Surface mounted housing: Side entry, Standard construction</i></p>                                      | M20<br>2xM20 | 16<br>2x16               | HA.10.SG-LB.1.16.Z<br>HA.10.SG-LB.2.16.Z<br>HA.10.SG-LB.1.M20.Z<br>HA.10.SG-LB.2.M20.Z                      | 1-1102124-2<br>1-1102126-2<br>0-1103057-1<br>0-1106410-2                |
| <p><b>Sockelgehäuse:</b> Kabeleingang seitlich, Hohe Bauform<br/><i>Surface mounted housing: Side entry, High construction</i></p>  | 2xM25        | 16<br>21<br>2x16<br>2x21 | HD.15.SG-LB.1.16.Z<br>HD.15.SG-LB.1.21.Z<br>HD.15.SG-LB.2.16.Z<br>HD.15.SG-LB.2.21.Z<br>HD.15.SG-LB.2.M25.Z | 1-1102438-2<br>1-1102442-2<br>1-1102440-2<br>1-1102444-2<br>0-1106413-2 |

**Passende Kabelverschraubungen ab Seite 188/Suitable Cable fittings from page 188**

HA.10/HD.15 Gehäuse/Housings

Baugröße/Size 2

Pulverbeschichtet, silbergrau

Powder-coated, silver-grey

Längsbügel am Unterteil/Side clip at housing bottom

IP 65

| Bezeichnung<br>Description   | Metr.        | PG                       | Bestelltext<br>Designation   | Bestell-Nr.<br>Order No.  |
|--|--------------|--------------------------|--|---|
| <p><b>Sockelgehäuse:</b> Kabeleingang seitlich, Standard Bauform<br/><i>Surface mounted housing: Side entry, Standard construction</i></p> | M20<br>2xM20 | 16<br>2x16               | HA.10.SGD-LB.1.16.Z<br>HA.10.SGD-LB.2.16.Z<br>HA.10.SGD-LB.1.M20.Z<br>HA.10.SGD-LB.2.M20.Z                       | 1-1102128-2<br>1-1102130-2<br>0-1103057-2<br>0-1106410-1                |
| <p><b>Sockelgehäuse:</b> Kabeleingang seitlich, Hohe Bauform<br/><i>Surface mounted housing: Side entry, High construction</i></p>         | 2xM25        | 16<br>21<br>2x16<br>2x21 | HD.15.SGD-LB.1.16.Z<br>HD.15.SGD-LB.1.21.Z<br>HD.15.SGD-LB.2.16.Z<br>HD.15.SGD-LB.2.21.Z<br>HD.15.SGD-LB.2.M25.Z | 1-1102446-2<br>1-1102450-2<br>1-1102448-2<br>1-1102452-2<br>0-1106413-1 |
| <p><b>Kupplungsgehäuse:</b> Kabeleingang unten, Standard Bauform<br/><i>Cable-to-cable hood: Bottom entry, Standard construction</i></p>   | M20          | 16                       | HA.10.KDO-LB.1.16.G<br>HA.10.KDO-LB.1.M20.G  | 1-1102133-2<br>0-1106409-1  |
| <p><b>Kupplungsgehäuse:</b> Kabeleingang unten, Hohe Bauform<br/><i>Cable-to-cable hood: Bottom entry, High construction</i></p>           | M25          | 16<br>21                 | HD.15.KDO-LB.1.16.G<br>HD.15.KDO-LB.1.21.G<br>HD.15.KDO-LB.1.M25.G   | 1-1102455-2<br>1-1102458-2<br>0-1106412-1                               |

Passende Kabelverschraubungen ab Seite 188/Suitable Cable fittings from page 188

**HE.6 Kontakteinsätze/Contact inserts**

**Baugröße/Size 3**







Schraubanschluss, Federzug-Anschluss,  
Crimpanschluss für gedrehte HE/HA Crimpkontakte

**Kontaktzahlen  
No. of contacts**

*Screw terminal, Spring Clamp terminal,  
Crimp terminal for screw machined HE/HA crimp contacts*

**6 +**

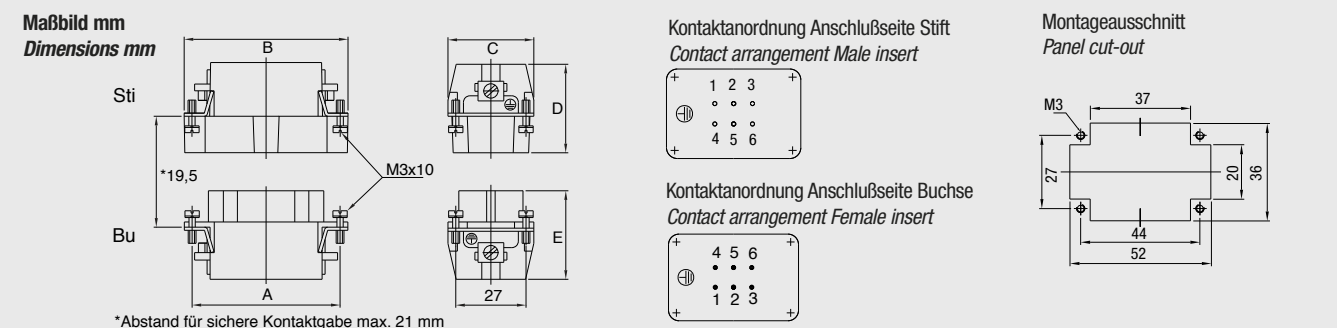
**400 V/16 A**

| Bezeichnung<br>Description   | Bestelltext<br>Designation | Bestell-Nr./Order No.       |                               |
|--|----------------------------|-----------------------------|-------------------------------|
|  |                            | Stifteinsatz<br>Male insert | Buchseinsatz<br>Female insert |
| <p>Stifteinsatz/Male insert</p> <p>Schraubanschluss/Screw terminal</p>  | HE.6.Sti.S                 | 1-1103634-1                 |                               |
| <p>Buchseinsatz/Female insert</p>                                       | HE.6.Bu.S                  |                             | 1-1103635-1                   |
| <p>Federzug-Anschluss/Spring Clamp terminal</p>                        | HE.6.Sti.SC                | 7-1103634-1                 |                               |
|   | HE.6.Bu.SC                 |                             | 7-1103635-1                   |
| <p>Crimpanschluss/Crimp terminal</p>                                  | HE.6.Sti.C                 | 2-1103634-3                 |                               |
|   | HE.6.Bu.C                  |                             | 2-1103635-3                   |

| Maße/Dimensions | A  | B  | C  | D  | E  |
|-----------------|----|----|----|----|----|
| mm              | 44 | 52 | 33 | 34 | 35 |

Passende Crimpkontakte siehe Seite 37, Passende Crimpwerkzeuge siehe Seite 37  
Suitable Crimp contacts see page 37, Suitable Crimping tools see page 37



**HEE.10 Kontakteinsätze/Contact inserts**

**Baugröße/Size 3**



Crimpanschluss für gedrehte HE Crimpkontakte

**Kontaktzahlen  
No. of contacts**

*Crimp terminal for screw machined HE crimp contacts*

**10 +**

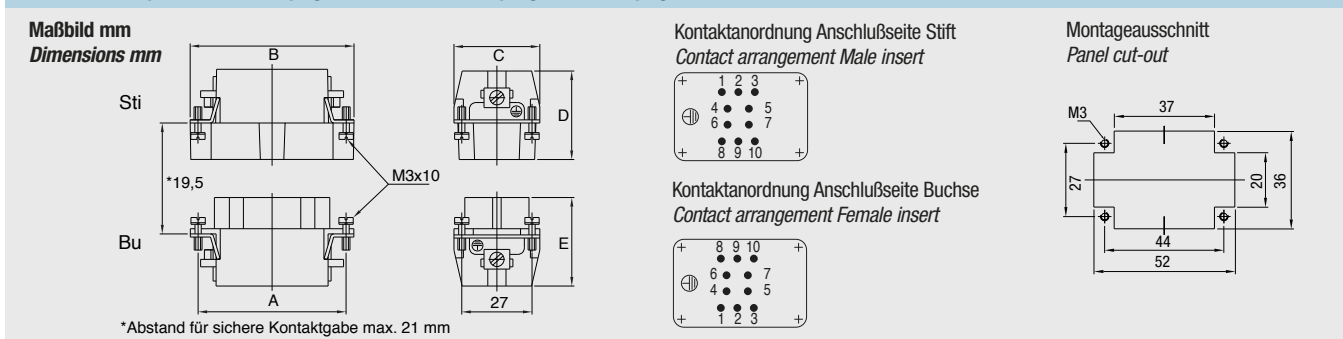
**500 V/16 A**

| Bezeichnung<br>Description  | Bestelltext<br>Designation               | Bestell-Nr./Order No.              |                                    |
|---|--|------------------------------------|------------------------------------|
|   |  | Stifteinsatz<br>Male insert        | Buchseinsatz<br>Female insert      |
| <div style="display: flex; justify-content: space-between;"> <div style="width: 45%;"> <p>Stifteinsatz/Male insert</p> <p>Crimpanschluss/Crimp terminal</p>  </div> <div style="width: 45%;"> <p>Buchseinsatz/Female insert</p>  </div> </div> | <p>HEE.10.Sti.C<br/>HEE.10.Sti.C.FS*</p> | <p>0-1102918-1<br/>0-1102918-2</p> |                                    |
|   | <p>HEE.10.Bu.C<br/>HEE.10.Bu.C.FS*</p>   |                                    | <p>0-1102919-1<br/>0-1102919-2</p> |

\*Kunststoff ist I2F1 qualifiziert nach NF-F 16-101, 102  
Plastic is qualified I2F1 according NF-F 16-101, 102

| Maße/Dimensions | A  | B  | C  | D  | E  |
|-----------------|----|----|----|----|----|
| mm              | 44 | 51 | 33 | 34 | 37 |

Passende Crimpkontakte siehe Seite 37, Passende Crimpwerkzeuge siehe Seite 37  
Suitable Crimp contacts see page 37, Suitable Crimping tools see page 37



**HVT.8 Kontakteinsätze/Contact inserts**

**Baugröße/Size 3**



Crimpanschluss für gedrehte HVT Crimpkontakte

**Kontaktzahlen  
No. of contacts**

*Crimp terminal for screw machined HVT crimp contacts*

**8 +**

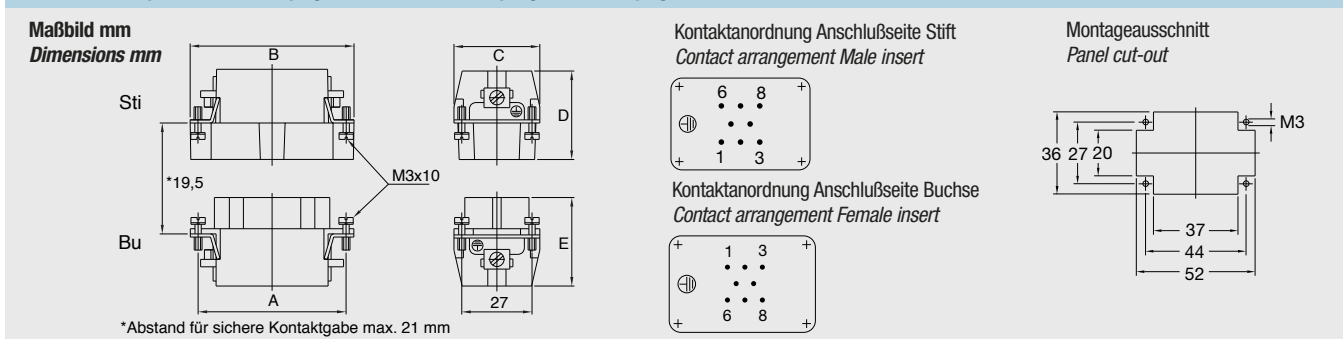
**400 V/16 A**

| Bezeichnung<br>Description   | Bestelltext<br>Designation | Bestell-Nr./Order No.       |                               |
|--|----------------------------|-----------------------------|-------------------------------|
|  |                            | Stifteinsatz<br>Male insert | Buchseinsatz<br>Female insert |
| Stifteinsatz/Male insert<br><br>Crimpanschluss/Crimp terminal<br><br> | HVT.8.Sti.C                | 2-1104000-3                 |                               |
| Buchseinsatz/Female insert<br><br>                                   | HVT.8.Bu.C                 |                             | 2-1104002-3                   |

| Maße/Dimensions | A  | B  | C  | D  | E  |
|-----------------|----|----|----|----|----|
| mm              | 44 | 51 | 33 | 35 | 40 |

Passende Crimpkontakte siehe Seite 38, Passende Crimpwerkzeuge siehe Seite 38  
 Suitable Crimp contacts see page 38, Suitable Crimping tools see page 38



**HD.16 Kontakteinsätze/Contact inserts**

**Baugröße/Size 3**



Crimpanschluss für gestanzte HD.M Crimpkontakte

**Kontaktzahlen  
No. of contacts**

*Crimp terminal for stamped HD.M crimp contacts*

**16 +**

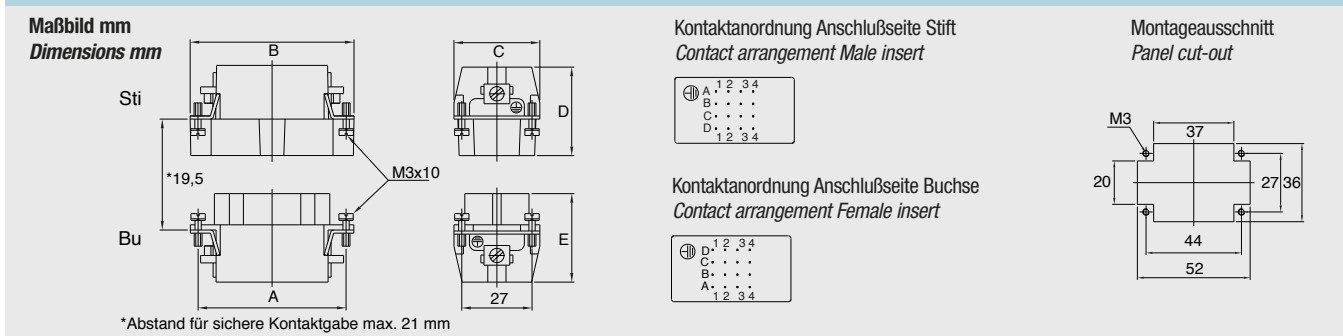
**250 V/10 A**

| Bezeichnung<br>Description  | Bestelltext<br>Designation | Bestell-Nr./Order No.       |                               |
|---|----------------------------|-----------------------------|-------------------------------|
|   |                            | Stifteinsatz<br>Male insert | Buchseinsatz<br>Female insert |
| <div style="display: flex; justify-content: space-around;"> <div style="text-align: left;"> <p>Stifteinsatz/Male insert</p> <p>Crimpanschluss/Crimp terminal</p>  </div> <div style="text-align: left;"> <p>Buchseinsatz/Female insert</p>  </div> </div> | HD.16.Sti.C                | 2-1103006-3                 |                               |
|   | HD.16.Bu.C                 |                             | 2-1103007-3                   |

| Maße/Dimensions | A  | B  | C  | D  | E  |
|-----------------|----|----|----|----|----|
| mm              | 44 | 51 | 33 | 35 | 35 |

Passende Crimpkontakte siehe Seite 35, Passende Crimpwerkzeuge siehe Seite 35  
 Suitable Crimp contacts see page 35, Suitable Crimping tools see page 35



**HN.2D.24 Kontakteinsätze/Contact inserts**

**Baugröße/Size 3**




Crimpanschluss für gedrehte HN.D Crimpkontakte

**Kontaktzahlen  
No. of contacts**

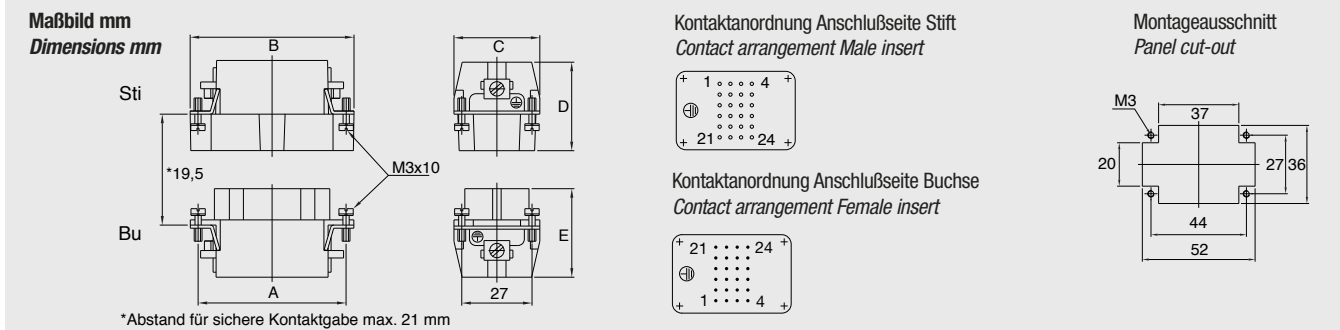
*Crimp terminal for screw machined HN.D crimp contacts*

**24 +**

**250 V/10 A**

| Bezeichnung<br>Description  | Bestelltext<br>Designation                    | Bestell-Nr./Order No.       |                               |      |    |   |    |    |    |    |      |    |  |  |  |
|---|---|-----------------------------|-------------------------------|------|----|---|----|----|----|----|------|----|--|--|--|
|   |   | Stifteinsatz<br>Male insert | Buchseinsatz<br>Female insert |      |    |   |    |    |    |    |      |    |  |  |  |
| <div style="display: flex; justify-content: space-around;"> <div style="text-align: center;"> <p>Stifteinsatz/Male insert</p>  </div> <div style="text-align: center;"> <p>Buchseinsatz/Female insert</p>  </div> </div> <p>Crimpanschluss/Crimp terminal</p>  | <p>HN.2D.24.Sti.C</p><br><p>HN.2D.24.Bu.C</p> | <p>2-1103200-3</p>          | <p>2-1103202-3</p>            |      |    |   |    |    |    |    |      |    |  |  |  |
| <table border="1"> <thead> <tr> <th>Maße/Dimensions</th> <th>A</th> <th>B</th> <th>C</th> <th>D</th> <th>E</th> </tr> </thead> <tbody> <tr> <td>mm</td> <td>44</td> <td>55</td> <td>34</td> <td>36,5</td> <td>37</td> </tr> </tbody> </table>   | Maße/Dimensions                               | A                           | B                             | C    | D  | E | mm | 44 | 55 | 34 | 36,5 | 37 |  |  |  |
| Maße/Dimensions   | A   | B                           | C                             | D    | E  |   |    |    |    |    |      |    |  |  |  |
| mm  | 44  | 55                          | 34                            | 36,5 | 37 |   |    |    |    |    |      |    |  |  |  |

Passende Crimpkontakte siehe Seite 34, Passende Crimpwerkzeuge siehe Seite 34  
 Suitable Crimp contacts see page 34, Suitable Crimping tools see page 34





**HSK 4+2 Kontakteinsätze/Contact inserts**

**Baugröße/Size 3**



Schraubanschluss

**Kontaktzahlen  
No. of contacts**

*Screw terminal*

**4 + 2 +**

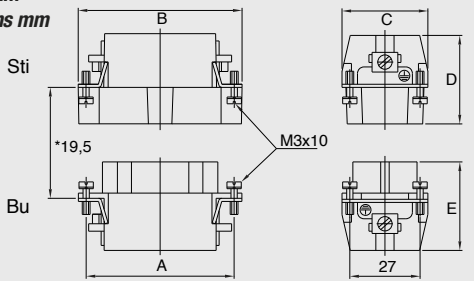
**500V/40A + 400 V/16 A**

| Bezeichnung<br>Description  | Bestelltext<br>Designation | Bestell-Nr./Order No.       |                               |
|---|----------------------------|-----------------------------|-------------------------------|
|   |                            | Stifteinsatz<br>Male insert | Buchseinsatz<br>Female insert |
| Stifteinsatz/Male insert<br><br>Schraubanschluss/Screw termination<br><br> | HSK.4+2.Bu.S               |                             | 0-1103084-1                   |
| Buchseinsatz/Female insert<br><br>   | HSK.4+2.Sti.S              | 0-1103085-1                 |                               |

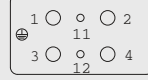
| Maße/Dimensions | A  | B  | C  | D    | E  |
|-----------------|----|----|----|------|----|
| mm              | 44 | 55 | 34 | 36,5 | 37 |

**Maßbild mm**  
Dimensions mm

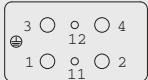


\*Abstand für sichere Kontaktgabe max. 21 mm

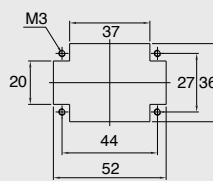
**Kontaktanordnung Anschlußseite Stift**  
Contact arrangement Male insert



**Kontaktanordnung Anschlußseite Buchse**  
Contact arrangement Female insert


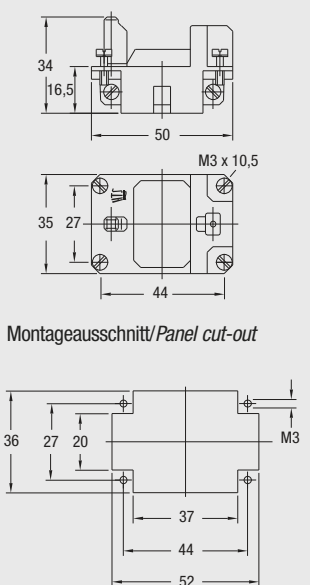

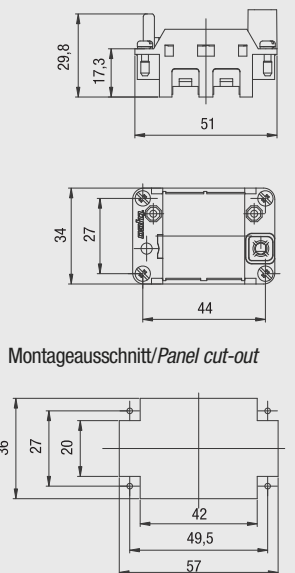


**Montageausschnitt**  
Panel cut-out



**Modul Halterahmen/Module Fixing Frame**

**Baugröße/Size 3**

| Bezeichnung<br>Description  | Bestelltext<br>Designation         | Bestell-Nr./Order No.<br>Oberteil<br>Top part      Unterteil<br>Bottom part |                    |
|---|------------------------------------|---|--------------------|
| <p>Halterahmen/Fixing frame</p>  <p>Für Modul MDL Seite 194–203<br/>For module MDL page 194–203</p>  <p>Montageausschnitt/Panel cut-out</p>   | <p>MDL2-GR.0/U-3</p>               | <p>0-1108784-1</p>  | <p>0-1108784-1</p> |
| <p>Halterahmen/Fixing frame</p>  <p>Für Modul HVS Seite 204–212<br/>For module HVS page 204–212</p>  <p>Montageausschnitt/Panel cut-out</p> | <p>HVS-R.0 1-2<br/>HVS-R.U 1-2</p> | <p>0-1103250-7</p>  | <p>0-1103250-8</p> |

**HB.6, HB-K.6, HD.16, HD-K.16 Gehäuse/Housings**

**Baugröße/Size 3**

Pulverbeschichtet, silbergrau  
 K = korrosionsgeschützt, schwarz

*Powder-coated, silver-grey*  
*K = corrosion-resistant, black*

**Längsbügel am Unterteil/Side clip at housing bottom**

**IP 65**

| Bezeichnung<br>Description   | Metr. | PG | Bestelltext<br>Designation | Bestell-Nr.<br>Order No. |             |
|--|-------|----|----------------------------|--------------------------|-------------|
| <b>Steckergehäuse:</b> Kabeleingang seitlich, Standard Bauform<br><b>Hood:</b> Side entry, Standard construction<br> | M16   | 16 | HB.6.STS.1.16.G            | 1-1102240-7              |             |
|  | M20   |    | HB.6.STS.1.M16.G           | 0-1106419-8              |             |
|  | M25   |    | HB.6.STS.1.M20.G           | 0-1106419-7              |             |
|  |       |    | HB.6.STS.1.M25.G           | 0-1106419-2              |             |
| <b>Steckergehäuse:</b> Kabeleingang seitlich, Hohe Bauform<br><b>Hood:</b> Side entry, High construction<br>         | M25   | 21 | HD.16.STS.1.21.G           | 1-1102461-7              |             |
|  | M32   |    | HD.16.STS.1.M25.G          | 0-1102769-1              |             |
|  |       |    | HD.16.STS.1.M32.G          | 0-1106423-2              |             |
|  | M32   |    | 21                         | HD-K.16.STS.1.21.G       | 2-1102461-7 |
| <b>Steckergehäuse:</b> Kabeleingang seitlich, Keilform<br><b>Hood:</b> Side entry, Standard construction<br>         | M25   | 16 | HB-KF.6.STS.1.16.G         | 1-1102205-7              |             |
|  |       |    | HB-KF.6.STS.1.M25.G        | 0-1106420-1              |             |
|  | M25   |    | 16                         | HB-KF/K.6.STS.1.16.G     | 2-1102205-7 |
|  |       |    | HB-KF/K.6.STS.1.M25.G      | 0-1102899-1              |             |
| <b>Steckergehäuse:</b> Kabeleingang oben, Standard Bauform<br><b>Hood:</b> Top entry, Standard construction<br>      | M25   | 16 | HB.6.STO.1.13.G            | 0-1102064-1              |             |
|  |       |    | HB.6.STO.1.16.G            | 1-1102243-7              |             |
|  |       |    | HB.6.STO.1.M25.G           | 0-1106419-1              |             |
|  | M20   |    | 16                         | HB-K.6.STO.1.16.G        | 2-1102243-7 |
|  |       |    | HB-K.6.STO.1.M20.G         | 0-1106423-9              |             |
|  |       |    | HB-K.6.STO.1.M25.G         | 0-1106419-3              |             |

**Passende Kabelverschraubungen ab Seite 188/Suitable Cable fittings from page 188**

**HB.6, HB-K.6, HD.16, HD-K.16 Gehäuse/Housings**

**Baugröße/Size 3**

Pulverbeschichtet, silbergrau/K = korrosionsgeschützt, schwarz

*Powder-coated, silver-grey/K = corrosion-resistant, black*

**Längsbügel am Unterteil/Side clip at housing bottom**

**IP 65**

| Bezeichnung<br>Description   | Metr.        | PG         | Bestelltext<br>Designation  | Bestell-Nr.<br>Order No.                                 |
|--|--------------|------------|---|--|
| <b>Steckergehäuse:</b> Kabeleingang oben, Hohe Bauform<br><b>Hood:</b> Top entry, High construction<br>                                | M25<br>M32   | 29<br>21   | HD.16.STO.1.29.Z<br>HD.16.STO.1.21.G<br>HD.16.STO.1.M25.G<br>HD.16.STO.1.M32.G<br>Mit Korrosionsschutz<br>With corrosion protection     | 1-1102469-7<br>1-1102467-7<br>1-1106423-1<br>0-1106423-1 |
| <b>Anbaugehäuse:</b> Kabeleingang unten, Standard Bauform<br><b>Surface mounted housing:</b> Bottom entry, Standard construction<br>   | M32          | 21         | HB.6.AG-LB<br>Mit Korrosionsschutz<br>With corrosion protection<br>HB-K.6.AG-LB   | 1-1102244-2<br>2-1102244-2                               |
| <b>Anbaugehäuse:</b> Kabeleingang unten, Standard Bauform<br><b>Surface mounted housing:</b> Bottom entry, Standard construction<br>   | M32          | 21         | HB.6.AGD-LB<br>Mit Korrosionsschutz<br>With corrosion protection<br>HB-K.6.AGD-LB   | 1-1102246-2<br>2-1102246-2                               |
| <b>Sockelgehäuse:</b> Kabeleingang seitlich, Standard Bauform<br><b>Surface mounted housing:</b> Side entry, Standard construction<br> | M25<br>2xM25 | 16<br>2x16 | HB.6.SG-LB.1.16.Z<br>HB.6.SG-LB.2.16.Z<br>HB.6.SG-LB.1.M25.Z<br>HB.6.SG-LB.2.M25.Z<br>Mit Korrosionsschutz<br>With corrosion protection | 1-1102249-2<br>1-1102251-2<br>0-1103062-1<br>0-1106418-2 |
| <b>Sockelgehäuse:</b> Kabeleingang seitlich, Standard Bauform<br><b>Surface mounted housing:</b> Side entry, Standard construction<br> | 2xM25        | 16<br>2x16 | HB-K.6.SG-LB.1.16.Z<br>HB-K.6.SG-LB.2.16.Z<br>HB-K.6.SG-LB.2.M25.Z  | 2-1102249-2<br>2-1102251-2<br>0-1106418-4                |

**Passende Kabelverschraubungen ab Seite 188/Suitable Cable fittings from page 188**

**HB.6, HB-K.6, HD.16, HD-K.16 Gehäuse/Housings**

**Baugröße/Size 3**

Pulverbeschichtet, silbergrau/K = korrosionsgeschützt, schwarz

*Powder-coated, silver-grey/K = corrosion-resistant, black*

**Längsbügel am Unterteil/Side clip at housing bottom**

**IP 65**

| Bezeichnung<br>Description   | Metr.               | PG         | Bestelltext<br>Designation  | Bestell-Nr.<br>Order No.                                 |
|--|---------------------|------------|---|--|
| <b>Sockelgehäuse:</b> Kabeleingang seitlich, Hohe Bauform<br><i>Surface mounted housing: Side entry, High construction</i><br>         | 2xM32               | 21         | HD.16.SG-LB.1.21.Z  | 1-1102472-2  |
|  |                     | 2x21       | HD.16.SG-LB.2.21.Z<br>HD.16.SG-LB.2.M32.Z   | 1-1102474-2<br>0-1106422-2                               |
|  | 2xM32               | 21<br>2x21 | Mit Korrosionsschutz<br><i>With corrosion protection</i>                                |  |
|  |                     |            | HD-K.16.SG-LB.1.21.Z<br>HD-K.16.SG-LB.2.21.Z<br>HD-K.16.SG-LB.2.M32.Z                   | 2-1102472-2<br>2-1102474-2<br>0-1106422-4                |
| <b>Sockelgehäuse:</b> Kabeleingang seitlich, Standard Bauform<br><i>Surface mounted housing: Side entry, Standard construction</i><br> | M16<br>M20<br>2xM25 | 16         | HB.6.SGD-LB.1.16.Z  | 1-1102253-2  |
|  |                     | 2x16       | HB.6.SGD-LB.2.16.Z<br>HB.6.SGD-LB.1.M16.Z<br>HB.6.SGD-LB.1.M20.Z<br>HB.6.SGD-LB.2.M25.Z | 1-1102255-2<br>0-1102849-1<br>0-1102849-2<br>0-1106418-1 |
|  | 2xM25               | 16<br>2x16 | Mit Korrosionsschutz<br><i>With corrosion protection</i>                                |  |
|  |                     |            | HB-K.6.SGD-LB.1.16.Z<br>HB-K.6.SGD-LB.2.16.Z<br>HB-K.6.SGD-LB.2.M25.Z                   | 2-1102253-2<br>2-1102255-2<br>0-1106418-3                |
| <b>Sockelgehäuse:</b> Kabeleingang seitlich, Hohe Bauform<br><i>Surface mounted housing: Side entry, High construction</i><br>         | 2xM32               | 21         | HD.16.SGD-LB.1.21.Z   | 1-1102480-2  |
|  |                     | 2x21       | HD.16.SGD-LB.2.21.Z<br>HD.16.SGD-LB.2.M32.Z   | 1-1102482-2<br>0-1106422-1                               |
|  | 2xM32               | 21<br>2x21 | Mit Korrosionsschutz<br><i>With corrosion protection</i>                                |  |
|  |                     |            | HD-K.16.SGD-LB.1.21.Z<br>HD-K.16.SGD-LB.2.21.Z<br>HD-K.16.SGD-LB.2.M32.Z                | 2-1102480-2<br>2-1102482-2<br>0-1106422-3                |

**Passende Kabelverschraubungen ab Seite 188/Suitable Cable fittings from page 188**

**HB.6, HB-K.6, HD.16, HD-K.16 Gehäuse/Housings**

**Baugröße/Size 3**

Pulverbeschichtet, silbergrau/K = korrosionsgeschützt, schwarz

*Powder-coated, silver-grey/K = corrosion-resistant, black*

**Längsbügel am Unterteil/Side clip at housing bottom**

**IP 65**

| Bezeichnung<br>Description   | Metr. | PG | Bestelltext<br>Designation  | Bestell-Nr.<br>Order No.   |
|--|-------|----|---|----------------------------|
| <b>Kupplungsgehäuse: Kabeleingang unten, Standard Bauform</b><br><i>Cable-to-cable hood: Bottom entry, Standard construction</i><br> | M25   | 16 | HB.6.KDO-LB.1.16.G<br>HB.6.KDO-LB.1.M25.G   | 1-1102258-2<br>0-1106417-1 |
|  | M25   | 16 | Mit Korrosionsschutz<br><i>With corrosion protection</i><br>HB-K.6.KDO-LB.1.16.G<br>HB-K.6.KDO-LB.1.M25.G   | 2-1102258-2<br>0-1106417-2 |
| <b>Kupplungsgehäuse: Kabeleingang unten, Hohe Bauform</b><br><i>Cable-to-cable hood: Bottom entry, High construction</i><br>         | M32   | 13 | HB.6.KDO-LB.1.13.G  | 0-1102258-1                |
|  |       | 21 | HD.16.KDO-LB.1.21.G<br>HD.16.KDO-LB.1.M32.G   | 1-1102489-2<br>0-1106421-1 |
|  |       | 21 | Mit Korrosionsschutz<br><i>With corrosion protection</i><br>HD-K.16.KDO-LB.1.21.G<br>HD-K.16.KDO-LB.1.M32.G | 2-1102489-2<br>0-1106421-2 |
|  | M32   | 21 |   |                            |

**Passende Kabelverschraubungen ab Seite 188/Suitable Cable fittings from page 188**

**HB-Z.6, HB-K/Z.6, HD-Z.16, HD-K/Z.16 Gehäuse/Housings Baugröße/Size 3**

Pulverbeschichtet, silbergrau  
 K = korrosionsgeschützt, schwarz

*Powder-coated, silver-grey  
 K = corrosion-resistant, black*

**Zentralbügel am Steckergehäuse/Central locking clip on hood IP 65**

| Bezeichnung<br>Description   | Metr. | PG | Bestelltext<br>Designation   | Bestell-Nr.<br>Order No.   |
|--|-------|----|--|----------------------------|
| <b>Steckergehäuse:</b> Kabeleingang seitlich, Standard Bauform<br><b>Hood:</b> Side entry, Standard construction<br> | M25   | 16 | HB-Z.6.STS-ZB.1.16.G<br>HB-Z.6.STS-ZB.1.M25.G<br><br>Mit Korrosionsschutz<br>With corrosion protection       | 1-1102240-3<br>0-1106419-6 |
|  | M25   | 16 | HB-K/Z.6.STS-ZB.1.16.G<br>HB-K/Z.6.STS-ZB.1.M25.G  | 2-1102240-3<br>0-1106419-5 |
| <b>Steckergehäuse:</b> Kabeleingang seitlich, Hohe Bauform<br><b>Hood:</b> Side entry, High construction<br>         | M32   | 21 | HD-Z.16.STS-ZB.1.21.G<br>HD-Z.16.STS-ZB.1.M32.G<br><br>Mit Korrosionsschutz<br>With corrosion protection     | 1-1102461-3<br>0-1106423-5 |
|  |       | 21 | HD-K/Z.16.STS-ZB.1.21.G  | 2-1102461-3                |
| <b>Steckergehäuse:</b> Kabeleingang seitlich, Keilform<br><b>Hood:</b> Side entry, Standard construction<br>         | M25   | 16 | HB-KF-Z.6.STS-ZB.1.16.G<br>HB-KF-Z.6.STS-ZB.1.M25.G<br><br>Mit Korrosionsschutz<br>With corrosion protection | 1-1102205-3<br>0-1106420-3 |
|  | M25   | 16 | HB-KF/K-Z.6.STS-ZB.1.16.G<br>HB-KF/K-Z.6.STS-ZB.1.M25.G  | 2-1102205-3<br>0-1106420-2 |
| <b>Anbaugehäuse:</b> Kabeleingang unten<br><b>Surface mounted housing:</b> Bottom entry<br>                          |       |    | HB-Z.6.AG-ZVGR<br><br>Mit Korrosionsschutz<br>With corrosion protection                                      | 1-1102244-8                |
|  |       |    | HB-K/Z.6.AG-ZVGR   | 2-1102244-8                |

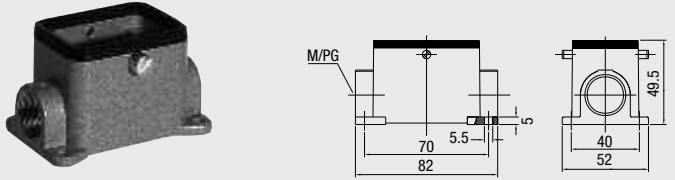
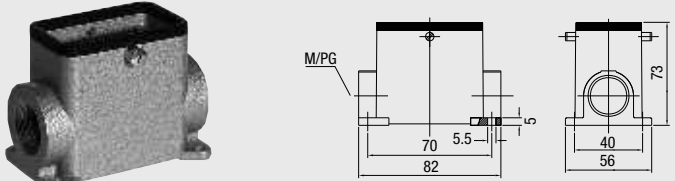
**Passende Kabelverschraubungen ab Seite 188/Suitable Cable fittings from page 188**

**HB-Z.6, HB-K/Z.6, HD-Z.16, HD-K/Z.16 Gehäuse/Housings Baugröße/Size 3**

Pulverbeschichtet, silbergrau/K = korrosionsgeschützt, schwarz

*Powder-coated, silver-grey/K = corrosion-resistant, black*

**Zentralbügel am Steckergehäuse/Central locking clip on hood IP 65**

| Bezeichnung<br>Description  | Metr.  | PG                        | Bestelltext<br>Designation | Bestell-Nr.<br>Order No. |  |
|---|--|---------------------------|----------------------------|--------------------------|--|
| <b>Sockelgehäuse: Kabeleingang seitlich, Standard Bauform</b><br><i>Surface mounted housing: Side entry, Standard construction</i><br> | M25  | 16                        | HB-Z.6.SG-ZVGR.1.16.Z      | 1-1102249-8              |  |
|   |  | 2x16                      | HB-Z.6.SG-ZVGR.2.16.Z      | 1-1102251-8              |  |
|   |  |                           | HB-Z.6.SG-ZVGR.2.M25.Z     | 0-1106418-6              |  |
|   | Mit Korrosionsschutz<br><i>With corrosion protection</i> |                           |                            |                          |  |
|   | 2xM25  | 16                        | HB-K/Z.6.SG-ZVGR.1.16.Z    | 2-1102249-8              |  |
|   |  | 2x16                      | HB-K/Z.6.SG-ZVGR.2.16.Z    | 2-1102251-8              |  |
|   |  | HB-K/Z.6.SG-ZVGR.2.M25.Z  | 0-1106418-5                |                          |  |
| <b>Sockelgehäuse: Kabeleingang seitlich, Hohe Bauform</b><br><i>Surface mounted housing: Side entry, High construction</i><br>        | 2xM32  | 21                        | HD-Z.16.SG-ZVGR.1.21.Z     | 1-1102472-8              |  |
|   |  | 2x21                      | HD-Z.16.SG-ZVGR.2.21.Z     | 1-1102474-8              |  |
|   |  |                           | HD-Z.16.SG-ZVGR.2.M32.Z    | 0-1106422-5              |  |
|   | Mit Korrosionsschutz<br><i>With corrosion protection</i> |                           |                            |                          |  |
|   | 2xM32  | 21                        | HD-K/Z.16.SG-ZVGR.1.21.Z   | 2-1102472-8              |  |
|   |  | 2x21                      | HD-K/Z.16.SG-ZVGR.2.21.Z   | 2-1102474-8              |  |
|   |  | HD-K/Z.16.SG-ZVGR.2.M32.Z | 1-1106469-1                |                          |  |

**Passende Kabelverschraubungen ab Seite 188/Suitable Cable fittings from page 188**


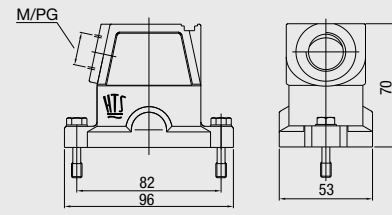

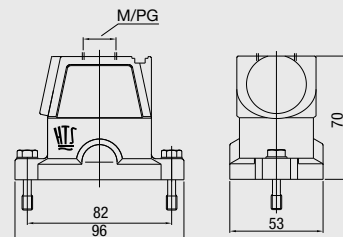

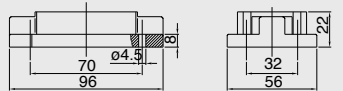
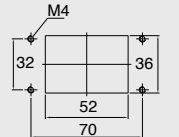

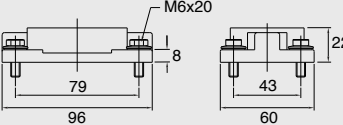
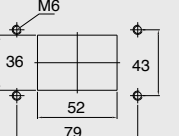


**HIP.6/16, HIP-K.6/16, EMV-K.6/16 Gehäuse/Housings Baugröße/Size 3**

**HIP:** Druckdicht, silbergrau, **HIP-K:** Korrosionsgeschützt, schwarz  
**EMV-K:** Schutz gegen elektromagnetische Beeinflussung, druckdicht, korrosionsgeschützt, schwarz

**HIP:** Pressure-tight, silver-grey, **HIP-K:** Housings corrosion-resistant, black  
**EMV-K:** Protection against electro-magnetic interference, pressure-tight, housings corrosion-resistant, black

**Schraubverriegelung am Oberteil/Screw lock on hood IP 68**

| Bezeichnung<br>Description  | Metr.      | PG             | Bestelltext<br>Designation   | Bestell-Nr.<br>Order No.                                 |
|---|------------|----------------|--|--|
| <b>Steckergehäuse:</b> Kabeleingang seitlich<br><b>Hood:</b> Side entry<br>   | M25        | 16             | <b>HIP</b><br>HIP.6/16.STS.1.16.G<br>HIP.6/16.STS.1.M25.G  | 1-1102631-5<br>0-1106425-2                               |
|   | M25        | 16<br>21       | <b>HIP-K</b><br>HIP-K.6/16.STS.1.16.G<br>HIP-K.6/16.STS.1.21.G<br>HIP-K.6/16.STS.1.M25.G                           | 2-1102631-5<br>2-1102633-5<br>0-1106425-4                |
|   | M25        | 16             | <b>EMV-K</b><br>EMV-K.6/16.STS.1.16.G<br>EMV-K.6/16.STS.1.M25.G  | 4-1102704-5<br>0-1106416-4                               |
| <b>Steckergehäuse:</b> Kabeleingang oben<br><b>Hood:</b> Top entry<br>    | M32        | 16             | <b>HIP</b><br>HIP.6/16.STO.1.16.G<br>HIP.6/16.STO.1.M32.G  | 1-1102635-5<br>0-1106425-1                               |
|   | M25<br>M32 | 16<br>21       | <b>HIP-K</b><br>HIP-K.6/16.STO.1.16.G<br>HIP-K.6/16.STO.1.21.G<br>HIP-K.6/16.STO.1.M25.G<br>HIP-K.6/16.STO.1.M32.G | 2-1102635-5<br>2-1102637-5<br>0-1106425-6<br>0-1106425-3 |
|   | M32        | 13<br>16<br>21 | <b>EMV-K</b><br>EMV-K.6/16.STO.1.13.G<br>EMV-K.6/16.STO.1.16.G<br>EMV-K.6/16.STO.1.21.G<br>EMV-K.6/16.STO.1.M32.G  | 0-1108719-1<br>4-1102706-5<br>4-1102707-5<br>0-1106416-3 |
| <b>Anbaugehäuse:</b> Kabeleingang unten<br><b>Surface mounted housing:</b> Bottom entry<br>  <p>Montageausschnitt/Panel cut-out</p>  |            |                | <b>HIP</b><br>HIP.6/16.AG  | 1-1102638-5  |
|   |            |                | <b>HIP-K</b><br>HIP-K.6/16.AG  | 2-1102638-5  |
|   |            |                | <b>EMV-K</b><br>EMV-K.6/16.AG  | 4-1102710-5  |
| <b>Anbaugehäuse:</b> Kabeleingang unten<br><b>Surface mounted housing:</b> Bottom entry<br>  <p>Montageausschnitt/Panel cut-out</p>  |            |                | <b>HIP</b><br>HIP.6/16.AG.M6   | 1-1102606-5  |
|   |            |                | <b>HIP-K</b><br>HIP-K.6/16.AG.M6   | 2-1102606-5  |
|   |            |                | <b>EMV-K</b><br>EMV-K.6/16.AG.M6   | 4-1102712-5  |

**Passende Kabelverschraubungen ab Seite 188/Suitable Cable fittings from page 188**

**HIP.6/16, HIP-K.6/16, EMV-K.6/16 Gehäuse/Housings**

**Baugröße/Size 3**

**HIP:** Druckdicht, silbergrau, **HIP-K:** Korrosionsgeschützt, schwarz

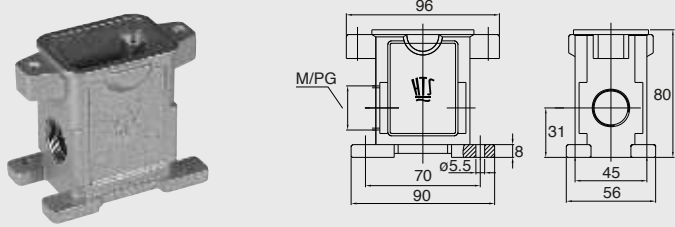
**EMV-K:** Schutz gegen elektromagnetische Beeinflussung, druckdicht, korrosionsgeschützt, schwarz

*HIP: Pressure-tight, silver-grey, HIP-K: Housings corrosion-resistant, black*

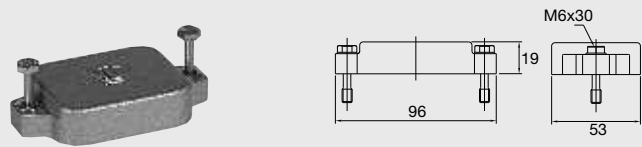
*EMV-K: Protection against electro-magnetic interference, pressure-tight, housings corrosion-resistant, black*

**Schraubverriegelung am Oberteil/Screw lock on hood**

**IP 68**

| Bezeichnung<br>Description   | Metr.          | PG                                   | Bestelltext<br>Designation           | Bestell-Nr.<br>Order No. |
|--|----------------|--------------------------------------|--------------------------------------|--------------------------|
| <b>Sockelgehäuse: Kabeleingang seitlich</b><br><i>Surface mounted housing: Side entry</i><br> | 2xM32          | 16                                   | <b>HIP</b><br>HIP.6/16.SG.1.16.G     | 1-1102604-5              |
|  |                | 2x16                                 | HIP.6/16.SG.2.16.G                   | 1-1102605-5              |
|  |                |                                      | HIP.6/16.SG.2.M32.G                  | 0-1106424-1              |
|  | 2xM25<br>2xM32 | 16                                   | <b>HIP-K</b><br>HIP-K.6/16.SG.1.16.G | 2-1102604-5              |
|  |                | 2x16                                 | HIP-K.6/16.SG.2.16.G                 | 2-1102605-5              |
|  |                |                                      | HIP-K.6/16.SG.2.M25.G                | 0-1102942-1              |
|  | 2xM25<br>2xM32 | 16                                   | <b>EMV-K</b><br>EMV-K.6/16.SG.1.16.G | 5-1102708-5              |
|  |                | 2x16                                 | EMV-K.6/16.SG.2.16.G                 | 5-1102709-5              |
|  |                |                                      | EMV-K.6/16.SG.2.M25.G                | 0-1106413-3              |
|  |                |                                      | EMV-K.6/16.SG.2.M32.G                | 0-1106415-2              |
|  |                |                                      | <b>HIP</b><br>HIP/EMV.6/16.SKB       | 3-1106201-5              |
|  |                |                                      | <b>HIP-K</b><br>HIP-K/EMV-K.6/16.SKB | 4-1106201-5              |
|  |                | <b>EMV-K</b><br>HIP-K/EMV-K.6/16.SKB | 4-1106201-5                          |                          |

**Schutzkappe für Gehäuse-Unterteile**  
*Protective covers for housings*



**Passende Kabelverschraubungen ab Seite 188/Suitable Cable fittings from page 188**

**HE.10 Kontakteinsätze/Contact inserts**

**Baugröße/Size 4**




Schraubanschluss, Federzug-Anschluss,  
Crimpanschluss für gedrehte HE/HA Crimpkontakte

**Kontaktzahlen**  
**No. of contacts**

*Screw terminal, Spring Clamp terminal,  
Crimp terminal for screw machined HE/HA crimp contacts*

**10 +**

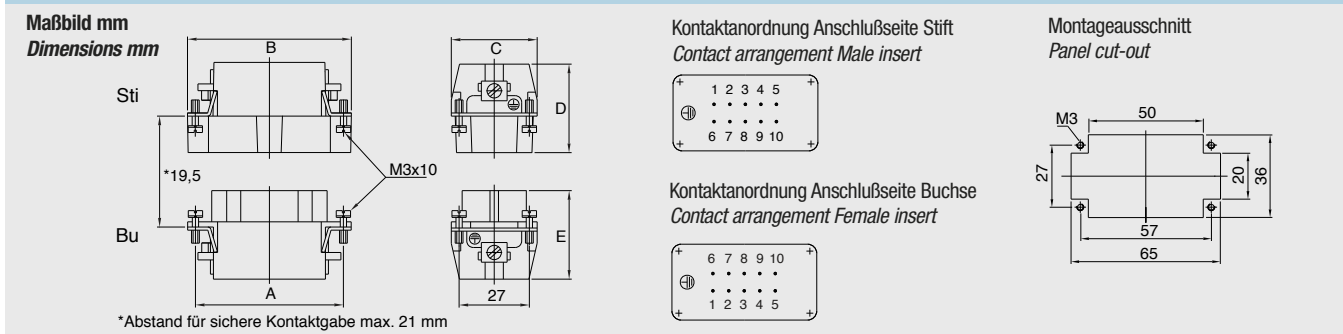
**400 V/16 A**

| Bezeichnung<br>Description   | Bestelltext<br>Designation | Bestell-Nr./Order No.       |                               |
|--|----------------------------|-----------------------------|-------------------------------|
|  |                            | Stifteinsatz<br>Male insert | Buchseinsatz<br>Female insert |
| Stifteinsatz/Male insert<br><br>Schraubanschluss/Screw terminal<br> | HE.10.Sti.S                | 1-1103636-1                 |                               |
|  | HE.10.Bu.S                 |                             | 1-1103637-1                   |
| Federzug-Anschluss/Spring Clamp terminal<br>                       | HE.10.Sti.SC               | 7-1103636-1                 |                               |
|  | HE.10.Bu.SC                |                             | 7-1103637-1                   |
| Crimpanschluss/Crimp terminal<br>                                 | HE.10.Sti.C                | 2-1103636-3                 |                               |
|  | HE.10.Bu.C                 |                             | 2-1103637-3                   |

| Maße/Dimensions | A  | B  | C  | D  | E  |
|-----------------|----|----|----|----|----|
| mm              | 57 | 63 | 33 | 34 | 35 |

Passende Crimpkontakte siehe Seite 37, Passende Crimpwerkzeuge siehe Seite 37  
 Suitable Crimp contacts see page 37, Suitable Crimping tools see page 37



**HEE.18 Kontakteinsätze/Contact inserts**

**Baugröße/Size 4**



Crimpanschluss für gedrehte HE Crimpkontakte

**Kontaktzahlen  
No. of contacts**

*Crimp terminal for screw machined HE crimp contacts*

**18 +**

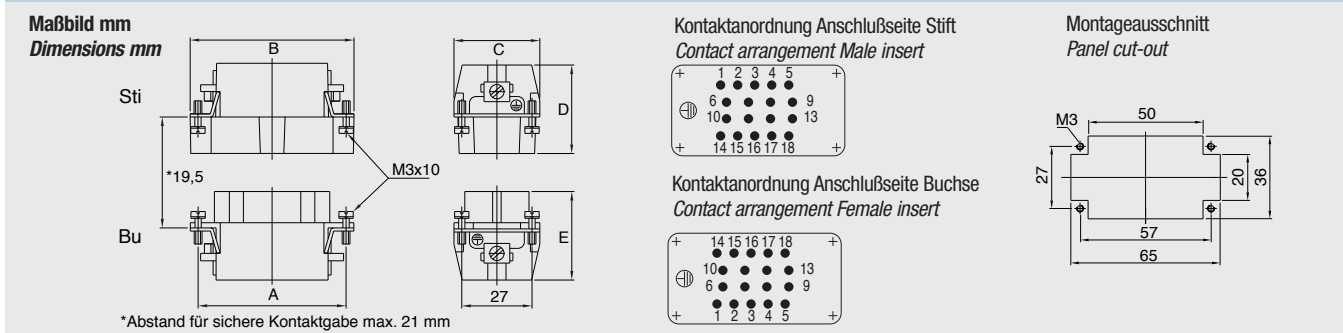
**500 V/16 A**

| Bezeichnung<br>Description  | Bestelltext<br>Designation               | Bestell-Nr./Order No.              |                                    |
|---|--|------------------------------------|------------------------------------|
|   |  | Stifteinsatz<br>Male insert        | Buchseinsatz<br>Female insert      |
| <div style="display: flex; justify-content: space-between;"> <div style="width: 45%;"> <p>Stifteinsatz/Male insert</p> <p>Crimpanschluss/Crimp terminal</p>  </div> <div style="width: 45%;"> <p>Buchseinsatz/Female insert</p>  </div> </div> | <p>HEE.18.Sti.C<br/>HEE.18.Sti.C.FS*</p> | <p>0-1102897-1<br/>0-1102897-2</p> |                                    |
|   | <p>HEE.18.Bu.C<br/>HEE.18.Bu.C.FS*</p>   |                                    | <p>0-1102898-1<br/>0-1102898-2</p> |

\*Kunststoff ist I2F1 qualifiziert nach NF-F 16-101, 102  
Plastic is qualified I2F1 according NF-F 16-101, 102

| Maße/Dimensions | A  | B  | C  | D  | E  |
|-----------------|----|----|----|----|----|
| mm              | 57 | 63 | 33 | 34 | 37 |

Passende Crimpkontakte siehe Seite 37, Passende Crimpwerkzeuge siehe Seite 37  
Suitable Crimp contacts see page 37, Suitable Crimping tools see page 37



**HVT.14 Kontakteinsätze/Contact inserts**

**Baugröße/Size 4**



Crimpanschluss für gedrehte HVT Crimpkontakte

**Kontaktzahlen  
No. of contacts**

*Crimp terminal for screw machined HVT crimp contacts*

**14 +**

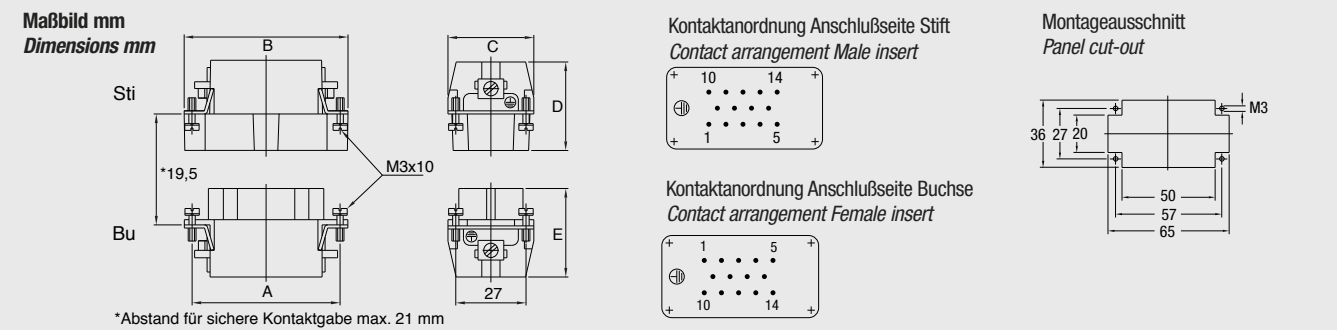
**400 V/16 A**

| Bezeichnung<br>Description   | Bestelltext<br>Designation | Bestell-Nr./Order No.       |                               |
|--|----------------------------|-----------------------------|-------------------------------|
|  |                            | Stifteinsatz<br>Male insert | Buchseinsatz<br>Female insert |
| Stifteinsatz/Male insert<br><br>Crimpanschluss/Crimp terminal<br><br> | HVT.14.Sti.C               | 2-1104004-3                 |                               |
| Buchseinsatz/Female insert<br><br>                                    | HVT.14.Bu.C                |                             | 2-1104006-3                   |

| Maße/Dimensions | A  | B  | C  | D  | E  |
|-----------------|----|----|----|----|----|
| mm              | 57 | 63 | 33 | 35 | 40 |

Passende Crimpkontakte siehe Seite 38, Passende Crimpwerkzeuge siehe Seite 38  
 Suitable Crimp contacts see page 38, Suitable Crimping tools see page 38



**HD.24 Kontakteinsätze/Contact inserts**

**Baugröße/Size 4**

Crimpanschluss für gestanzte HD-M Crimpkontakte

**Kontaktzahlen  
No. of contacts**

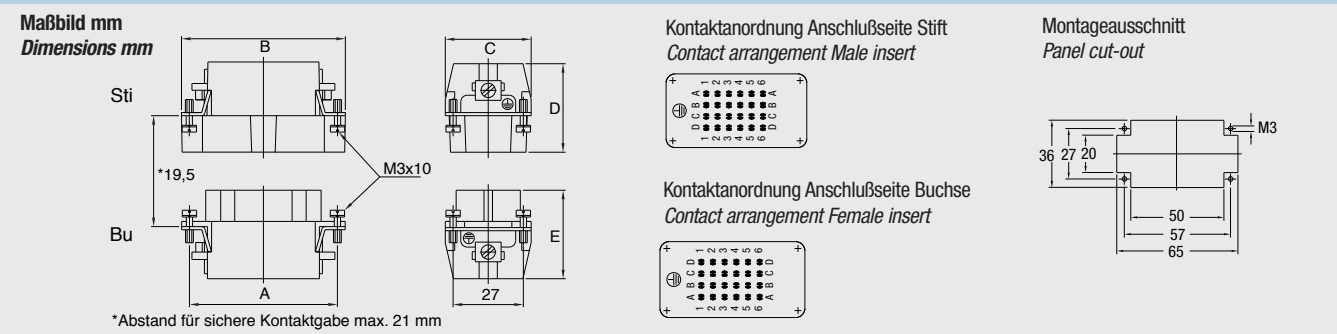
*Crimp terminal for stamped HD-M crimp contacts*

**24 +**

**250 V/10 A**

| Bezeichnung<br>Description  | Bestelltext<br>Designation    | Bestell-Nr./Order No.       |                               |    |    |   |    |    |    |    |    |    |  |  |  |
|---|-------------------------------|-----------------------------|-------------------------------|----|----|---|----|----|----|----|----|----|--|--|--|
|   |                               | Stifteinsatz<br>Male insert | Buchseinsatz<br>Female insert |    |    |   |    |    |    |    |    |    |  |  |  |
| Stifteinsatz/Male insert<br><br>Buchseinsatz/Female insert<br><br>Crimpanschluss/Crimp terminal<br><br>   | HD.24.Sti.C<br><br>HD.24.BU.C | 2-1103008-3                 | 2-1103009-3                   |    |    |   |    |    |    |    |    |    |  |  |  |
| <table border="1"> <thead> <tr> <th>Maße/Dimensions</th> <th>A</th> <th>B</th> <th>C</th> <th>D</th> <th>E</th> </tr> </thead> <tbody> <tr> <td>mm</td> <td>57</td> <td>64</td> <td>33</td> <td>35</td> <td>35</td> </tr> </tbody> </table> | Maße/Dimensions               | A                           | B                             | C  | D  | E | mm | 57 | 64 | 33 | 35 | 35 |  |  |  |
| Maße/Dimensions   | A                             | B                           | C                             | D  | E  |   |    |    |    |    |    |    |  |  |  |
| mm  | 57                            | 64                          | 33                            | 35 | 35 |   |    |    |    |    |    |    |  |  |  |

Passende Crimpkontakte siehe Seite 35, Passende Crimpwerkzeuge siehe Seite 35  
 Suitable Crimp contacts see page 35, Suitable Crimping tools see page 35



**HN.2D.42; HMX8/24 Kontakteinsätze/Contact inserts**

**Baugröße/Size 4**

Crimpanschluss für gedrehte HN.D/HE Crimpkontakte



**Kontaktzahlen**

**No. of contacts**

*Crimp terminal for screw machined HN.D/HE crimp contacts*

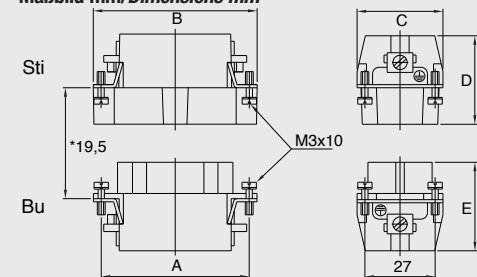
**42; 8/24 +**

**250 V/10 A; 400V/16A + 250V/10A**

| Bezeichnung<br>Description  | Bestelltext<br>Designation                 | Bestell-Nr./Order No.       |                               |
|---|--|-----------------------------|-------------------------------|
|   |  | Stifteinsatz<br>Male insert | Buchseinsatz<br>Female insert |
| <p>Stifteinsatz/Male insert</p> <p>Buchseinsatz/Female insert</p> <p>Crimpanschluss/Crimp terminal</p>  <p>Passende Crimpkontakte siehe Seite 34<br/><i>Suitable Crimp contacts see page 34</i></p>  | <p>HN.2D.42.Sti.C</p> <p>HN.2D.42.Bu.C</p> | <p>2-1103204-3</p>          | <p>2-1103206-3</p>            |
|  <p>Passende Crimpkontakte Power siehe Seite 37, passende Crimpkontakte Signal siehe Seite 34<br/><i>Suitable Crimp contacts power see page 37, suitable Crimp contacts signal see page 34</i></p> | <p>HMX.8/24.Sti.C</p> <p>HMX.8/24.Bu.C</p> | <p>0-1103089-1</p>          | <p>0-1103090-1</p>            |

| Maß/Dimensions | A  | B  | C  | D    | E  |
|----------------|----|----|----|------|----|
| mm             | 57 | 63 | 34 | 35,5 | 37 |

**Maßbild mm/Dimensions mm**



\*Abstand für sichere Kontaktgabe max. 21 mm

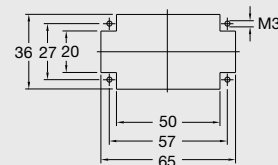
**Kontaktanordnung Anschlußseite Stift  
Contact arrangement Male insert**




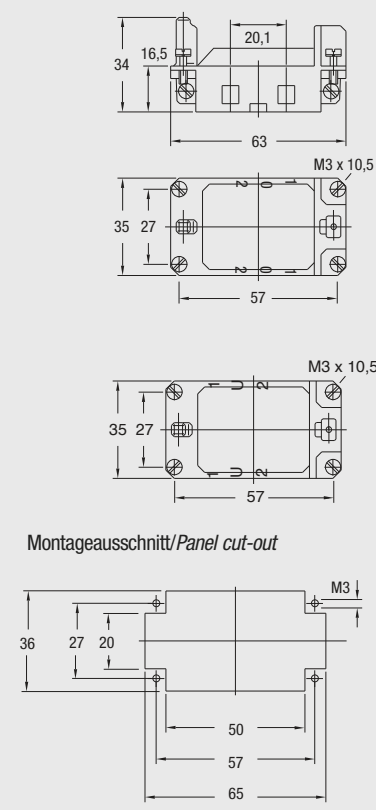

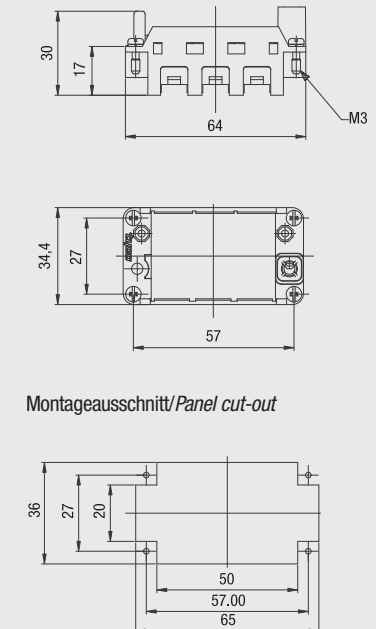
**Kontaktanordnung Anschlußseite Buchse  
Contact arrangement Female insert**



**Montageausschnitt  
Panel cut-out**



**Modul Halterahmen/Module Fixing Frame** **Baugröße/Size 4**

| Bezeichnung<br>Description   | Bestelltext<br>Designation | Bestell-Nr./Order No.<br>Oberteil / Unterteil<br>Top part / Bottom part |  |
|--|----------------------------|---|--|
| <p>Halterahmen/Fixing frame</p>  <p>Für Modul MDL Seite 194–203<br/>For module MDL page 194–203</p>     | MDL2-GR.0-4/B.1-2          | 0-1108783-1   |  |
|  | MDL2-GR.U-4/B.1-2          | 0-1108783-2   |  |
| <p>Halterahmen/Fixing frame</p>  <p>Für Modul HVS Seite 204–212<br/>For module HVS page 204–212</p>  | HVS-R.0 1-3<br>HVS-R.U 1-3 | 0-1103250-5<br>0-1103250-6  |  |



**HB.10, HB-K.10, HD.24, HD-K.24 Gehäuse/Housings**

**Baugröße/Size 4**

Pulverbeschichtet, silbergrau  
 K = korrosionsgeschützt, schwarz

*Powder-coated, silver-grey*  
*K = corrosion-resistant, black*

**Verschlussbügel am Unterteil/Locking clip at housing bottom**

**IP 65**

| Bezeichnung<br>Description   | Metr.      | PG | Bestelltext<br>Designation                        | Bestell-Nr.<br>Order No. |
|--|------------|----|---|--------------------------|
| <b>Steckergehäuse:</b> Kabeleingang seitlich, Standard Bauform<br><b>Hood:</b> Side entry, Standard construction<br> | M20<br>M25 | 16 | HB.10.STS.1.16.G                                  | 1-1102261-6              |
|  |            | 21 | HB.10.STS.1.21.G                                  | 1-1102264-6              |
|  |            |    | HB.10.STS.1.M20.G                                 | 2-1106430-4              |
|  |            |    | HB.10.STS.1.M25.G                                 | 0-1106430-4              |
| <b>Steckergehäuse:</b> Kabeleingang seitlich, Hohe Bauform<br><b>Hood:</b> Side entry, High construction<br>         | M25        | 16 | HB-K.10.STS.1.16.G                                | 2-1102261-6              |
|  |            | 21 | HB-K.10.STS.1.21.G                                | 2-1102264-6              |
|  |            |    | HB-K.10.STS.1.M25.G                               | 1-1106430-0              |
| <b>Steckergehäuse:</b> Kabeleingang seitlich, Keilform<br><b>Hood:</b> Side entry, Standard construction<br>         | M25        | 21 | HD.24.STS.1.21.G                                  | 1-1102496-6              |
|  |            | 29 | HD.24.STS.1.29.G                                  | 1-1102499-6              |
|  |            |    | HD.24.STS.1.M32.G                                 | 0-1106434-4              |
|  |            |    | Mit Korrosionsschutz<br>With corrosion protection |                          |
| <b>Steckergehäuse:</b> Kabeleingang seitlich, Keilform<br><b>Hood:</b> Side entry, Standard construction<br>         | M25        | 21 | HD-K.24.STS.1.21.G                                | 2-1102496-6              |
|  |            | 29 | HD-K.24.STS.1.29.G                                | 2-1102499-6              |
|  |            | 16 | HB-KF.10.STS.1.16.G                               | 1-1102211-6              |
|  |            | 21 | HB-KF.10.STS.1.21.G                               | 1-1102214-6              |
| <b>Steckergehäuse:</b> Kabeleingang oben, Standard Bauform<br><b>Hood:</b> Top entry, Standard construction<br>      | M25        |    | HB-KF.10.STS.1.M25.G                              | 0-1106431-1              |
|  |            |    | Mit Korrosionsschutz<br>With corrosion protection |                          |
|  |            | 16 | HB-KF/K.10.STS.1.16.G                             | 2-1102211-6              |
|  |            | 21 | HB-KF/K.10.STS.1.21.G                             | 2-1102214-6              |
| <b>Steckergehäuse:</b> Kabeleingang oben, Standard Bauform<br><b>Hood:</b> Top entry, Standard construction<br>      | M25        |    | HB-KF/K.10.STS.1.M25.G                            | 0-1106431-5              |
|  |            |    | Mit Korrosionsschutz<br>With corrosion protection |                          |
|  |            | 16 | HB.10.STO.1.16.G                                  | 1-1102267-6              |
|  |            | 21 | HB.10.STO.1.21.G                                  | 1-1102270-6              |
| <b>Steckergehäuse:</b> Kabeleingang oben, Hohe Bauform<br><b>Hood:</b> Top entry, High construction<br>              | M25        |    | HB.10.STO.1.M25.G                                 | 0-1106430-1              |
|  |            |    | Mit Korrosionsschutz<br>With corrosion protection |                          |
|  |            | 16 | HB-K.10.STO.1.16.G                                | 2-1102267-6              |
|  |            | 21 | HB-K.10.STO.1.21.G                                | 2-1102270-6              |
| <b>Steckergehäuse:</b> Kabeleingang oben, Hohe Bauform<br><b>Hood:</b> Top entry, High construction<br>              | M25        |    | HB-K.10.STO.1.M25.G                               | 0-1106430-7              |
|  |            |    | Mit Korrosionsschutz<br>With corrosion protection |                          |
|  |            | 21 | HD.24.STO.1.21.G                                  | 1-1102502-6              |
|  |            | 29 | HD.24.STO.1.29.G                                  | 1-1102505-6              |
| <b>Steckergehäuse:</b> Kabeleingang oben, Hohe Bauform<br><b>Hood:</b> Top entry, High construction<br>              | M32        |    | HD.24.STO.1.M32.G                                 | 0-1106434-1              |
|  |            |    | Mit Korrosionsschutz<br>With corrosion protection |                          |
|  |            | 21 | HD-K.24.STO.1.21.G                                | 2-1102502-6              |
|  |            | 29 | HD-K.24.STO.1.29.G                                | 2-1102505-6              |
| <b>Steckergehäuse:</b> Kabeleingang oben, Hohe Bauform<br><b>Hood:</b> Top entry, High construction<br>              | M32        |    | HD-K.24.STO.1.M32.G                               | 0-1106434-7              |
|  |            |    | Mit Korrosionsschutz<br>With corrosion protection |                          |
|  |            |    |   |                          |

**Passende Kabelverschraubungen ab Seite 188/Suitable Cable fittings from page 188**

**HB.10, HB-K.10, HD.24, HD-K.24, Gehäuse/Housings**

**Baugröße/Size 4**

Pulverbeschichtet, silbergrau  
 K = korrosionsgeschützt, schwarz

*Powder-coated, silver-grey*  
*K = corrosion-resistant, black*

**Verschlussbügel am Unterteil/Locking clip at housing bottom**

**IP 65**

| Bezeichnung<br>Description   | Metr.        | PG | Bestelltext<br>Designation                        | Bestell-Nr.<br>Order No. |
|--|--------------|----|---|--------------------------|
| <b>Anbaugehäuse:</b> Kabeleingang unten, Standard Bauform<br><i>Surface mounted housing: Bottom entry, Standard construction</i><br>   |              |    | HB.10.AG-VS                                       | 1-1102271-1              |
|  |              |    | Mit Korrosionsschutz<br>With corrosion protection |                          |
|  |              |    | HB-K.10.AG-VS                                     | 2-1102271-1              |
|  |              |    |   |                          |
| <b>Sockelgehäuse:</b> Kabeleingang seitlich, Standard Bauform<br><i>Surface mounted housing: Side entry, Standard construction</i><br> | M25<br>2xM25 |    | 16  | 1-1102274-1              |
|  |              |    | 2x16  | 1-1102276-1              |
|  |              |    |   | 0-1103059-1              |
|  |              |    |   | 0-1106429-4              |
|  |              |    | Mit Korrosionsschutz<br>With corrosion protection |                          |
|  | 2xM25        |    | 16  | 2-1102274-1              |
|  |              |    | 2x16  | 2-1102276-1              |
|  |              |    |   | 0-1106429-8              |
| <b>Sockelgehäuse:</b> Kabeleingang seitlich, Hohe Bauform<br><i>Surface mounted housing: Side entry, High construction</i><br>         | 2xM32        |    | 21  | 1-1102507-1              |
|  |              |    | 29  | 1-1102511-1              |
|  |              |    | 2x21  | 1-1102509-1              |
|  |              |    | 2x29  | 1-1102513-1              |
|  |              |    |   | 0-1106433-4              |
|  |              |    | Mit Korrosionsschutz<br>With corrosion protection |                          |
|  |              |    | 21  | 2-1102507-1              |
|  |              |    | 29  | 2-1102511-1              |
| 2x21   | 2-1102509-1  |    |   |                          |
|  | 0-1106433-8  |    |   |                          |

**Passende Kabelverschraubungen ab Seite 188/Suitable Cable fittings from page 188**

**HB.10, HB-K.10, HD.24, HD-K.24, Gehäuse/Housings**

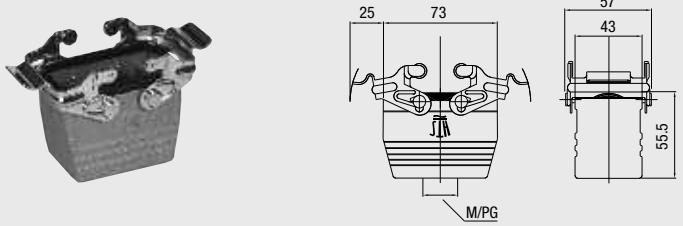
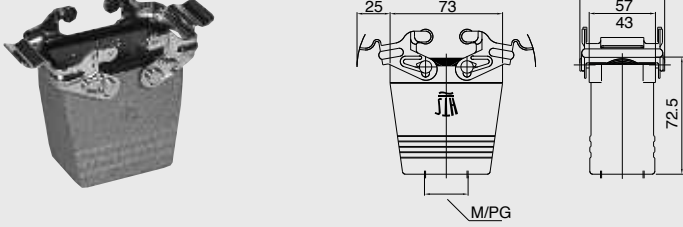
**Baugröße/Size 4**

Pulverbeschichtet, silbergrau  
 K = korrosionsgeschützt, schwarz

*Powder-coated, silver-grey*  
*K = corrosion-resistant, black*

**Verschlussbügel am Unterteil/Locking clip at housing bottom**

**IP 65**

| Bezeichnung<br>Description  | Metr. | PG  | Bestelltext<br>Designation   | Bestell-Nr.<br>Order No.  |
|---|-------|-----|--|---|
| <b>Kupplungsgehäuse: Kabeleingang unten, Standard Bauform</b><br><i>Cable-to-cable hood: Bottom entry, Standard construction</i><br> | M25   | 16  | HB.10.KDO-VS.1.16.G  | 1-1102279-1   |
|   |       | 21  | HB.10.KDO-VS.1.21.G  | 1-1102282-1   |
|   |       |     | HB.10.KDO-VS.1.M25.G   | 0-1106428-2   |
|   |       | M25 | 16   | Mit Korrosionsschutz<br><i>With corrosion protection</i><br>HB-K.10.KDO-VS.1.16.G<br>HB-K.10.KDO-VS.1.M25.G |
| <b>Kupplungsgehäuse: Kabeleingang unten, Hohe Bauform</b><br><i>Cable-to-cable hood: Bottom entry, High construction</i><br>       | M32   |     | HD.24.KDO-VS.1.M32.G   | 0-1106432-2   |
|   |       |     | Mit Korrosionsschutz<br><i>With corrosion protection</i><br>HD-K.24.KDO-VS.1.M32.G | 0-1106432-4   |
|   | M32   |     |  |   |

**Passende Kabelverschraubungen ab Seite 188/Suitable Cable fittings from page 188**

**HB.10, HB-K.10, HD.24, HD-K.24, Gehäuse/Housings**

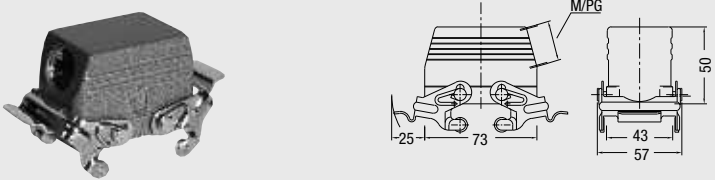
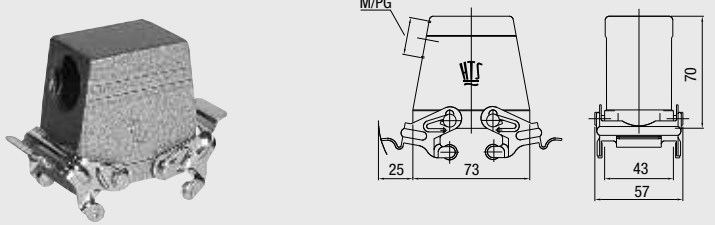
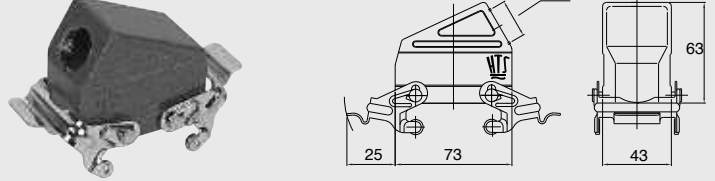
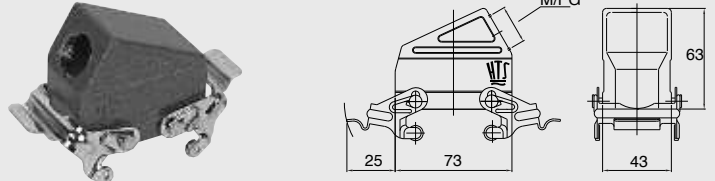
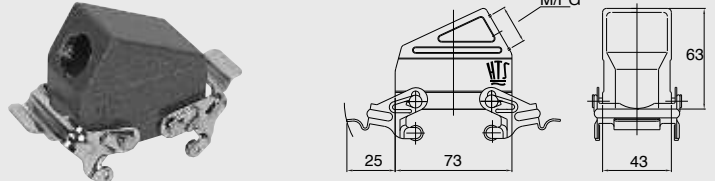
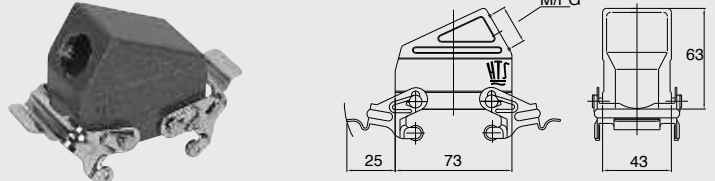
**Baugröße/Size 4**

Pulverbeschichtet, silbergrau  
 K = korrosionsgeschützt, schwarz

*Powder-coated, silver-grey*  
*K = corrosion-resistant, black*

**Verschlussbügel am Oberteil/Locking clip at hood**

**IP 65**

| Bezeichnung<br>Description  | Metr.      | PG | Bestelltext<br>Designation   | Bestell-Nr.<br>Order No.   |
|---|------------|----|--|----------------------------|
| <b>Steckergehäuse:</b> Kabeleingang seitlich, Standard Bauform<br><b>Hood:</b> Side entry, Standard construction<br> | M25        | 16 | HB.10.STS-VS.1.16.G<br>HB.10.STS-VS.1.M25.G  | 1-1102261-1<br>0-1106430-6 |
|   |            | 16 | Mit Korrosionsschutz<br>With corrosion protection<br>HB-K.10.STS-VS.1.16.G<br>HB-K.10.STS-VS.1.M25.G       | 2-1102261-1<br>1-1106430-2 |
| <b>Steckergehäuse:</b> Kabeleingang seitlich, Hohe Bauform<br><b>Hood:</b> Side entry, High construction<br>        | M25<br>M32 | 21 | HD.24.STS-VS.1.21.G  | 1-1102496-1                |
|   |            | 29 | HD.24.STS-VS.1.29.G  | 1-1102499-1                |
|   |            | 21 | HD.24.STS-VS.1.M25.G   | 1-1106434-5                |
|   |            | 29 | HD.24.STS-VS.1.M32.G   | 0-1106434-3                |
| <b>Steckergehäuse:</b> Kabeleingang seitlich, Keilform<br><b>Hood:</b> Side entry, Standard construction<br>       | M32        | 21 | HD-K.24.STS-VS.1.21.G  | 2-1102496-1                |
|   |            | 29 | HD-K.24.STS-VS.1.29.G  | 2-1102499-1                |
|   |            | 29 | HD-K.24.STS-VS.1.M32.G   | 0-1106434-6                |
| <b>Steckergehäuse:</b> Kabeleingang oben, Standard Bauform<br><b>Hood:</b> Top entry, Standard construction<br>    | M25        | 16 | HB-KF.10.STS-VS.1.16.G<br>HB-KF.10.STS-VS.1.M25.G  | 1-1102211-1<br>0-1106431-3 |
|   |            | 16 | Mit Korrosionsschutz<br>With corrosion protection<br>HB-KF/K.10.STS-VS.1.16.G<br>HB-KF/K.10.STS-VS.1.M25.G | 2-1102211-1<br>0-1106431-7 |
| <b>Steckergehäuse:</b> Kabeleingang oben, Hohe Bauform<br><b>Hood:</b> Top entry, High construction<br>            | M25        | 16 | HB.10.STO-VS.1.16.G<br>HB.10.STO-VS.1.M25.G  | 1-1102267-1<br>0-1106430-3 |
|   |            | 16 | Mit Korrosionsschutz<br>With corrosion protection<br>HB-K.10.STO-VS.1.16.G<br>HB-K.10.STO-VS.1.M25.G       | 2-1102267-1<br>0-1106430-9 |
| <b>Steckergehäuse:</b> Kabeleingang oben, Hohe Bauform<br><b>Hood:</b> Top entry, High construction<br>            | M32        | 29 | HD.24.STO-VS.1.29.G<br>HD.24.STO-VS.1.M32.G  | 1-1102505-1<br>0-1106434-3 |
|   |            | 21 | Mit Korrosionsschutz<br>With corrosion protection<br>HD-K.24.STO-VS.1.21.G                                 | 2-1102502-1                |
|   |            | 29 | HD-K.24.STO-VS.1.29.G<br>HD-K.24.STO-VS.1.M32.G  | 2-1102505-1<br>0-1106434-9 |

**Passende Kabelverschraubungen ab Seite 188/Suitable Cable fittings from page 188**

**HB.10, HB-K.10, HD.24, HD-K.24, Gehäuse/Housings**


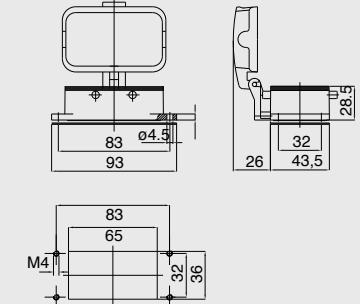

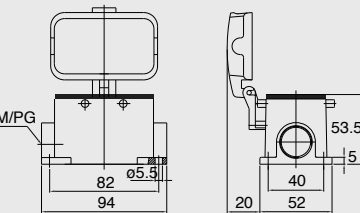

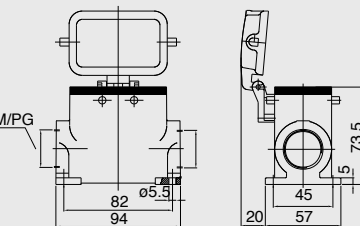
**Baugröße/Size 4**

Pulverbeschichtet, silbergrau  
 K = korrosionsgeschützt, schwarz

*Powder-coated, silver-grey*  
*K = corrosion-resistant, black*

**Verschlussbügel am Oberteil/Locking clip at hood**

**IP 65**

| Bezeichnung<br>Description  | Metr.        | PG         | Bestelltext<br>Designation                        | Bestell-Nr.<br>Order No. |
|---|--------------|------------|---|--------------------------|
| <b>Anbaugehäuse:</b> Kabeleingang unten, Standard Bauform<br><i>Surface mounted housing: Bottom entry, Standard construction</i><br>      |              |            | HB.10.AGD   | 1-1102283-6              |
|   |              |            | Mit Korrosionsschutz<br>With corrosion protection |                          |
| <b>Socketgehäuse:</b> Kabeleingang seitlich, Standard Bauform<br><i>Surface mounted housing: Side entry, Standard construction</i><br>  | M25<br>2xM25 | 16<br>2x16 | HB.10.SGD.1.16.Z                                  | 1-1102286-6              |
|   |              |            | Mit Korrosionsschutz<br>With corrosion protection |                          |
| <b>Socketgehäuse:</b> Kabeleingang seitlich, Hohe Bauform<br><i>Surface mounted housing: Side entry, High construction</i><br>        | 2xM25        | 16         | HB-K.10.SGD.1.16.Z                                | 2-1102286-6              |
|   |              |            |   |                          |
|   | 2xM32        | 2x21       | HD.24.SGD.2.21.Z                                  | 1-1102523-6              |
|   |              |            | Mit Korrosionsschutz<br>With corrosion protection |                          |
|   | 2xM32        | 2x29       | HD-K.24.SGD.2.29.Z                                | 2-1102527-6              |
|   |              |            |   |                          |

**Passende Kabelverschraubungen ab Seite 188/Suitable Cable fittings from page 188**

**HB.10, HB-K.10, HD.24, HD-K.24, Gehäuse/Housings**

**Baugröße/Size 4**

Pulverbeschichtet, silbergrau  
 K = korrosionsgeschützt, schwarz

*Powder-coated, silver-grey*  
*K = corrosion-resistant, black*

**Längsbügel am Unterteil/Side clip at housing bottom**

**IP 65**

| Bezeichnung<br>Description   | Metr. | PG       | Bestelltext<br>Designation   | Bestell-Nr.<br>Order No.                              |
|--|-------|----------|--|---|
| <b>Steckergehäuse:</b> Kabeleingang seitlich, Standard Bauform<br><b>Hood:</b> Side entry, Standard construction<br> | M25   | 16       | HB.10.STS-GR.1.16.G<br>HB.10.STS-GR.1.M25.G                        | 1-1102261-7<br>0-1106430-5                            |
|  |       |          | Mit Korrosionsschutz<br>With corrosion protection                  | HB-K.10.STS-GR.1.16.G<br>HB-K.10.STS-GR.1.M25.G       |
| <b>Steckergehäuse:</b> Kabeleingang seitlich, Hohe Bauform<br><b>Hood:</b> Side entry, High construction<br>         | M32   | 29<br>21 | HD.24.STS-GR.1.29.G<br>HD.24.STS-GR.1.21.G<br>HD.24.STS-GR.1.M32.G | 1-1102499-7<br>1-1102496-7<br>0-1106434-5             |
|  |       |          | Mit Korrosionsschutz<br>With corrosion protection                  | HD-K.24.STS-GR.1.21.G<br>HD-K.24.STS-GR.1.M32.G       |
| <b>Steckergehäuse:</b> Kabeleingang seitlich, Keilform<br><b>Hood:</b> Side entry, Standard construction<br>         | M25   | 16       | HB-KF.10.STS-GR.1.16.G<br>HB-KF.10.STS-GR.1.M25.G                  | 1-1102211-7<br>0-1106431-2                            |
|  |       |          | Mit Korrosionsschutz<br>With corrosion protection                  | HB-KF/K.10.STS-GR.1.16.G<br>HB-KF/K.10.STS-GR.1.M25.G |
| <b>Steckergehäuse:</b> Kabeleingang oben, Standard Bauform<br><b>Hood:</b> Top entry, Standard construction<br>      | M25   | 16       | HB.10.STO-GR.1.16.G<br>HB.10.STO-GR.1.M25.G                        | 1-1102267-7<br>0-1106430-2                            |
|  |       |          | Mit Korrosionsschutz<br>With corrosion protection                  | HB-K.10.STO-GR.1.16.G<br>HB-K.10.STO-GR.1.M25.G       |
| <b>Steckergehäuse:</b> Kabeleingang oben, Hohe Bauform<br><b>Hood:</b> Top entry, High construction<br>              | M32   | 21<br>29 | HD.24.STO-GR.1.21.G<br>HD.24.STO-GR.1.29.G<br>HD.24.STO-GR.1.M32.G | 1-1102502-7<br>1-1102505-7<br>0-1106434-2             |
|  |       |          | Mit Korrosionsschutz<br>With corrosion protection                  | HD-K.24.STO-GR.1.29.G<br>HD-K.24.STO-GR.1.M32.G       |

**Passende Kabelverschraubungen ab Seite 188/Suitable Cable fittings from page 188**

**HB.10, HB-K.10, HD.24, HD-K.24, Gehäuse/Housings**

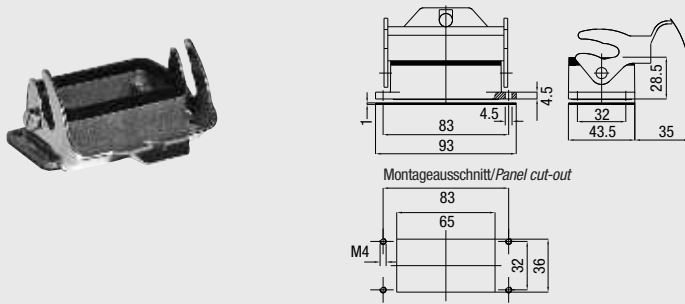
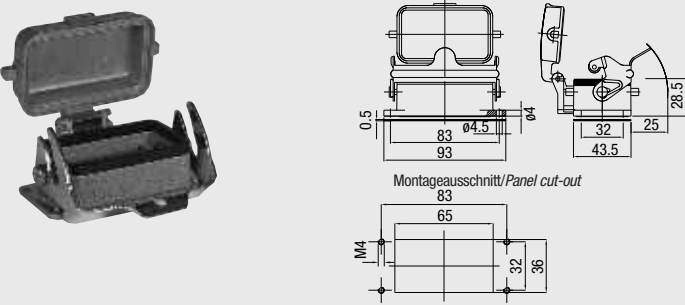
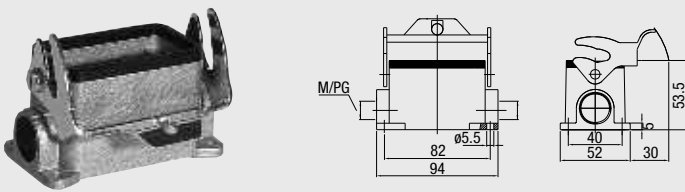
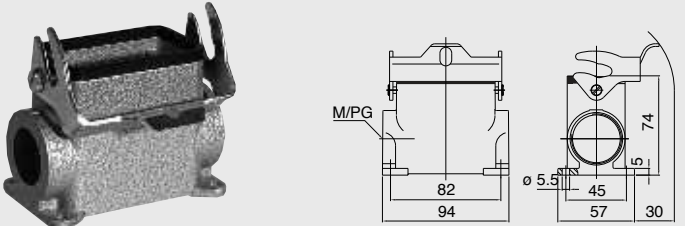
**Baugröße/Size 4**

Pulverbeschichtet, silbergrau  
 K = korrosionsgeschützt, schwarz

*Powder-coated, silver-grey*  
*K = corrosion-resistant, black*

**Längsbügel am Unterteil/Side clip at housing bottom**

**IP 65**

| Bezeichnung<br>Description  | Metr. | PG                       | Bestelltext<br>Designation  | Bestell-Nr.<br>Order No.  |
|---|-------|--------------------------|---|---|
| <p><b>Anbaugehäuse:</b> Kabeleingang unten, Standard Bauform<br/> <i>Surface mounted housing: Bottom entry, Standard construction</i></p>      |       |                          | HB.10.AG-LB<br>Mit Korrosionsschutz<br><i>With corrosion protection</i><br>HB-K.10.AG-LB  | 1-1102271-2<br>2-1102271-2  |
| <p><b>Anbaugehäuse:</b> Kabeleingang unten, Standard Bauform<br/> <i>Surface mounted housing: Bottom entry, Standard construction</i></p>     |       |                          | HB.10.AGD-LB<br>Mit Korrosionsschutz<br><i>With corrosion protection</i><br>HB-K.10.AGD-LB  | 1-1102283-2<br>2-1102283-2  |
| <p><b>Sockelgehäuse:</b> Kabeleingang seitlich, Standard Bauform<br/> <i>Surface mounted housing: Side entry, Standard construction</i></p>  | 2xM25 | 16<br>2x16               | HB.10.SG-LB.1.16.Z<br>HB.10.SG-LB.2.16.Z<br>HB.10.SG-LB.2.M25.Z<br>Mit Korrosionsschutz<br><i>With corrosion protection</i>   | 1-1102274-2<br>1-1102276-2<br>0-1106429-3                               |
| <p><b>Sockelgehäuse:</b> Kabeleingang seitlich, Hohe Bauform<br/> <i>Surface mounted housing: Side entry, High construction</i></p>          | 2xM25 | 16                       | HB-K.10.SG-LB.1.16.Z<br>HB-K.10.SG-LB.2.M25.Z<br>Mit Korrosionsschutz<br><i>With corrosion protection</i>   | 2-1102274-2<br>0-1106429-7  |
|   | 2xM32 | 21<br>2x21<br>29<br>2x29 | HD.24.SG-LB.1.21.Z<br>HD.24.SG-LB.2.21.Z<br>HD.24.SG-LB.1.29.Z<br>HD.24.SG-LB.2.29.Z<br>HD.24.SG-LB.2.M32.Z<br>Mit Korrosionsschutz<br><i>With corrosion protection</i> | 1-1102507-2<br>1-1102509-2<br>1-1102511-2<br>1-1102513-2<br>0-1106433-3 |
|   | 2xM32 |                          | HD-K.24.SG-LB.2.M32.Z   | 0-1106433-7   |

**Passende Kabelverschraubungen ab Seite 188/Suitable Cable fittings from page 188**

Verbindlich für Toleranzen der Abmessungen und technische Werte sind ausschließlich die neuesten TE Connectivity Kundenzeichnungen bzw. Produkt-Spezifikationen, die Sie auf Anfrage erhalten.  
 All specifications subject to change. Consult TE Connectivity for latest design specifications.

**HB.10, HB-K.10, HD.24, HD-K.24, Gehäuse/Housings**

**Baugröße/Size 4**

Pulverbeschichtet, silbergrau  
 K = korrosionsgeschützt, schwarz

*Powder-coated, silver-grey*  
*K = corrosion-resistant, black*

**Längsbügel am Unterteil/Side clip at housing bottom**

**IP 65**

| Bezeichnung<br>Description   | Metr.        | PG   | Bestelltext<br>Designation                               | Bestell-Nr.<br>Order No. |
|--|--------------|------|--|--------------------------|
| <b>Sockelgehäuse:</b> Kabeleingang seitlich, Standard Bauform<br><i>Surface mounted housing: Side entry, Standard construction</i><br> | M25<br>2xM25 | 16   | HB.10.SGD-LB.1.16.Z                                      | 1-1102286-2              |
|  |              | 2x16 | HB.10.SGD-LB.2.16.Z                                      | 1-1102288-2              |
| <b>Sockelgehäuse:</b> Kabeleingang seitlich, Hohe Bauform<br><i>Surface mounted housing: Side entry, High construction</i><br>         | 2xM32        | 2x21 | HD.24.SGD-LB.2.21.Z                                      | 1-1102523-2              |
|  |              | 29   | HD.24.SGD-LB.1.29.Z                                      | 1-1102525-2              |
| <b>Kupplungsgehäuse:</b> Kabeleingang unten, Standard Bauform<br><i>Cable-to-cable hood: Bottom entry, Standard construction</i><br>   | M25          | 16   | HB.10.KDO-LB.1.16.G                                      | 1-1102279-2              |
|  |              | 21   | HB.10.KDO-LB.1.21.G                                      | 1-1102282-2              |
| <b>Kupplungsgehäuse:</b> Kabeleingang unten, Hohe Bauform<br><i>Cable-to-cable hood: Bottom entry, High construction</i><br>           | M32          | 29   | HD.24.KDO-LB.1.29.G                                      | 1-1102519-2              |
|  |              |      | HD.24.KDO-LB.1.M32.G                                     | 0-1106432-1              |
|  |              |      | Mit Korrosionsschutz<br><i>With corrosion protection</i> |                          |
|  |              | 29   | HD-K.10.SGD-LB.1.16.Z                                    | 2-1102286-2              |
|  |              |      | Mit Korrosionsschutz<br><i>With corrosion protection</i> |                          |
|  |              | 29   | HD-K.10.SGD-LB.2.16.Z                                    | 2-1102288-2              |
|  |              |      | Mit Korrosionsschutz<br><i>With corrosion protection</i> |                          |
|  |              | 2x29 | HD-K.10.SGD-LB.2.M25.Z                                   | 0-1106429-6              |
|  |              |      | Mit Korrosionsschutz<br><i>With corrosion protection</i> |                          |
|  |              | 21   | HD-K.24.SGD-LB.1.21.Z                                    | 2-1102521-2              |
|  |              |      | Mit Korrosionsschutz<br><i>With corrosion protection</i> |                          |
|  |              | 29   | HD-K.24.SGD-LB.1.29.Z                                    | 2-1102525-2              |
|  |              |      | Mit Korrosionsschutz<br><i>With corrosion protection</i> |                          |
|  |              | 2x29 | HD-K.24.SGD-LB.2.29.Z                                    | 2-1102527-2              |
|  |              |      | Mit Korrosionsschutz<br><i>With corrosion protection</i> |                          |
|  |              | 2x29 | HD-K.24.SGD-LB.2.M32.Z                                   | 0-1106433-6              |
|  |              |      | Mit Korrosionsschutz<br><i>With corrosion protection</i> |                          |
|  |              | 16   | HB.10.KDO-LB.1.16.G                                      | 1-1102279-2              |
|  |              |      | Mit Korrosionsschutz<br><i>With corrosion protection</i> |                          |
|  |              | 21   | HB.10.KDO-LB.1.21.G                                      | 1-1102282-2              |
|  |              |      | Mit Korrosionsschutz<br><i>With corrosion protection</i> |                          |
|  |              | 21   | HB.10.KDO-LB.1.M25.G                                     | 0-1106428-1              |
|  |              |      | Mit Korrosionsschutz<br><i>With corrosion protection</i> |                          |
|  |              | 29   | HD.24.KDO-LB.1.29.G                                      | 1-1102519-2              |
|  |              |      | Mit Korrosionsschutz<br><i>With corrosion protection</i> |                          |
|  |              | 29   | HD.24.KDO-LB.1.M32.G                                     | 0-1106432-1              |
|  |              |      | Mit Korrosionsschutz<br><i>With corrosion protection</i> |                          |
|  |              | 29   | HD-K.24.KDO-LB.1.29.G                                    | 2-1102519-2              |
|  |              |      | Mit Korrosionsschutz<br><i>With corrosion protection</i> |                          |
|  |              | 29   | HD-K.24.KDO-LB.1.M32.G                                   | 0-1106432-3              |

**Passende Kabelverschraubungen ab Seite 188/Suitable Cable fittings from page 188**



**HM.10 Gehäuse/Housings**

**Baugröße/Size 4**

Pulverbeschichtet, silbergrau  
 K = korrosionsgeschützt, schwarz

*Powder-coated, silver-grey  
 K = corrosion-resistant, black*

**HM-10 Motoranschlußgehäuse/Motor connector**

**IP 65**


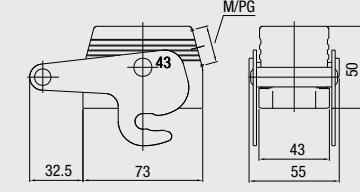

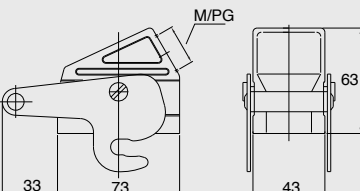

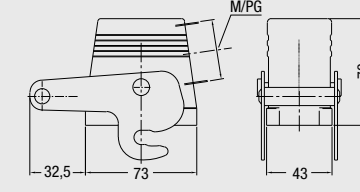

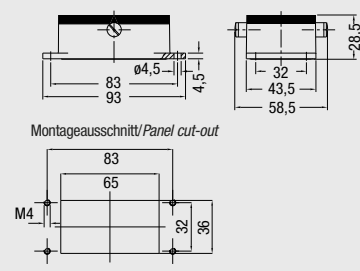
| Bezeichnung<br>Description   | A     | B     | Bestelltext<br>Designation | Bestell-Nr.<br>Order No. |
|--|-------|-------|----------------------------|--------------------------|
| HM-10 Motoranschlußgehäuse, Längsbügel am Gehäuse<br>HM-10 Motor Connector, Side clip at housing |       |       |                            |                          |
|  | 68,00 | 82,00 | HM.10-82/82                | 8-1108772-2              |
|  | 73,00 | 85,00 | HM.10-85/85                | 8-1108772-5              |
|  | 78,00 | 90,00 | HM.10-90/90                | 8-1108772-0              |
|  | 80,00 | 94,00 | HM.10-94/94                | 8-1108772-4              |
|  | -     | 98,00 | HM.10-98/98                | 8-1108772-8              |

**HB-Z.10, HB-K/Z.10, HD-Z.24, HD-K/Z.24 Gehäuse/Housings Baugröße/Size 4**

Pulverbeschichtet, silbergrau  
 K = korrosionsgeschützt, schwarz

*Powder-coated, silver-grey  
 K = corrosion-resistant, black*

**Zentralbügel am Steckergehäuse/Central locking clip on hood IP 65**

| Bezeichnung<br>Description  | Metr. | PG       | Bestelltext<br>Designation  | Bestell-Nr.<br>Order No.                  |
|---|-------|----------|---|---|
| <b>Steckergehäuse:</b> Kabeleingang seitlich, Standard Bauform<br><b>Hood:</b> Side entry, Standard construction<br>                      | M25   | 16       | HB-Z.10.STS-ZB.1.16.G<br>HB-Z.10.STS-ZB.1.M25.G   | 1-1102261-3<br>1-1106430-6                |
|   | M25   | 16       | Mit Korrosionsschutz<br><i>With corrosion protection</i><br>HB-K/Z.10.STS-ZB.1.16.G<br>HB-K/Z.10.STS-ZB.1.M25.G   | 2-1102261-3<br>1-1106430-4                |
| <b>Steckergehäuse:</b> Kabeleingang seitlich, Keilform<br><b>Hood:</b> Side entry, Standard construction<br>                            | M25   | 16       | HB-KF.10.STS-ZB.1.16.G<br>HB-KF.10.STS-ZB.1.M25.G   | 1-1102211-3<br>0-1106431-4                |
|   | M25   | 16       | Mit Korrosionsschutz<br><i>With corrosion protection</i><br>HB-KF/K.10.STS-ZB.1.16.G<br>HB-KF/K.10.STS-ZB.1.M25.G | 2-1102211-3<br>0-1106431-8                |
| <b>Steckergehäuse:</b> Kabeleingang seitlich, Hohe Bauform<br><b>Hood:</b> Side entry, High construction<br>                          | M32   | 21<br>29 | HD-Z.24.STS-ZB.1.21.G<br>HD-Z.24.STS-ZB.1.29.G<br>HD-Z.24.STS-ZB.1.M32.G  | 1-1102496-3<br>1-1102499-3<br>1-1106434-3 |
|   | M32   | 21<br>29 | Mit Korrosionsschutz<br><i>With corrosion protection</i><br>HD-K/Z.24.STS-ZB.1.21.G<br>HD-K/Z.24.STS-ZB.1.29.G    | 2-1102496-3<br>2-1102499-3                |
| <b>Anbaugehäuse:</b> Kabeleingang unten, Standard Bauform<br><b>Surface mounted housing:</b> Bottom entry, Standard construction<br>  |       |          | HB-Z.10.AG-ZVGR   | 1-1102271-8                               |
|   |       |          | Mit Korrosionsschutz<br><i>With corrosion protection</i><br>HB-K/Z.10.AG-ZVGR                                     | 2-1102271-8                               |

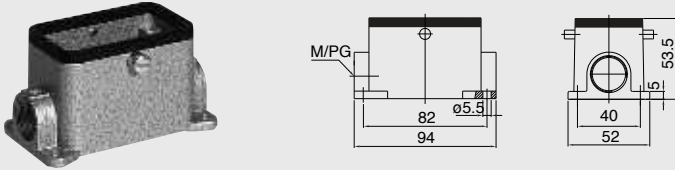
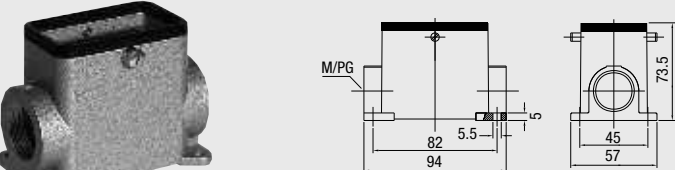
**Passende Kabelverschraubungen ab Seite 188/Suitable Cable fittings from page 188**

**HB-Z.10, HB-K/Z.10, HD-Z.24, HD-K/Z.24 Gehäuse/Housings Baugröße/Size 4**

Pulverbeschichtet, silbergrau  
 K = korrosionsgeschützt, schwarz

*Powder-coated, silver-grey  
 K = corrosion-resistant, black*

**Zentralbügel am Steckergehäuse/Central locking clip on hood IP 65**

| Bezeichnung<br>Description  | Metr.  | PG                      | Bestelltext<br>Designation | Bestell-Nr.<br>Order No. |  |
|---|--|-------------------------|----------------------------|--------------------------|--|
| <b>Sockelgehäuse: Kabeleingang seitlich, Standard Bauform</b><br><i>Surface mounted housing: Side entry, Standard construction</i><br><br> | 2xM25  | 16                      | HB-Z.10.SG-ZVGR.1.16.Z     | 1-1102274-8              |  |
|   |  | 2x16                    | HB-Z.10.SG-ZVGR.2.16.Z     | 1-1102276-8              |  |
|   |  | HB-Z.10.SG-ZVGR.2.M25.Z | 1-1106429-0                |                          |  |
|   | Mit Korrosionsschutz<br><i>With corrosion protection</i> |                         |                            |                          |  |
|   | 2xM25  | 16                      | HB-K/Z.10.SG-ZVGR.1.16.Z   | 2-1102274-8              |  |
|   |  | 2x16                    | HB-K/Z.10.SG-ZVGR.2.16.Z   | 2-1102276-8              |  |
| HB-K/Z.10.SG-ZVGR.2.M25.Z   |  | 0-1106429-9             |                            |                          |  |
| <b>Sockelgehäuse: Kabeleingang seitlich, Hohe Bauform</b><br><i>Surface mounted housing: Side entry, High construction</i><br><br>        | 2xM32  | 29                      | HD-Z.24.SG-ZVGR.1.29.Z     | 1-1102511-8              |  |
|   |  | 2x29                    | HD-Z.24.SG-ZVGR.2.29.Z     | 1-1102513-8              |  |
|   |  | HD-Z.24.SG-ZVGR.2.M32.Z | 1-1106434-4                |                          |  |
|   | Mit Korrosionsschutz<br><i>With corrosion protection</i> |                         |                            |                          |  |
|   | 2xM32  | 29                      | HD-K/Z.24.SG-ZVGR.1.29.Z   | 2-1102511-8              |  |
|   |  | 2x29                    | HD-K/Z.24.SG-ZVGR.2.29.Z   | 2-1102513-8              |  |
| HD-K/Z.24.SG-ZVGR.2.M32.Z   |  | 0-1106469-9             |                            |                          |  |

**Passende Kabelverschraubungen ab Seite 188/Suitable Cable fittings from page 188**

**HIP.10/24, HIP-K.10/24, EMV-K.10/24 Gehäuse/Housings Baugröße/Size 4**

**HIP:** Druckdicht, silbergrau, **HIP-K:** Korrosionsgeschützt, schwarz

**EMV-K:** Schutz gegen elektromagnetische Beeinflussung, druckdicht, korrosionsgeschützt, schwarz

**HIP:** Pressure-tight, silver-grey, **HIP-K:** Housings corrosion-resistant, black

**EMV-K:** Protection against electro-magnetic interference, pressure-tight, housings corrosion-resistant, black

**Druckdicht bis ≤ 5 bar/pressure-tight up to 5 bar IP 68**

| Bezeichnung<br>Description   | Metr.      | PG | Bestelltext<br>Designation         | Bestell-Nr.<br>Order No.               |             |
|--|------------|----|------------------------------------|--|-------------|
| <b>Steckergehäuse:</b> Kabeleingang seitlich<br><b>Hood:</b> Side entry, Standard construction<br> | M25        | 16 | <b>HIP</b><br>HIP.10/24.STS.1.16.G | 1-1102640-5                            |             |
|  |            | 21 | HIP.10/24.STS.1.21.G               | 1-1102642-5                            |             |
|  |            |    | HIP.10/24.STS.1.M25.G              | 0-1106436-2                            |             |
|  | M25<br>M32 | 21 |                                    | <b>HIP-K</b><br>HIP-K.10/24.STS.1.21.G | 2-1102642-5 |
|  |            |    |                                    | HIP-K.10/24.STS.1.M25.G                | 0-1106436-4 |
|  |            |    |                                    | HIP-K.10/24.STS.1.M32.G                | 0-1106436-6 |
|  | M25<br>M32 | 21 |                                    | <b>EMV-K</b><br>EMV-K.10/24.STS.1.21.G | 4-1102714-5 |
|  |            |    |                                    | EMV-K.10/24.STS.1.M25.G                | 0-1106427-3 |
|  |            |    |                                    | EMV-K.10/24.STS.1.M32.G                | 1-1106427-0 |
| <b>Steckergehäuse:</b> Kabeleingang oben<br><b>Hood:</b> Top entry<br>                             | M25        | 16 | <b>HIP</b><br>HIP.10/24.STO.1.16.G | 1-1102644-5                            |             |
|  |            | 21 | HIP.10/24.STO.1.21.G               | 1-1102646-5                            |             |
|  |            |    | HIP.10/24.STO.1.M25.G              | 0-1106436-1                            |             |
|  | M25<br>M32 | 16 |                                    | <b>HIP-K</b><br>HIP-K.10/24.STO.1.16.G | 2-1102644-5 |
|  |            |    |                                    | HIP-K.10/24.STO.1.M25.G                | 0-1106436-3 |
|  |            |    |                                    | HIP-K.10/24.STO.1.M32.G                | 0-1106436-5 |
|  | M25        | 21 |                                    | <b>EMV-K</b><br>EMV-K.10/24.STO.1.21.G | 4-1102715-5 |
|  |            |    |                                    | EMV-K.10/24.STO.1.M25.G                | 0-1106427-4 |
|  |            |    |                                    |  |             |
| <b>Anbaugeschäuse:</b> Kabeleingang unten<br><b>Surface mounted housing:</b> Bottom entry<br>      |            |    | <b>HIP</b><br>HIP.10/24.AG         | 1-1102647-5                            |             |
|  |            |    | <b>HIP-K</b><br>HIP-K.10/24.AG     | 2-1102647-5                            |             |
|  |            |    | <b>EMV-K</b><br>EMV-K.10/24.AG     | 4-1102718-5                            |             |

**Passende Kabelverschraubungen ab Seite 188/Suitable Cable fittings from page 188**

**HIP.10/24, HIP-K.10/24, EMV-K.10/24 Gehäuse/Housings Baugröße/Size 4**


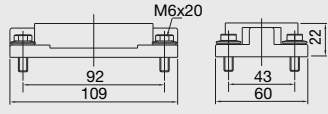
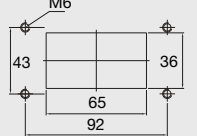

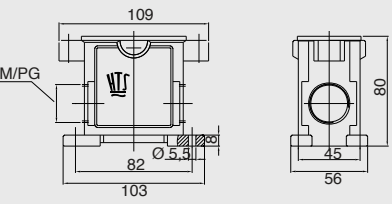

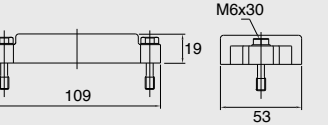
**HIP:** Druckdicht, silbergrau, **HIP-K:** Korrosionsgeschützt, schwarz

**EMV-K:** Schutz gegen elektromagnetische Beeinflussung, druckdicht, korrosionsgeschützt, schwarz

**HIP:** Pressure-tight, silver-grey, **HIP-K:** Housings corrosion-resistant, black

**EMV-K:** Protection against electro-magnetic interference, pressure-tight, housings corrosion-resistant, black

**Druckdicht bis ≤ 5 bar/pressure-tight up to 5 bar IP 68**

| Bezeichnung<br>Description  | Metr.  | PG    | Bestelltext<br>Designation   | Bestell-Nr.<br>Order No.   |   |
|---|--|-------|--|--|---|
| <b>Anbaugehäuse:</b> Kabeleingang unten<br><i>Surface mounted housing: Bottom entry</i><br>  <p>Montageausschnitt/Panel cut-out</p>  |  |       | <b>HIP</b><br>HIP.10/24.AG.M6<br><br><b>HIP-K</b><br>HIP-K.10.AG.M6<br><br><b>EMV-K</b><br>EMV-K.10/24.AG.M6 | 1-1102612-5<br><br>2-1102612-5<br><br>4-1102720-5  |   |
|   | <b>Sockelgehäuse:</b> Kabeleingang seitlich<br><i>Surface mounted housing: Side entry</i><br>  | 2xM32 | 21<br>2x21   | <b>HIP</b><br>HIP.10/24.SG.1.21.G<br>HIP.10/24.SG.2.21.G<br>HIP.10/24.SG.2.M32.G<br><br><b>HIP-K</b><br>HIP-K.10/24.SG.1.21.G<br>HIP-K.10/24.SG.2.21.G | 1-1102610-5<br>1-1102611-5<br>0-1106435-1<br><br>5-1102610-5<br>2-1102611-5 |
|   |  | 2xM32 | 21<br>2x21   | <b>EMV-K</b><br>EMV-K.10/24.SG.1.21.G<br>EMV-K.10/24.SG.2.21.G<br>EMV-K.10/24.SG.2.M32.G   | 5-1102716-5<br>4-1102717-5<br>0-1106426-2                                   |
| <b>Schutzkappe für Gehäuse-Unterteile</b><br><i>Protective covers for hoods and housing</i><br>   |  |       |  | <b>HIP</b><br>HIP/EMV.10/24.SKB<br><br><b>HIP-K/EMV-K</b><br>HIP-K/EMV-K.10/24.SKB   | 3-1106202-5<br><br>4-1106202-5  |

**Passende Kabelverschraubungen ab Seite 188/Suitable Cable fittings from page 188**

**HA.16 Kontakteinsätze/Contact inserts**

**Baugröße/Size 5**

Schraubanschluss, Federzug-Anschluss,  
Crimpanschluss für gedrehte HE/HA Crimpkontakte

**Kontaktzahlen**  
**No. of contacts**

*Screw terminal, Spring Clamp terminal,  
Crimp terminal for screw machined HE/HA crimp contacts*

**16 +**

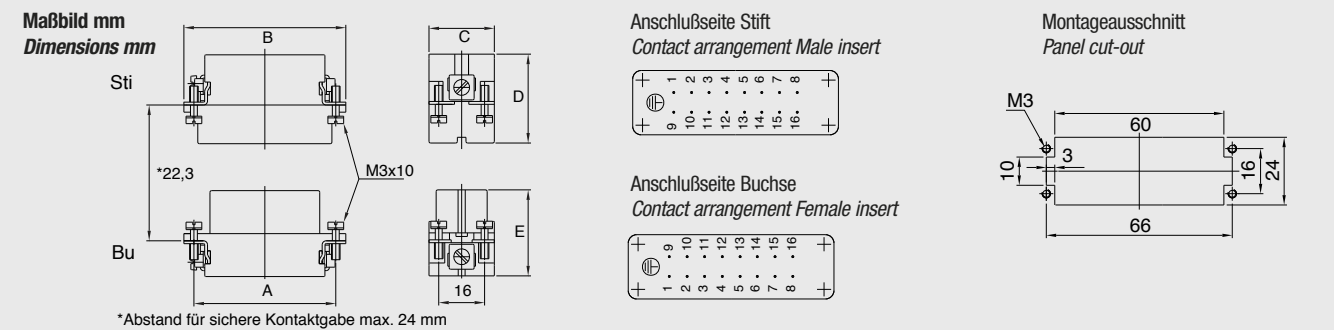
**250 V/16 A**

| Bezeichnung<br>Description   | Bestelltext<br>Designation | Bestell-Nr./Order No.       |                               |
|--|----------------------------|-----------------------------|-------------------------------|
|  |                            | Stifteinsatz<br>Male insert | Buchseinsatz<br>Female insert |
| <p>Stifteinsatz/Male insert</p> <p>Schraubanschluss/Screw terminal</p> | HA.16.Sti.S.B 1-16         | 1-1103416-1                 |                               |
| <p>Buchseinsatz/Female insert</p>                                      | HA.16.Bu.S.B 1-16          |                             | 1-1103417-1                   |
| <p>Federzug-Anschluss/Spring Clamp terminal</p>                        | HA.16.Sti.SC.B 1-16        | 7-1103416-1                 |                               |
| <p>Buchseinsatz/Female insert</p>                                      | HA.16.Bu.SC.B 1-16         |                             | 7-1103417-1                   |
| <p>Crimpanschluss/Crimp terminal</p>                                   | HA.16.Sti.C.B 1-16         | 2-1103416-3                 |                               |
| <p>Buchseinsatz/Female insert</p>                                      | HA.16.Bu.C.B 1-16          |                             | 2-1103417-3                   |

| Maße/Dimensions | A  | B  | C  | D  | E  |
|-----------------|----|----|----|----|----|
| mm              | 66 | 73 | 23 | 31 | 28 |

Passende Crimpkontakte siehe Seite 37, Passende Crimpwerkzeuge siehe Seite 37  
Suitable Crimp contacts see page 37, Suitable Crimping tools see page 37



**HN.D.25 Kontakteinsätze/Contact inserts**

**Baugröße/Size 5**


Crimpanschluss für gedrehte HN.D Crimpkontakte

**Kontaktzahlen  
No. of contacts**

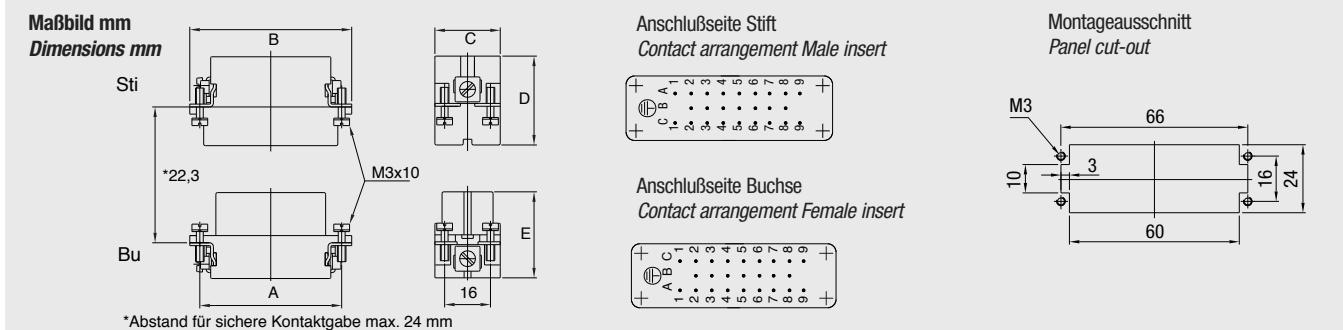
*Crimp terminal for screw machined HN.D crimp contacts*

**25 +**

**250 V/10 A**

| Bezeichnung<br>Description  | Bestelltext<br>Designation  | Bestell-Nr./Order No.              |                                    |    |    |   |    |    |    |    |    |    |  |  |  |
|---|---|------------------------------------|------------------------------------|----|----|---|----|----|----|----|----|----|--|--|--|
|   |   | Stifteinsatz<br>Male insert        | Buchseinsatz<br>Female insert      |    |    |   |    |    |    |    |    |    |  |  |  |
| <p>Stifteinsatz/Male insert</p> <p>Buchseinsatz/Female insert</p> <p>Crimpanschluss/Crimp terminal</p>  <p>*Zusätzliche Kennzeichnung „Z“ wie in Euromap 67 hinterlegt<br/>*Marked with „Z“ according Euromap 67</p> | <p>HN.D.25.Sti.C<br/>HN.D.25.Sti.C.B.1-25/Z</p> <p>HN.D.25.Bu.C<br/>HN.D.25.Bu.C.B.1-25/Z</p> | <p>2-1103108-3<br/>0-1103108-1</p> | <p>2-1103109-3<br/>0-1103109-1</p> |    |    |   |    |    |    |    |    |    |  |  |  |
| <table border="1"> <thead> <tr> <th>Maße/Dimensions</th> <th>A</th> <th>B</th> <th>C</th> <th>D</th> <th>E</th> </tr> </thead> <tbody> <tr> <td>mm</td> <td>66</td> <td>73</td> <td>23</td> <td>35</td> <td>35</td> </tr> </tbody> </table>   | Maße/Dimensions   | A                                  | B                                  | C  | D  | E | mm | 66 | 73 | 23 | 35 | 35 |  |  |  |
| Maße/Dimensions   | A   | B                                  | C                                  | D  | E  |   |    |    |    |    |    |    |  |  |  |
| mm  | 66  | 73                                 | 23                                 | 35 | 35 |   |    |    |    |    |    |    |  |  |  |

Passende Crimpkontakte siehe Seite 34, Passende Crimpwerkzeuge siehe Seite 34  
Suitable Crimp contacts see page 34, Suitable Crimping tools see page 34



**HD.25 Kontakteinsätze/Contact inserts**

**Baugröße/Size 5**




Crimpanschluss für gestanzte HD.M Crimpkontakte

**Kontaktzahlen  
No. of contacts**

*Crimp terminal for stamped HD.M crimp contacts*

**25 +**

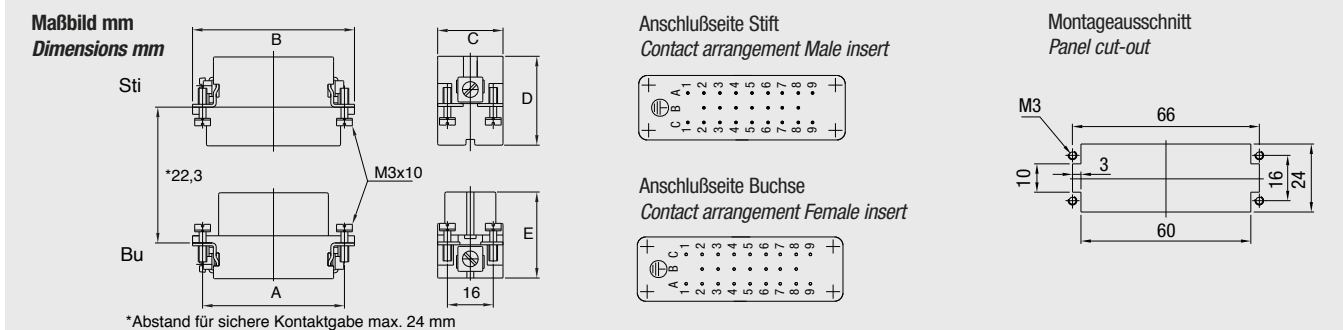
**250 V/10 A**

| Bezeichnung<br>Description   | Bestelltext<br>Designation | Bestell-Nr./Order No.       |                               |
|--|----------------------------|-----------------------------|-------------------------------|
|  |                            | Stifteinsatz<br>Male insert | Buchseinsatz<br>Female insert |
| <div style="display: flex; justify-content: space-between;"> <div style="width: 45%;"> <p>Stifteinsatz/Male insert</p> <p>Crimpanschluss/Crimp terminal</p>   </div> <div style="width: 45%;"> <p>Buchseinsatz/Female insert</p>  </div> </div> | HD.25.Sti.C                | 2-1103010-3                 |                               |
|  | HD.25.Bu.C                 |                             | 2-1103011-3                   |

| Maße/Dimensions | A  | B  | C  | D  | E  |
|-----------------|----|----|----|----|----|
| mm              | 66 | 73 | 23 | 35 | 35 |

Passende Crimpkontakte siehe Seite 35, Passende Crimpwerkzeuge siehe Seite 35  
 Suitable Crimp contacts see page 35, Suitable Crimping tools see page 35





**HA.16/HD.25 Gehäuse/Housings**


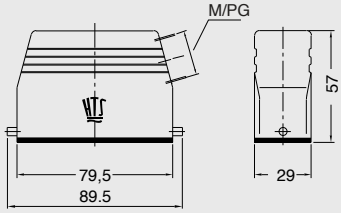

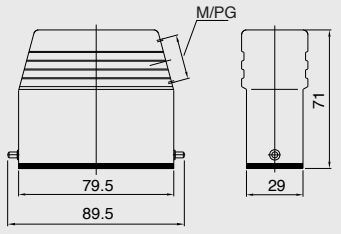

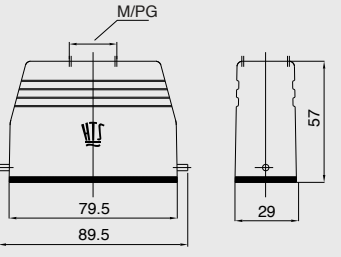

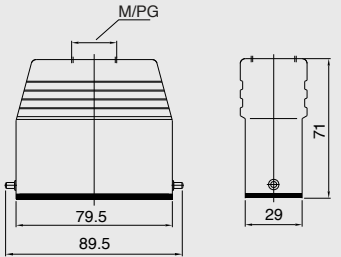
**Baugröße/Size 5**

Pulverbeschichtet, silbergrau

*Powder-coated, silver-grey*

**Längsbügel am Unterteil/Side clip at housing bottom**

**IP 65**

| Bezeichnung<br>Description   | Metr. | PG       | Bestelltext<br>Designation                                | Bestell-Nr.<br>Order No.                  |
|--|-------|----------|---|---|
| <b>Steckergehäuse:</b> Kabeleingang seitlich<br><b>Hood:</b> Side entry<br>    | M20   | 16       | HA.16.STS.1.16.G<br>HA.16.STS.1.M20.G                     | 1-1102136-7<br>0-1106439-2                |
| <b>Steckergehäuse:</b> Kabeleingang seitlich<br><b>Hood:</b> Side entry<br>  | M25   | 16<br>21 | HD.25.STS.1.16.G<br>HD.25.STS.1.21.G<br>HD.25.STS.1.M25.G | 1-1102530-7<br>1-1102533-7<br>0-1106442-2 |
| <b>Steckergehäuse:</b> Kabeleingang oben,<br><b>Hood:</b> Top entry<br>    | M20   | 16       | HA.16.STO.1.16.G<br>HA.16.STO.1.M20.G                     | 1-1102139-7<br>0-1106439-1                |
| <b>Steckergehäuse:</b> Kabeleingang oben,<br><b>Hood:</b> Top entry<br>    | M25   | 16<br>21 | HD.25.STO.1.16.G<br>HD.25.STO.1.21.G<br>HD.25.STO.1.M25.G | 1-1102536-7<br>1-1102539-7<br>0-1106442-1 |

**Passende Kabelverschraubungen ab Seite 188/Suitable Cable fittings from page 188**

**HA.16/HD.25 Gehäuse/Housings** **Baugröße/Size 5**

Pulverbeschichtet, silbergrau

*Powder-coated, silver-grey*

**Längsbügel am Unterteil/Side clip at housing bottom** **IP 65**

| Bezeichnung<br>Description   | Metr.        | PG                       | Bestelltext<br>Designation  | Bestell-Nr.<br>Order No.  |
|--|--------------|--------------------------|---|---|
| <p><b>Anbaugehäuse:</b> Kabeleingang unten<br/><i>Surface mounted housing: Bottom entry</i></p>                                    |              |                          | HA.16.AG-LB   | 1-1102140-2   |
| <p><b>Anbaugehäuse:</b> Kabeleingang unten<br/><i>Surface mounted housing: Bottom entry</i></p>                                    |              |                          | HA.16.AGD-LB  | 1-1102141-2   |
| <p><b>Sockelgehäuse:</b> Kabeleingang seitlich<br/><i>Surface mounted housing: Side entry</i></p>                                  | M20<br>2xM20 | 16<br>2x16               | HA.16.SG-LB.1.16 Z<br>HA.16.SG-LB.2.16 Z<br>HA.16.SG-LB.1.M20.Z<br>HA.16.SG-LB.2.M20.Z                      | 1-1102143-2<br>1-1102145-2<br>0-1106438-2<br>0-1103058-1                |
| <p><b>Sockelgehäuse:</b> Kabeleingang seitlich, Hohe Bauform<br/><i>Surface mounted housing: Side entry, High construction</i></p> | 2xM25        | 16<br>2x16<br>21<br>2x21 | HD.25.SG-LB.1.16 Z<br>HD.25.SG-LB.2.16 Z<br>HD.25.SG-LB.1.21 Z<br>HD.25.SG-LB.2.21 Z<br>HD.25.SG-LB.2.M25.Z | 1-1102541-2<br>1-1102543-2<br>1-1102545-2<br>1-1102547-2<br>0-1106441-2 |

**Passende Kabelverschraubungen ab Seite 188/Suitable Cable fittings from page 188**

HA.16/HD.25 Gehäuse/Housings

Baugröße/Size 5

Pulverbeschichtet, silbergrau

Powder-coated, silver-grey

Längsbügel am Unterteil/Side clip at housing bottom

IP 65

| Bezeichnung<br>Description   | Metr.        | PG                       | Bestelltext<br>Designation   | Bestell-Nr.<br>Order No.  |
|--|--------------|--------------------------|--|---|
| <p><b>Sockelgehäuse:</b> Kabeleingang seitlich, Standard Bauform<br/><i>Surface mounted housing: Side entry, Standard construction</i></p> | M20<br>2xM20 | 16<br>2x16               | HA.16.SGD-LB.1.16 Z<br>HA.16.SGD-LB.2.16 Z<br>HA.16.SGD-LB.1.M20.Z<br>HA.16.SGD-LB.2.M20.Z                       | 1-1102147-2<br>1-1102149-2<br>0-1106438-1<br>0-1103058-2                |
| <p><b>Sockelgehäuse:</b> Kabeleingang seitlich, Hohe Bauform<br/><i>Surface mounted housing: Side entry, High construction</i></p>         | 2xM25        | 16<br>2x16<br>21<br>2x21 | HD.25.SGD-LB.1.16 Z<br>HD.25.SGD-LB.2.16 Z<br>HD.25.SGD-LB.1.21 Z<br>HD.25.SGD-LB.2.21.Z<br>HD.25.SGD-LB.2.M25.Z | 1-1102549-2<br>1-1102551-2<br>1-1102553-2<br>1-1102555-2<br>0-1106441-1 |
| <p><b>Kupplungsgehäuse:</b> Kabeleingang unten, Standard Bauform<br/><i>Cable-to-cable hood: Bottom entry, Standard construction</i></p>   | M20          | 16                       | HA.16.KDO-LB.1.16 G<br>HA.16.KDO-LB.1.M20.G  | 1-1102152-2<br>0-1106437-1  |
| <p><b>Kupplungsgehäuse:</b> Kabeleingang unten, Hohe Bauform<br/><i>Cable-to-cable hood: Bottom entry, High construction</i></p>           | M25          | 21                       | HD.25.KDO-LB.1.21 G<br>HD.25.KDO-LB.1.M25.G  | 1-1102561-2<br>0-1106440-1  |

Passende Kabelverschraubungen ab Seite 188/Suitable Cable fittings from page 188

**HE.16 Kontakteinsätze/Contact inserts**

**Baugröße/Size 6**







Schraubanschluss, Federzug-Anschluss,  
Crimpanschluss für gedrehte HE/HA Crimpkontakte

**Kontaktzahlen**  
**No. of contacts**

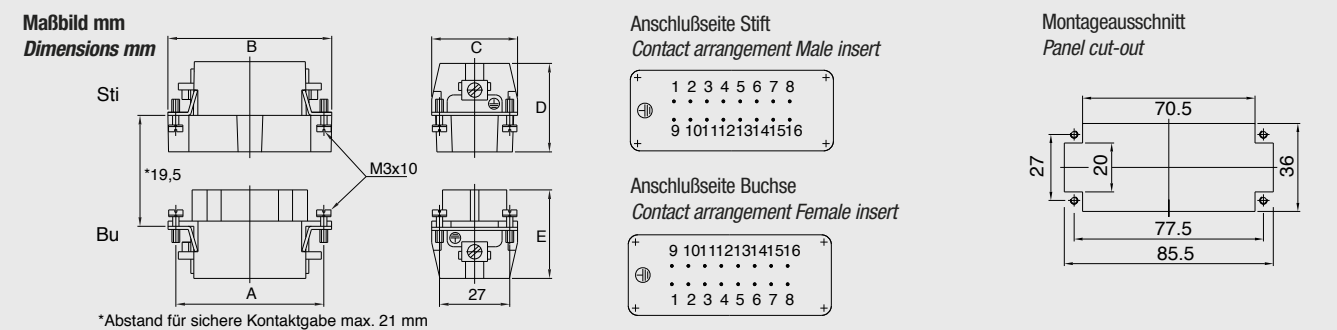
*Screw terminal, Spring Clamp terminal,  
Crimp terminal for screw machined HE/HA crimp contacts*

**16 +**

**400 V/16 A**

| Bezeichnung<br>Description  | Bestelltext<br>Designation | Bestell-Nr./Order No.       |                               |    |    |   |    |      |      |    |    |    |  |  |  |
|---|----------------------------|-----------------------------|-------------------------------|----|----|---|----|------|------|----|----|----|--|--|--|
|   |                            | Stifteinsatz<br>Male insert | Buchseinsatz<br>Female insert |    |    |   |    |      |      |    |    |    |  |  |  |
| <p>Stifteinsatz/Male insert</p> <p>Schraubanschluss/Screw terminal</p>   | HE.16.Sti.S.B 1-16         | 1-1103638-1                 |                               |    |    |   |    |      |      |    |    |    |  |  |  |
| <p>Buchseinsatz/Female insert</p>    | HE.16.Bu.S.B 1-16          |                             | 1-1103639-1                   |    |    |   |    |      |      |    |    |    |  |  |  |
| <p>Federzug-Anschluss/Spring Clamp terminal</p>   | HE.16.Sti.SC.B 1-16        | 7-1103638-1                 |                               |    |    |   |    |      |      |    |    |    |  |  |  |
| <p>Buchseinsatz/Female insert</p>    | HE.16.Bu.SC.B 1-16         |                             | 7-1103639-1                   |    |    |   |    |      |      |    |    |    |  |  |  |
| <p>Crimpanschluss/Crimp terminal</p>   | HE.16.Sti.C.B 1-16         | 2-1103638-3                 |                               |    |    |   |    |      |      |    |    |    |  |  |  |
| <p>Buchseinsatz/Female insert</p>    | HE.16.Bu.C.B 1-16          |                             | 2-1103639-3                   |    |    |   |    |      |      |    |    |    |  |  |  |
| <p>Maße/Dimensions</p> <table border="1"> <tr> <td></td> <td>A</td> <td>B</td> <td>C</td> <td>D</td> <td>E</td> </tr> <tr> <td>mm</td> <td>77,5</td> <td>83,5</td> <td>33</td> <td>34</td> <td>35</td> </tr> </table> |                            | A                           | B                             | C  | D  | E | mm | 77,5 | 83,5 | 33 | 34 | 35 |  |  |  |
|   | A                          | B                           | C                             | D  | E  |   |    |      |      |    |    |    |  |  |  |
| mm  | 77,5                       | 83,5                        | 33                            | 34 | 35 |   |    |      |      |    |    |    |  |  |  |

Passende Crimpkontakte siehe Seite 37, Passende Crimpwerkzeuge siehe Seite 37  
Suitable Crimp contacts see page 37, Suitable Crimping tools see page 37



**HEE.32 Kontakteinsätze/Contact inserts**

**Baugröße/Size 6**



Crimpanschluss für gedrehte HE Crimpkontakte

**Kontaktzahlen**  
**No. of contacts**

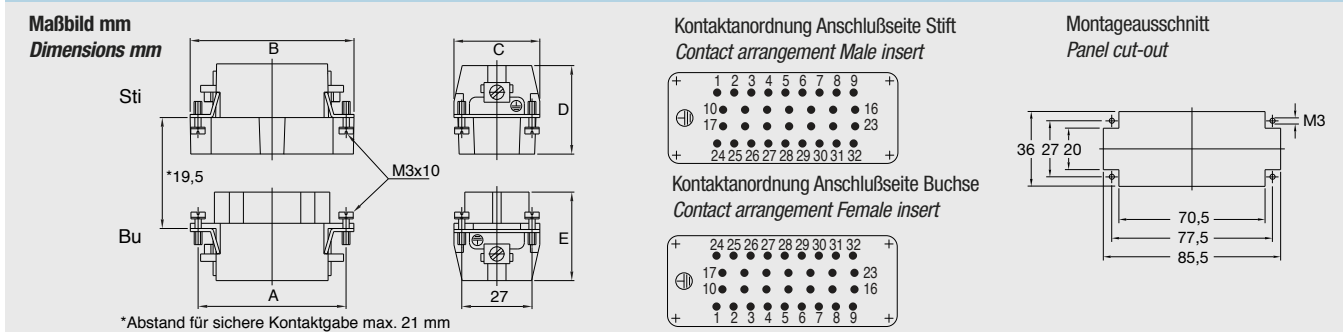
*Crimp terminal for screw machined HE crimp contacts*

**32 +**

**500 V/16 A**

| Bezeichnung<br>Description  | Bestelltext<br>Designation   | Bestell-Nr./Order No.       |                               |    |   |   |      |      |    |    |    |  |  |
|---|--|-----------------------------|-------------------------------|----|---|---|------|------|----|----|----|--|--|
|   |  | Stifteinsatz<br>Male insert | Buchseinsatz<br>Female insert |    |   |   |      |      |    |    |    |  |  |
| Stifteinsatz/Male insert<br><br>Buchseinsatz/Female insert<br><br>Crimpanschluss/Crimp terminal<br><br>  | HEE.32.Sti.C<br>HEE.32.Sti.C.FS*<br><br><br><br>HEE.32.Bu.C<br>HEE.32.Bu.C.FS*   | 0-1102895-1<br>0-1102895-3  | 0-1102896-1<br>0-1102896-3    |    |   |   |      |      |    |    |    |  |  |
| *Kunststoff ist I2F1 qualifiziert nach NF-F 16-101, 102<br>Plastic is qualified I2F1 according NF-F 16-101, 102   |  |                             |                               |    |   |   |      |      |    |    |    |  |  |
| Maße/Dimensions<br>mm   | <table border="1"> <thead> <tr> <th>A</th> <th>B</th> <th>C</th> <th>D</th> <th>E</th> </tr> </thead> <tbody> <tr> <td>77,5</td> <td>83,5</td> <td>33</td> <td>34</td> <td>37</td> </tr> </tbody> </table> | A                           | B                             | C  | D | E | 77,5 | 83,5 | 33 | 34 | 37 |  |  |
| A   | B  | C                           | D                             | E  |   |   |      |      |    |    |    |  |  |
| 77,5  | 83,5   | 33                          | 34                            | 37 |   |   |      |      |    |    |    |  |  |

Passende Crimpkontakte siehe Seite 37, Passende Crimpwerkzeuge siehe Seite 37  
 Suitable Crimp contacts see page 37, Suitable Crimping tools see page 37



**HVT.23 Kontakteinsätze/Contact inserts**

**Baugröße/Size 6**



Crimpanschluss für gedrehte HVT Crimpkontakte

**Kontaktzahlen  
No. of contacts**

*Crimp terminal for screw machined HVT crimp contacts*

**23 +**

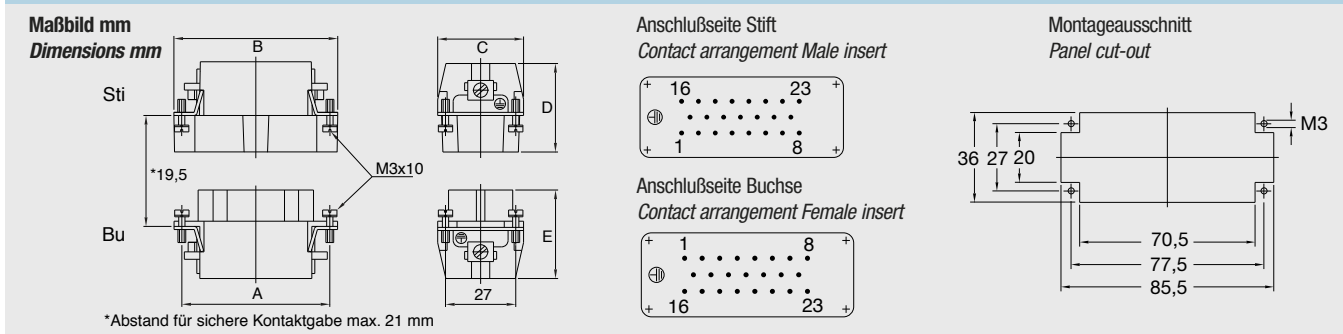
**400 V/16 A**

| Bezeichnung<br>Description   | Bestelltext<br>Designation | Bestell-Nr./Order No.       |                               |
|--|----------------------------|-----------------------------|-------------------------------|
|  |                            | Stifteinsatz<br>Male insert | Buchseinsatz<br>Female insert |
| Stifteinsatz/Male insert<br><br>Crimpanschluss/Crimp terminal<br><br> | HVT.23.Sti.C               | 2-1104008-3                 |                               |
| Buchseinsatz/Female insert<br><br>                                    | HVT.23.Bu.C                |                             | 2-1104010-3                   |

| Maß/Dimensions | A    | B    | C  | D  | E  |
|----------------|------|------|----|----|----|
| mm             | 77,5 | 83,5 | 33 | 35 | 40 |

Passende Crimpkontakte siehe Seite 38, Passende Crimpwerkzeuge siehe Seite 38  
 Suitable Crimp contacts see page 38, Suitable Crimping tools see page 38



**HN.D.40/HN.2D.72 Kontakteinsätze/Contact inserts**

**Baugröße/Size 6**

Crimpanschluss für gedrehte HN.D Crimpkontakte

**Kontaktzahlen**

**No. of contacts**

*Crimp terminal for screw machined HN.D crimp contacts*

**40/72 +**

**250 V/10 A**

| Bezeichnung<br>Description   | Bestelltext<br>Designation | Bestell-Nr./Order No.       |                               |
|--|----------------------------|-----------------------------|-------------------------------|
|  |                            | Stifteinsatz<br>Male insert | Buchseinsatz<br>Female insert |
| <p>Stifteinsatz/Male insert</p> <p>Buchseinsatz/Female insert</p> <p>Crimpanschluss/Crimp terminal</p> | HN.D.40.Sti.C              | 2-1103110-3                 |                               |
|  | HN.D.40.Bu.C               |                             | 2-1103111-3                   |
| <p>Crimpanschluss/Crimp terminal</p>   | HN.2D.72.Sti.C.B1-72       | 2-1103208-3                 |                               |
|  | HN.2D.72.Bu.C.B1-72        |                             | 2-1103212-3                   |

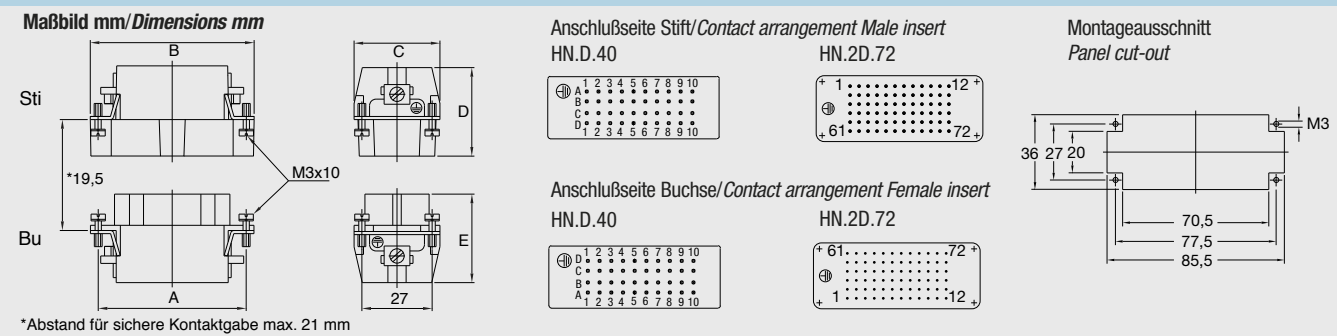
  

| HN.D.40         |      |      |    |    |    |
|-----------------|------|------|----|----|----|
| Maße/Dimensions | A    | B    | C  | D  | E  |
| mm              | 77,5 | 84,5 | 33 | 35 | 35 |

| HN.2D.72        |      |      |    |      |    |
|-----------------|------|------|----|------|----|
| Maße/Dimensions | A    | B    | C  | D    | E  |
| mm              | 77,5 | 83,5 | 34 | 36,5 | 37 |

Passende Crimpkontakte siehe Seite 34, Passende Crimpwerkzeuge siehe Seite 34  
 Suitable Crimp contacts see page 34, Suitable Crimping tools see page 34



**HD.40 Kontakteinsätze/Contact inserts**

**Baugröße/Size 6**



Crimpanschluss für gestanzte HD.M Crimpkontakte

**Kontaktzahlen  
No. of contacts**

*Crimp terminal for stamped HD.M crimp contacts*

**40 +**

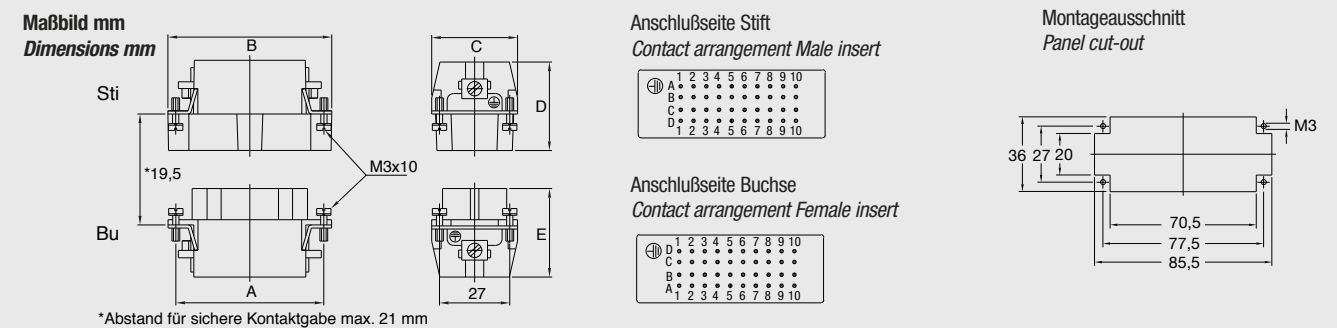
**250 V/10 A**

| Bezeichnung<br>Description   | Bestelltext<br>Designation | Bestell-Nr./Order No.       |                               |
|--|----------------------------|-----------------------------|-------------------------------|
|  |                            | Stifteinsatz<br>Male insert | Buchseinsatz<br>Female insert |
| Stifteinsatz/Male insert<br><br>Crimpanschluss/Crimp terminal<br><br> | HD.40.Sti.C                | 2-1103012-3                 |                               |
| Buchseinsatz/Female insert<br><br>                                    | HD.40.Bu.C                 |                             | 2-1103013-3                   |

| Maße/Dimensions | A    | B    | C  | D  | E  |
|-----------------|------|------|----|----|----|
| mm              | 77,5 | 84,5 | 33 | 35 | 35 |

Passende Crimpkontakte siehe Seite 35, Passende Crimpwerkzeuge siehe Seite 35  
 Suitable Crimp contacts see page 35, Suitable Crimping tools see page 35





**HSK.6+36 Kontakteinsätze/Contact inserts**

**Baugröße/Size 6**

Crimpanschluss für gedrehte HSK/HN.D Crimpkontakte

**Kontaktzahlen**

*Crimp terminal for screw machined HSK/HN.D crimp contacts*

*No. of contacts*

**6 + 36 +**

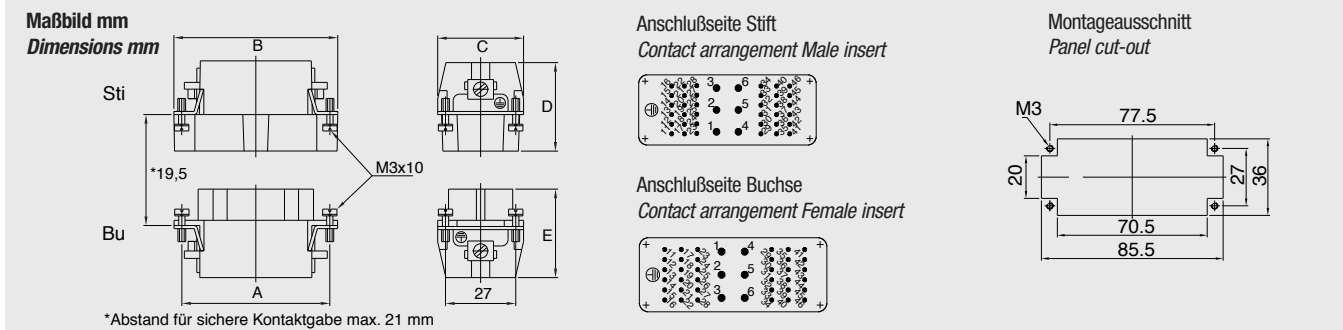
**690 V/40 A, 250 V/10 A**

| Bezeichnung<br>Description    | Bestelltext<br>Designation | Bestell-Nr./Order No.       |                               |
|-------------------------------|----------------------------|-----------------------------|-------------------------------|
|                               |                            | Stifteinsatz<br>Male insert | Buchseinsatz<br>Female insert |
| Stifteinsatz/Male insert      |                            |                             |                               |
| Buchseinsatz/Female insert    |                            |                             |                               |
| Crimpanschluss/Crimp terminal |                            |                             |                               |
|                               | HSK.6/36.Sti.C             | 0-1108761-1                 |                               |
|                               | HSK.6/36.Bu.C              |                             | 0-1108762-1                   |

| Maße/Dimensions | A    | B    | C  | D  | E  |
|-----------------|------|------|----|----|----|
| mm              | 77,5 | 83,5 | 34 | 39 | 41 |

Passende Crimpkontakte Power siehe Seite 39, passende Crimpkontakte Signal siehe Seite 34  
 Suitable Crimp contacts Power see page 39, suitable Crimp contacts Signal see page 34



**HMX.6/12 + 12/2 Kontakteinsätze/Contact inserts**

**Baugröße/Size 6**

Crimpanschluss für gedrehte HSK/HN.D Crimpkontakte

**Kontaktzahlen**

*Crimp terminal for screw machined HSK/HN.D crimp contacts*

*No. of contacts*

**6/12; 12/2 +**

**690 V/40 A, 400 V/10 A; 500 V/40 A, 250 V/10 A**

| Bezeichnung<br>Description   | Bestelltext<br>Designation | Bestell-Nr./Order No.       |                               |
|--|----------------------------|-----------------------------|-------------------------------|
|  |                            | Stifteinsatz<br>Male insert | Buchseinsatz<br>Female insert |
| <div style="display: flex; justify-content: space-around;"> <div style="text-align: center;"> <p>Stifteinsatz/Male insert</p> </div> <div style="text-align: center;"> <p>Buchseinsatz/Female insert</p> </div> </div> |                            |                             |                               |
| <p>Crimpanschluss/Crimp terminal</p>   | HMX.6/12.Sti.C             | 0-1103146-1                 |                               |
|  | HMX.6/12.Bu.C              |                             | 0-1103147-1                   |
|  | HMX.12/2.Sti.C             | 0-1103153-1                 |                               |
|  | HMX.12/2.Bu.C              |                             | 0-1103154-1                   |

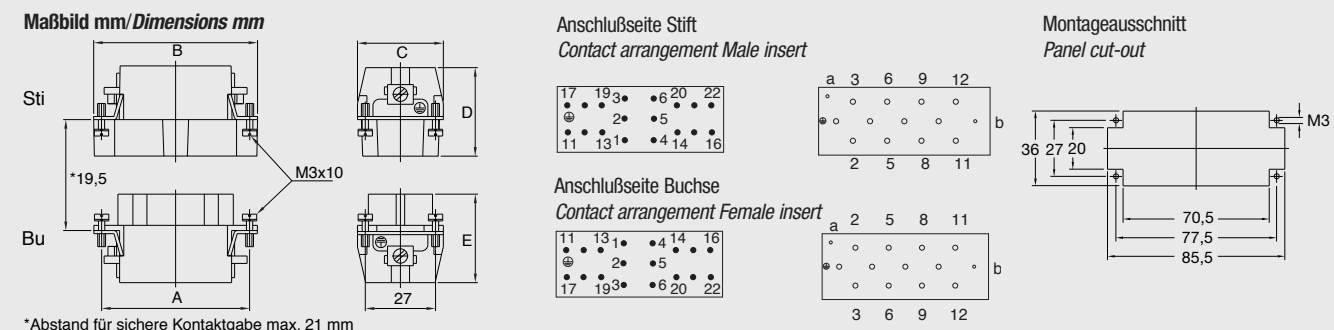
  

| HMX.6/12        |      |    |    |    |    |
|-----------------|------|----|----|----|----|
| Maße/Dimensions | A    | B  | C  | D  | E  |
| mm              | 77,5 | 84 | 35 | 39 | 38 |

| HMX.12/2        |      |    |    |    |    |
|-----------------|------|----|----|----|----|
| Maße/Dimensions | A    | B  | C  | D  | E  |
| mm              | 77,5 | 84 | 34 | 39 | 38 |

Passende Crimpkontakte Power siehe Seite 39, passende Crimpkontakte Signal siehe Seite 34  
 Suitable Crimp contacts Power see page 39, suitable Crimp contacts Signal see page 34



**HSB.6/35; HMX4/2; HMX4/0 Kontakteinsätze/Contact inserts**

**Baugröße/Size 6**

Schraubanschluss

Kontaktzahlen

Screw terminal

No. of contacts

**6; 4/2; 4/0 +**

**400 V/35 A; 690 V/80 A, 400 V/16 A; 690 V/80 A**

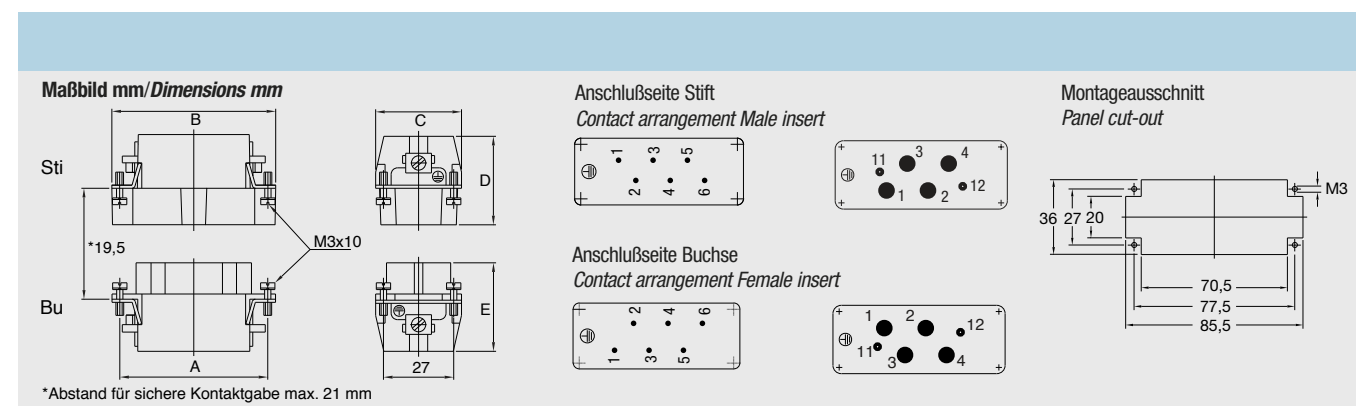
| Bezeichnung<br>Description  | Bestelltext<br>Designation | Bestell-Nr./Order No.       |                               |
|---|----------------------------|-----------------------------|-------------------------------|
|   |                            | Stifteinsatz<br>Male insert | Buchseinsatz<br>Female insert |
| Stifteinsatz/Male insert<br><br>Schraubanschluss/Screw terminal<br><br> | HSB.6.35.Sti.S.B 1-6       | 1-1104204-1                 |                               |
| Buchseinsatz/Female insert<br><br>                                      | HSB.6.35.Bu.S.B 1-6        |                             | 1-1104205-1                   |
| Schraubanschluss/Screw terminal<br><br>                                 | HMX.4/2.Sti.S              | 0-1102075-1                 |                               |
|   | HMX.4/0.Sti.S              | 0-1104701-1                 |                               |
|   | HMX.4/2.Bu.S               |                             | 0-1102076-1                   |
|   | HMX.4/0.Bu.S               |                             | 0-1104700-1                   |

| HSB.6/35        |      |      |    |    |      |
|-----------------|------|------|----|----|------|
| Maße/Dimensions | A    | B    | C  | D  | E    |
| mm              | 77,5 | 83,5 | 33 | 33 | 33,5 |


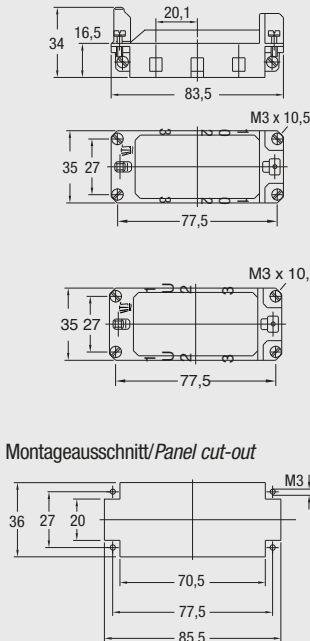



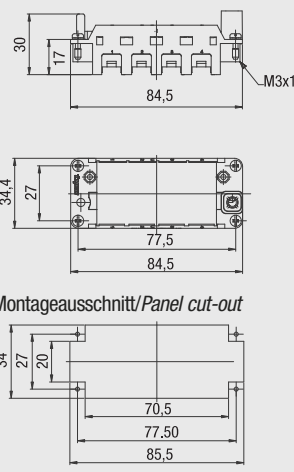
  

| HMX.4/2; HMX.4/0 |      |    |    |    |    |
|------------------|------|----|----|----|----|
| Maße/Dimensions  | A    | B  | C  | D  | E  |
| mm               | 77,5 | 83 | 33 | 45 | 46 |



Verbindlich für Toleranzen der Abmessungen und technische Werte sind ausschließlich die neuesten TE Connectivity Kundenzeichnungen bzw. Produkt-Spezifikationen, die Sie auf Anfrage erhalten.  
All specifications subject to change. Consult TE Connectivity for latest design specifications.

**Modul Halterahmen/Module Fixing Frame** **Baugröße/Size 6**

| Bezeichnung<br>Description  | Bestelltext<br>Designation         | Bestell-Nr./Order No.              |                          |
|---|------------------------------------|------------------------------------|--------------------------|
|   |                                    | Oberteil<br>Top part               | Unterteil<br>Bottom part |
| <p>Halterahmen/ Fixing frame</p>  <p>Für Modul MDL Seite 194–203<br/>For module MDL page 194–203</p>      | <p>MDL2-GR.0-6/B.1-3</p>           | <p>0-1108782-1</p>                 |                          |
|  <p>Für Modul MDL Seite 194–203<br/>For module MDL page 194–203</p>                                       | <p>MDL2-GR.U-6/B.1-3</p>           | <p>0-1108782-2</p>                 |                          |
| <p>Halterahmen/ Fixing frame</p>  <p>Für Modul HVS Seite 204–212<br/>For module HVS page 204–212</p>  | <p>HVS-R.0 1-4<br/>HVS-R.u 1-4</p> | <p>0-1103250-3<br/>0-1103250-4</p> |                          |

**HB.16, HB-K.16, HD.40, HD-K.40 Gehäuse/Housings**

**Baugröße/Size 6**

Pulverbeschichtet, silbergrau  
 K = korrosionsgeschützt, schwarz

*Powder-coated, silver-grey*  
*K = corrosion-resistant, black*

**Verschlussbügel am Unterteil/Locking clip at housing bottom**

**IP 65**

| Bezeichnung<br>Description   | Metr. | PG | Bestelltext<br>Designation                        | Bestell-Nr.<br>Order No.   |
|--|-------|----|---|----------------------------|
| <b>Steckergehäuse:</b> Kabeleingang seitlich, Standard Bauform<br><b>Hood:</b> Side entry, Standard construction<br> | M25   | 21 | HB.16.STS.1.21.G                                  | 1-1102292-6                |
|  | M32   |    | HB.16.STS.1M25.G<br>HB.16.STS.1M32.G              | 2-1106449-5<br>0-1106449-4 |
| <b>Steckergehäuse:</b> Kabeleingang seitlich, Hohe Bauform<br><b>Hood:</b> Side entry, High construction<br>         | M32   | 21 | HB-K.16.STS.1.21.G                                | 2-1102292-6                |
|  |       |    | HB-K.16.STS.1M32.G                                | 1-1106449-0                |
| <b>Steckergehäuse:</b> Kabeleingang seitlich, Hohe Bauform<br><b>Hood:</b> Side entry, High construction<br>         | M32   | 21 | HD.40.STS.1.21.G                                  | 1-1102564-6                |
|  |       | 29 | HD.40.STS.1.29.G                                  | 1-1102567-6                |
|  | M40   |    | HD.40.STS.1.M32.G<br>HD.40.STS.1.M40.G            | 0-1106452-4<br>1-1106452-7 |
|  |       |    | Mit Korrosionsschutz<br>With corrosion protection |                            |
| <b>Steckergehäuse:</b> Kabeleingang seitlich, Keilform<br><b>Hood:</b> Side entry, Standard construction<br>         | M32   | 21 | HD-K.40.STS.1.21.G                                | 2-1102564-6                |
|  |       | 29 | HD-K.40.STS.1.29.G                                | 2-1102567-6                |
|  |       |    | HD-K.40.STS.1.M32.G                               | 1-1106452-0                |
| <b>Steckergehäuse:</b> Kabeleingang seitlich, Keilform<br><b>Hood:</b> Side entry, Standard construction<br>         | M32   | 21 | HB-KF.16.STS.1.21.G                               | 1-1102220-6                |
|  |       |    | HB-KF.16.STS.1.M32.G                              | 1-1106449-5                |
| <b>Steckergehäuse:</b> Kabeleingang seitlich, Keilform<br><b>Hood:</b> Side entry, Standard construction<br>         | M32   | 21 | HB-KF/K.16.STS.1.21.G                             | 2-1102220-6                |
|  |       |    | HB-KF/K.16.STS.1.M32.G                            | 1-1106449-8                |
| <b>Steckergehäuse:</b> Kabeleingang seitlich, Keilform<br><b>Hood:</b> Side entry, Standard construction<br>         | M40   | 29 | HD-KF.40.STS.1.29.G                               | 1-1102765-0                |
|  |       |    | HD-KF.40.STS.1.M40.G                              | 1-1102766-0                |
| <b>Steckergehäuse:</b> Kabeleingang seitlich, Keilform<br><b>Hood:</b> Side entry, Standard construction<br>         | M40   | 29 | HD-KF/K.40.STS.1.29.G                             | 2-1102765-0                |
|  |       |    | HD-KF/K.40.STS.1.M40.G                            | 2-1102766-0                |
| <b>Steckergehäuse:</b> Kabeleingang oben, Standard Bauform<br><b>Hood:</b> Top entry, Standard construction<br>      | M32   | 21 | HB.16.STO.1.21.G                                  | 1-1102295-6                |
|  |       |    | HB.16.STO.1M32.G                                  | 0-1106449-1                |
| <b>Steckergehäuse:</b> Kabeleingang oben, Standard Bauform<br><b>Hood:</b> Top entry, Standard construction<br>      | M32   | 21 | HB-K.16.STO.1.21.G                                | 2-1102295-6                |
|  |       |    | HB-K.16.STO.1M32.G                                | 0-1106449-7                |

**Passende Kabelverschraubungen ab Seite 188/Suitable Cable fittings from page 188**

**HB.16, HB-K.16, HD.40, HD-K.40 Gehäuse/Housings**

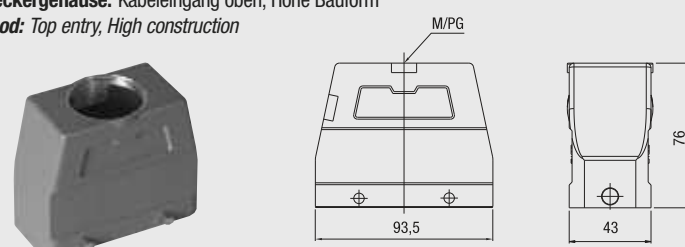
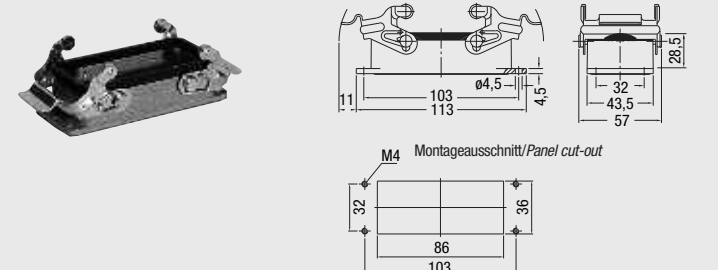
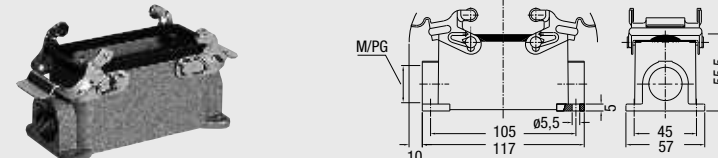
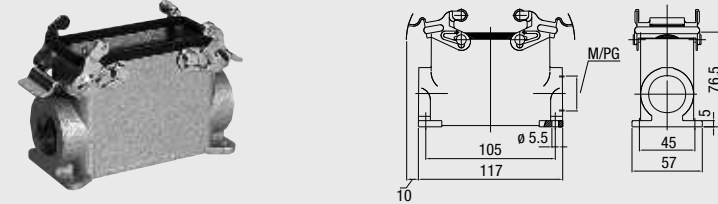

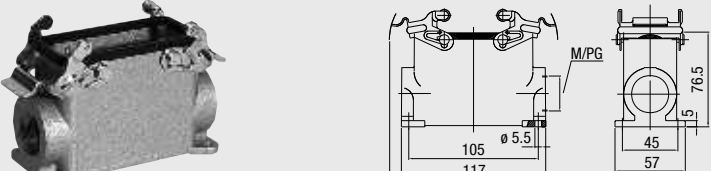
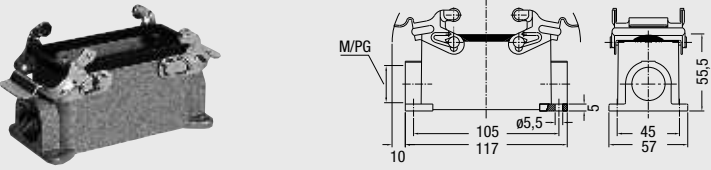
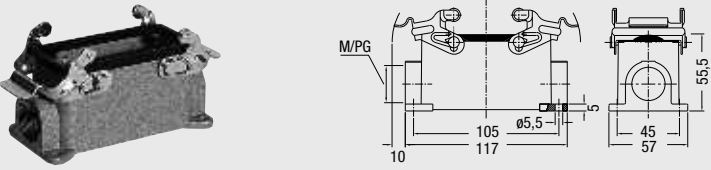
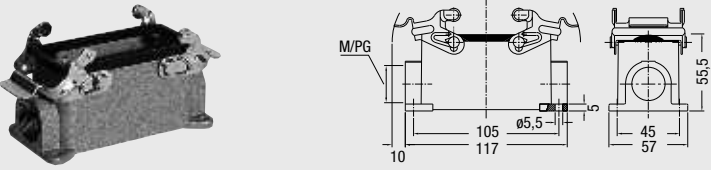
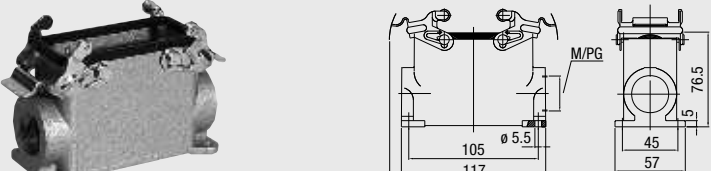
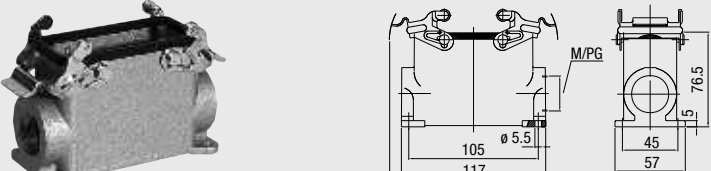
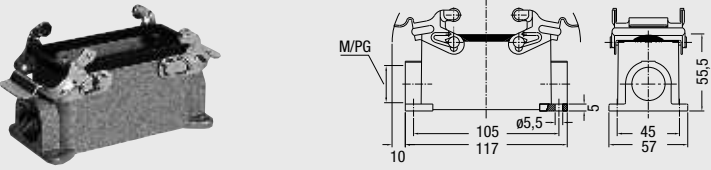
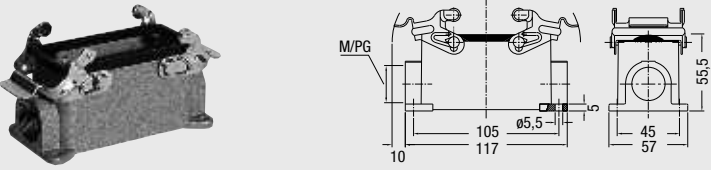
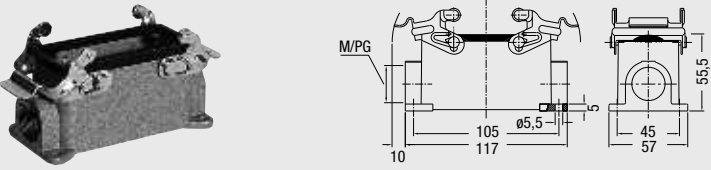
**Baugröße/Size 6**

Pulverbeschichtet, silbergrau  
 K = korrosionsgeschützt, schwarz

*Powder-coated, silver-grey*  
*K = corrosion-resistant, black*

**Verschlussbügel am Unterteil/Locking clip at housing bottom**

**IP 65**

| Bezeichnung<br>Description  | Metr.        | PG   | Bestelltext<br>Designation                        | Bestell-Nr.<br>Order No. |
|---|--------------|------|---|--------------------------|
| <b>Steckergehäuse:</b> Kabeleingang oben, Hohe Bauform<br><b>Hood:</b> Top entry, High construction<br>                                  | M32<br>M40   | 2x21 | HD.40.STO.2.21.G                                  | 3-1102570-0              |
|   |              | 21   | HD.40.STO.1.21.G                                  | 1-1102570-6              |
| <b>Anbaugehäuse:</b> Kabeleingang unten, Standard Bauform<br><b>Surface mounted housing:</b> Bottom entry, Standard construction<br>    | M32          | 29   | HD.40.STO.1.29.G                                  | 1-1102573-6              |
|   |              | 21   | HD.40.STO.1.M32.G                                 | 0-1106452-1              |
| <b>Socketgehäuse:</b> Kabeleingang seitlich, Standard Bauform<br><b>Surface mounted housing:</b> Side entry, Standard construction<br> | M25<br>2xM25 | 21   | HD.40.STO.1.M32.G                                 | 0-1102920-1              |
|   |              | 29   | HD-K.40.STO.1.21.G                                | 2-1102570-6              |
| <b>Socketgehäuse:</b> Kabeleingang seitlich, Standard Bauform<br><b>Surface mounted housing:</b> Side entry, Standard construction<br> | M25<br>2xM25 | 29   | HD-K.40.STO.1.29.G                                | 2-1102573-6              |
|   |              | 21   | HD-K.40.STO.1.M32.G                               | 0-1106452-7              |
| <b>Socketgehäuse:</b> Kabeleingang seitlich, Standard Bauform<br><b>Surface mounted housing:</b> Side entry, Standard construction<br> | M25<br>2xM25 | 21   | HB.16.SG-VS.1.21.Z                                | 1-1102299-1              |
|   |              | 2x21 | HB.16.SG-VS.2.21.Z                                | 1-1102301-1              |
| <b>Socketgehäuse:</b> Kabeleingang seitlich, Hohe Bauform<br><b>Surface mounted housing:</b> Side entry, High construction<br>         | M25<br>2xM25 | 21   | HB.16.SG-VS.1.M25.Z                               | 0-1103060-1              |
|   |              | 2x21 | HB.16.SG-VS.2.M25.Z                               | 0-1106448-4              |
| <b>Socketgehäuse:</b> Kabeleingang seitlich, Standard Bauform<br><b>Surface mounted housing:</b> Side entry, Standard construction<br> | M25<br>2xM25 | 21   | Mit Korrosionsschutz<br>With corrosion protection |                          |
|   |              | 2x21 | HB-K.16.SG-VS.1.21.Z                              | 2-1102299-1              |
| <b>Socketgehäuse:</b> Kabeleingang seitlich, Standard Bauform<br><b>Surface mounted housing:</b> Side entry, Standard construction<br> | M25<br>2xM25 | 2x21 | HB-K.16.SG-VS.2.21.Z                              | 2-1102301-1              |
|   |              | 21   | HB-K.16.SG-VS.1.M25.Z                             | 1-1106448-2              |
| <b>Socketgehäuse:</b> Kabeleingang seitlich, Standard Bauform<br><b>Surface mounted housing:</b> Side entry, Standard construction<br> | M25<br>2xM25 | 2x21 | HB-K.16.SG-VS.2.M25.Z                             | 0-1106448-9              |
|   |              | 21   | HD.40.SG-VS.1.21.Z                                | 1-1102575-1              |
| <b>Socketgehäuse:</b> Kabeleingang seitlich, Hohe Bauform<br><b>Surface mounted housing:</b> Side entry, High construction<br>         | M32<br>2xM32 | 2x21 | HD.40.SG-VS.2.21.Z                                | 1-1102577-1              |
|   |              | 29   | HD.40.SG-VS.1.29.Z                                | 1-1102579-1              |
| <b>Socketgehäuse:</b> Kabeleingang seitlich, Hohe Bauform<br><b>Surface mounted housing:</b> Side entry, High construction<br>         | M32<br>2xM32 | 2x29 | HD.40.SG-VS.2.29.Z                                | 1-1102581-1              |
|   |              | 21   | HD.40.SG-VS.1.M32.Z                               | 0-1103082-1              |
| <b>Socketgehäuse:</b> Kabeleingang seitlich, Standard Bauform<br><b>Surface mounted housing:</b> Side entry, Standard construction<br> | M32<br>2xM32 | 2x29 | HD.40.SG-VS.2.M32.Z                               | 0-1106451-4              |
|   |              | 21   | Mit Korrosionsschutz<br>With corrosion protection |                          |
| <b>Socketgehäuse:</b> Kabeleingang seitlich, Standard Bauform<br><b>Surface mounted housing:</b> Side entry, Standard construction<br> | M32<br>2xM32 | 21   | HD-K.40.SG-VS.1.21.Z                              | 2-1102575-1              |
|   |              | 2x21 | HD-K.40.SG-VS.2.21.Z                              | 2-1102577-1              |
| <b>Socketgehäuse:</b> Kabeleingang seitlich, Standard Bauform<br><b>Surface mounted housing:</b> Side entry, Standard construction<br> | 2xM32        | 29   | HD-K.40.SG-VS.1.29.Z                              | 2-1102579-1              |
|   |              | 21   | HD-K.40.SG-VS.2.M32.Z                             | 0-1106451-8              |

**Passende Kabelverschraubungen ab Seite 188/Suitable Cable fittings from page 188**

## HB.16, HB-K.16, HD.40, HD-K.40 Gehäuse/Housings




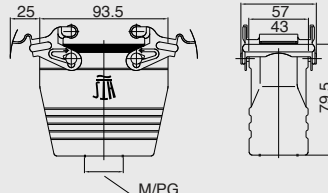
## Baugröße/Size 6

Pulverbeschichtet, silbergrau  
K = korrosionsgeschützt, schwarz

*Powder-coated, silver-grey  
K = corrosion-resistant, black*

## Verschlussbügel am Unterteil/Locking clip at housing bottom

## IP 65

| Bezeichnung<br>Description  |  Metr. |  PG | Bestelltext<br>Designation                               | Bestell-Nr.<br>Order No. |
|---|---|--|--|--------------------------|
| <p>Kupplungsgehäuse: Kabeleingang unten, Hohe Bauform<br/><i>Cable-to-cable hood: Bottom entry, High construction</i></p>   | M32   | 21   | HD.40.KDO-VS.1.21.G                                      | 1-1102584-1              |
|   |   | 29   | HD.40.KDO-VS.1.29 G                                      | 1-1102587-1              |
|   |   |  | HD.40.KDO-VS.1.M32.G                                     | 0-1106450-2              |
|   |   |  | Mit Korrosionsschutz<br><i>With corrosion protection</i> |                          |
|   | M32   | 29   | HD-K.40.KDO-VS.1.29 G                                    | 2-1102587-1              |
|   |   |  | HD-K.40.KDO-VS.1.M32.G                                   | 0-1106450-4              |

Passende Kabelverschraubungen ab Seite 188/Suitable Cable fittings from page 188

**HB.16, HB-K.16, HD.40, HD-K.40 Gehäuse/Housings**


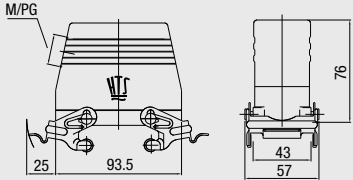

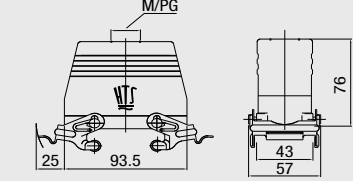
**Baugröße/Size 6**

Pulverbeschichtet, silbergrau  
 K = korrosionsgeschützt, schwarz

*Powder-coated, silver-grey*  
*K = corrosion-resistant, black*

**Verschlussbügel am Oberteil/Locking clip on hood**

**IP 65**

| Bezeichnung<br>Description  | Metr. | PG                     | Bestelltext<br>Designation | Bestell-Nr.<br>Order No.                          |  |
|---|-------|------------------------|----------------------------|---|--|
| <b>Steckergehäuse: Kabeleingang seitlich, Hohe Bauform</b><br><b>Hood: Side entry, High construction</b><br>  | M32   | 21                     | HD.40.STS-VS.1.21.G        | 1-1102564-1                                       |  |
|   |       | 29                     | HD.40.STS-VS.1.29.G        | 1-1102567-1                                       |  |
|   |       |                        | HD.40.STS-VS.1.M32.G       | 0-1106452-6                                       |  |
|   |       |                        |                            | Mit Korrosionsschutz<br>With corrosion protection |  |
|   | M32   | 21                     | HD-K.40.STS-VS.1.21.G      | 2-1102564-1                                       |  |
|   |       | 29                     | HD-K.40.STS-VS.1.29.G      | 2-1102567-1                                       |  |
|   |       | HD-K.40.STS-VS.1.M32.G | 1-1106452-2                |   |  |
| <b>Steckergehäuse: Kabeleingang oben, Hohe Bauform</b><br><b>Hood: Top entry, High construction</b><br>     | M32   | 21                     | HD.40.STO-VS.1.21.G        | 1-1102570-1                                       |  |
|   |       | 29                     | HD.40.STO-VS.1.29.G        | 1-1102573-1                                       |  |
|   |       |                        | HD.40.STO-VS.1.M32.G       | 0-1106452-3                                       |  |
|   |       |                        |                            | Mit Korrosionsschutz<br>With corrosion protection |  |
|   | M32   | 21                     | HD-K.40.STO-VS.1.21.G      | 2-1102570-1                                       |  |
|   |       |                        | HD-K.40.STO-VS.1.M32.G     | 0-1106452-9                                       |  |

**Passende Kabelverschraubungen ab Seite 188/Suitable Cable fittings from page 188**



**HB.16, HB-K.16, HD.40, HD-K.40 Gehäuse/Housings**


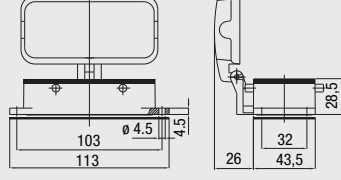
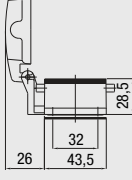
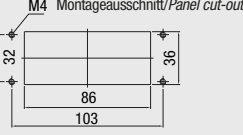

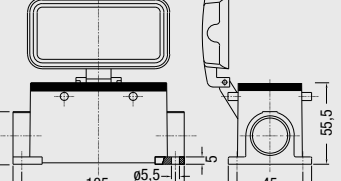
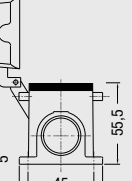

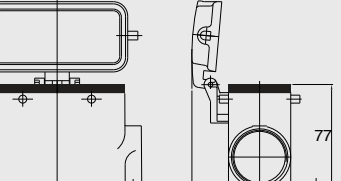
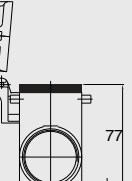

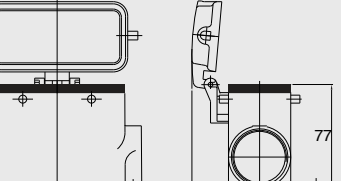
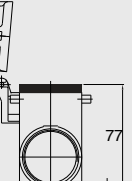
**Baugröße/Size 6**

Pulverbeschichtet, silbergrau  
 K = korrosionsgeschützt, schwarz

*Powder-coated, silver-grey*  
*K = corrosion-resistant, black*

**Verschlussbügel am Oberteil/Locking clip on hood**

**IP 65**

| Bezeichnung<br>Description  | Metr.        | PG         | Bestelltext<br>Designation  | Bestell-Nr.<br>Order No. |
|---|--------------|------------|---|--------------------------|
| <b>Anbaugehäuse:</b> Kabeleingang unten, Standard Bauform<br><i>Surface mounted housing: Bottom entry, Standard construction</i><br>    |              |            | HB.16.AGD   | 1-1102305-6              |
|   |              |            | Mit Korrosionsschutz<br><i>With corrosion protection</i><br>HB-K.16.AGD   | 2-1102305-6              |
| <b>Sockelgehäuse:</b> Kabeleingang seitlich, Standard Bauform<br><i>Surface mounted housing: Side entry, Standard construction</i><br>    | M25<br>2xM25 | 21<br>2x21 | HB.16.SGD.1.21.Z  | 1-1102308-6              |
|   |              |            | HB.16.SGD.2.21.Z  | 1-1102310-6              |
|   |              |            | HB.16.SGD.1.M25.Z   | 0-1103060-2              |
|   |              |            | HB.16.SGD.2.M25.Z   | 0-1106448-1              |
| <b>Sockelgehäuse:</b> Kabeleingang seitlich, Hohe Bauform<br><i>Surface mounted housing: Side entry, High construction</i><br>     | 2xM25        | 21<br>2x21 | HB-K.16.SGD.1.21.Z  | 2-1102308-6              |
|   |              |            | HB-K.16.SGD.2.21.Z  | 2-1102310-6              |
|   |              |            | HB-K.16.SGD.2.M25.Z   | 0-1106448-5              |
|   |              |            | <b>Sockelgehäuse:</b> Kabeleingang seitlich, Hohe Bauform<br><i>Surface mounted housing: Side entry, High construction</i><br>   | 2xM32                    |
| HD.40.SGD.2.21.Z  | 1-1102591-6  |            |   |                          |
| HD.40.SGD.1.29.Z  | 1-1102593-6  |            |   |                          |
| HD.40.SGD.2.29.Z  | 1-1102595-6  |            |   |                          |
| HD.40.SGD.2.M32.Z   | 0-1106451-1  |            |   |                          |
| Mit Korrosionsschutz<br><i>With corrosion protection</i><br>HD-K.40.SGD.1.21.Z  | 2-1102589-6  |            |   |                          |
| HD-K.40.SGD.2.21.Z  | 2-1102591-6  |            |   |                          |
| HD-K.40.SGD.2.M32.Z   | 0-1106451-5  |            |   |                          |

**Passende Kabelverschraubungen ab Seite 188/Suitable Cable fittings from page 188**

**HB.16, HB-K.16, HD.40, HD-K.40 Gehäuse/Housings**

**Baugröße/Size 6**

Pulverbeschichtet, silbergrau  
 K = korrosionsgeschützt, schwarz

*Powder-coated, silver-grey*  
*K = corrosion-resistant, black*

**Längsbügel am Unterteil/Side clip at housing bottom**

**IP 65**

| Bezeichnung<br>Description   | Metr. | PG | Bestelltext<br>Designation   | Bestell-Nr.<br>Order No.                  |
|--|-------|----|--|---|
| <b>Steckergehäuse:</b> Kabeleingang seitlich, Standard Bauform<br><b>Hood:</b> Side entry, Standard construction<br> | M32   | 21 | HB.16.STS-GR.1.21.G<br>HB.16.STS-GR.1.M32.G                              | 1-1102292-7<br>0-1106449-5                |
|  |       | 21 | HB-K.16.STS-GR.1.21.G<br>HB-K.16.STS-GR.1.M32.G                          | 2-1102292-7<br>1-1106449-1                |
| <b>Steckergehäuse:</b> Kabeleingang seitlich, Hohe Bauform<br><b>Hood:</b> Side entry, High construction<br>         | M32   | 21 | HD.40.STS-GR.1.21.G<br>HD.40.STS-GR.1.29.G<br>HD.40.STS-GR.1.M32.G       | 1-1102564-7<br>1-1102567-7<br>0-1106452-5 |
|  |       | 29 | HD-K.40.STS-GR.1.21.G<br>HD-K.40.STS-GR.1.29.G<br>HD-K.40.STS-GR.1.M32.G | 2-1102564-7<br>2-1102567-7<br>1-1106452-1 |
| <b>Steckergehäuse:</b> Kabeleingang oben, Standard Bauform<br><b>Hood:</b> Top entry, Standard construction<br>      | M32   | 21 | HB.16.STO-GR.1.21.G<br>HB.16.STO-GR.1.M32.G                              | 1-1102295-7<br>0-1106449-2                |
|  |       | 21 | HB-K.16.STO-GR.1.21.G<br>HB-K.16.STO-GR.1.M32.G                          | 2-1102295-7<br>0-1106449-8                |
| <b>Steckergehäuse:</b> Kabeleingang oben, Hohe Bauform<br><b>Hood:</b> Top entry, High construction<br>              | M32   | 21 | HD.40.STO-GR.1.21.G<br>HD.40.STO-GR.1.29.G<br>HD.40.STO-GR.1.M32.G       | 1-1102570-7<br>1-1102573-7<br>0-1106452-2 |
|  |       | 29 | HD-K.40.STO-GR.1.21.G<br>HD-K.40.STO-GR.1.M32.G                          | 2-1102570-7<br>0-1106452-8                |

**Passende Kabelverschraubungen ab Seite 188/Suitable Cable fittings from page 188**

**HB.16, HB-K.16, HD.40, HD-K.40 Gehäuse/Housings**


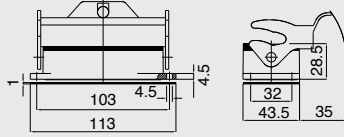



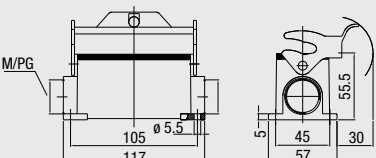

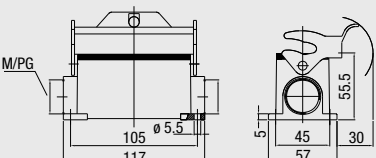

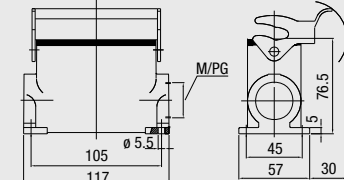
**Baugröße/Size 6**

Pulverbeschichtet, silbergrau  
 K = korrosionsgeschützt, schwarz

*Powder-coated, silver-grey*  
*K = corrosion-resistant, black*

**Längsbügel am Unterteil/Side clip at housing bottom**

**IP 65**

| Bezeichnung<br>Description  | Metr.        | PG                       | Bestelltext<br>Designation                        | Bestell-Nr.<br>Order No. |
|---|--------------|--------------------------|---|--------------------------|
| <b>Anbaugehäuse:</b> Kabeleingang unten, Standard Bauform<br><i>Surface mounted housing: Bottom entry, Standard construction</i><br>       |              |                          | HB.16.AG-LB                                       | 1-1102296-2              |
|   |              |                          | Mit Korrosionsschutz<br>With corrosion protection |                          |
| <b>Anbaugehäuse:</b> Kabeleingang unten, Standard Bauform<br><i>Surface mounted housing: Bottom entry, Standard construction</i><br>   |              |                          | HB.16.AGD-LB                                      | 1-1102305-2              |
|   |              |                          | Mit Korrosionsschutz<br>With corrosion protection |                          |
| <b>Sockelgehäuse:</b> Kabeleingang seitlich, Standard Bauform<br><i>Surface mounted housing: Side entry, Standard construction</i><br>    | M25<br>2xM25 | 21<br>2x21               | HB.16.SG-LB.1.21.Z                                | 1-1102299-2              |
|   |              |                          | HB.16.SG-LB.2.21.Z                                | 1-1102301-2              |
|   |              |                          | HB.16.SG-LB.1.M25.Z                               | 0-1103060-3              |
|   |              |                          | HB.16.SG-LB.2.M25.Z                               | 0-1106448-3              |
|   |              |                          | Mit Korrosionsschutz<br>With corrosion protection |                          |
|   |              |                          | HB-K.16.SG-LB.2.M25.Z                             | 0-1106448-7              |
| <b>Sockelgehäuse:</b> Kabeleingang seitlich, Hohe Bauform<br><i>Surface mounted housing: Side entry, High construction</i><br>    | 2xM32        | 21<br>2x21<br>29<br>2x29 | HD.40.SG-LB.1.21.Z                                | 1-1102575-2              |
|   |              |                          | HD.40.SG-LB.2.21.Z                                | 1-1102577-2              |
|   |              |                          | HD.40.SG-LB.1.29.Z                                | 1-1102579-2              |
|   |              |                          | HD.40.SG-LB.2.29.Z                                | 1-1102581-2              |
|   |              |                          | HD.40.SG-LB.2.M32.Z                               | 0-1106451-3              |
|   |              |                          | Mit Korrosionsschutz<br>With corrosion protection |                          |
|   |              | 21                       | HD-K.40.SG-LB.1.21.Z                              | 2-1102575-2              |
|   |              |                          | HD-K.40.SG-LB.2.M32.Z                             | 0-1106451-7              |

**Passende Kabelverschraubungen ab Seite 188/Suitable Cable fittings from page 188**

**HB.16, HB-K.16, HD.40, HD-K.40 Gehäuse/Housings**

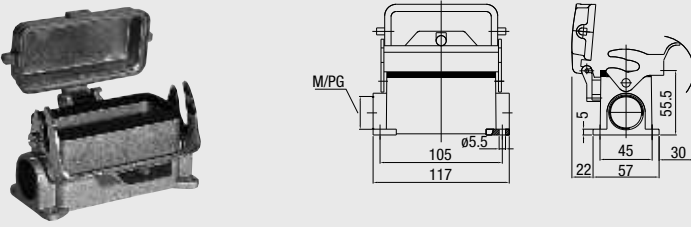
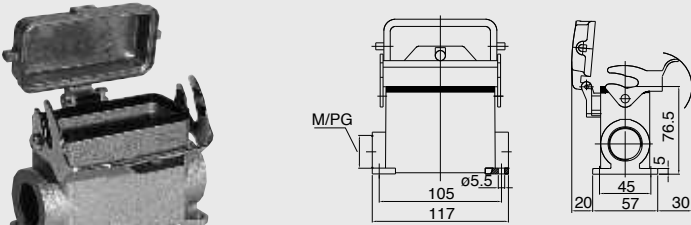
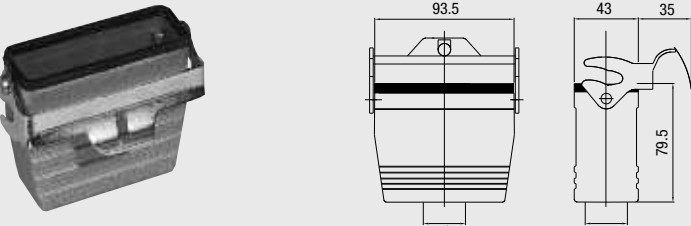
**Baugröße/Size 6**

Pulverbeschichtet, silbergrau  
 K = korrosionsgeschützt, schwarz

*Powder-coated, silver-grey*  
*K = corrosion-resistant, black*

**Längsbügel am Unterteil/Side clip at housing bottom**

**IP 65**

| Bezeichnung<br>Description  | Metr. | PG   | Bestelltext<br>Designation   | Bestell-Nr.<br>Order No.  |
|---|-------|------|--|---|
| <b>Sockelgehäuse:</b> Kabeleingang seitlich, Standard Bauform<br><i>Surface mounted housing: Side entry, Standard construction</i><br> | 2xM25 | 21   | HB.16.SGD-LB.1.21.Z  | 1-1102308-2   |
|   |       | 2x21 | HB.16.SGD-LB.2.21.Z<br>HB.16.SGD-LB.2.M25.Z  | 1-1102310-2<br>0-1106448-2  |
|   | 2xM25 | 21   | Mit Korrosionsschutz<br><i>With corrosion protection</i>   |   |
|   |       | 2x21 | HB-K.16.SGD-LB.1.21.Z<br>HB-K.16.SGD-LB.2.21.Z<br>HB-K.16.SGD-LB.2.M25.Z   | 2-1102308-2<br>2-1102310-2<br>0-1106448-6                               |
| <b>Sockelgehäuse:</b> Kabeleingang seitlich, Hohe Bauform<br><i>Surface mounted housing: Side entry, High construction</i><br>        | 2xM32 | 21   | HD.40.SGD-LB.1.21.Z  | 1-1102589-2   |
|   |       | 2x21 | HD.40.SGD-LB.2.21.Z  | 1-1102591-2   |
|   | 2xM32 | 29   | HD.40.SGD-LB.1.29.Z  | 1-1102593-2   |
|   |       | 2x29 | HD.40.SGD-LB.2.29.Z<br>HD.40.SGD-LB.2.M32.Z  | 1-1102595-2<br>0-1106451-2  |
|   | 2xM32 | 21   | Mit Korrosionsschutz<br><i>With corrosion protection</i>   |   |
|   |       | 2x21 | HD-K.40.SGD-LB.1.21.Z<br>HD-K.40.SGD-LB.2.21.Z<br>HD-K.40.SGD-LB.1.29.Z<br>HD-K.40.SGD-LB.2.29.Z<br>HD-K.40.SGD-LB.2.M32.Z | 2-1102589-2<br>2-1102591-2<br>2-1102593-2<br>2-1102595-2<br>0-1106451-6 |
| <b>Kupplungsgehäuse:</b> Kabeleingang unten, Hohe Bauform<br><i>Cable-to-cable hood: Bottom entry, High construction</i><br>         | M32   | 21   | HD.40.KDO-LB.1.21.G  | 1-1102584-2   |
|   |       | 29   | HD.40.KDO-LB.1.29.G<br>HD.40.KDO-LB.1.M32.G  | 1-1102587-2<br>0-1106450-1  |
|   | M32   |      | Mit Korrosionsschutz<br><i>With corrosion protection</i>   |   |
|   | M32   |      | HD-K.40.KDO-LB.1.M32.G   | 0-1106450-3   |

**Passende Kabelverschraubungen ab Seite 188/Suitable Cable fittings from page 188**

**HB-Z.16, HB-K/Z.16, HD-Z.40, HD-K/Z.40 Gehäuse/Housings Baugröße/Size 6**

Pulverbeschichtet, silbergrau  
 K = korrosionsgeschützt, schwarz

*Powder-coated, silver-grey  
 K = corrosion-resistant, black*

**Zentralbügel am Steckergehäuse/Central locking clip on hood IP 65**

| Bezeichnung<br>Description   | Metr. | PG       | Bestelltext<br>Designation  | Bestell-Nr.<br>Order No.                  |
|--|-------|----------|---|---|
| <b>Steckergehäuse:</b> Kabeleingang seitlich, Standard Bauform<br><b>Hood:</b> Side entry, Standard construction<br>                 | M32   | 21       | HB-Z.16.STS-ZB.1.21.G<br>HB-Z.16.STS-ZB.1.M32.G   | 1-1102292-3<br>2-1106449-4                |
|  | M32   | 21       | Mit Korrosionsschutz<br>With corrosion protection<br>HB-K/Z.16.STS-ZB.1.21.G<br>HB-K/Z.16.STS-ZB.1.M32.G                            | 2-1102292-3<br>1-1106449-4                |
| <b>Steckergehäuse:</b> Kabeleingang seitlich, Hohe Bauform<br><b>Hood:</b> Side entry, High construction<br>                         | M32   | 21<br>29 | HD-Z.40.STS-ZB.1.21.G<br>HD-Z.40.STS-ZB.1.29.G<br>HD-Z.40.STS-ZB.1.M32.G  | 1-1102564-3<br>1-1102567-3<br>1-1106452-6 |
|  | M32   | 21<br>29 | Mit Korrosionsschutz<br>With corrosion protection<br>HD-K/Z.40.STS-ZB.1.21.G<br>HD-K/Z.40.STS-ZB.1.29.G<br>HD-K/Z.40.STS-ZB.1.M32.G | 2-1102564-3<br>2-1102567-3<br>1-1106452-4 |
| <b>Steckergehäuse:</b> Kabeleingang seitlich, Keilform<br><b>Hood:</b> Side entry, Standard construction<br>                         | M32   | 21       | HB-KF-Z.16.STS-ZB.1.21.G<br>HB-KF-Z.16.STS-ZB.1.M32.G   | 1-1102220-3<br>2-1106449-2                |
|  | M32   | 21       | Mit Korrosionsschutz<br>With corrosion protection<br>HB-KF/K-Z.16.STS-ZB.1.21.Z<br>HB-KF/K-Z.16.STS-ZB.1.M32.G                      | 2-1102220-3<br>2-1106449-1                |
| <b>Anbaugehäuse:</b> Kabeleingang unten, Standard Bauform<br><b>Surface mounted housing:</b> Bottom entry, Standard construction<br> |       |          | HB-Z.16.AG-ZVGR<br>Mit Korrosionsschutz<br>With corrosion protection<br>HB-K/Z.16.AG-ZVGR   | 1-1102296-8<br>2-1102296-8                |

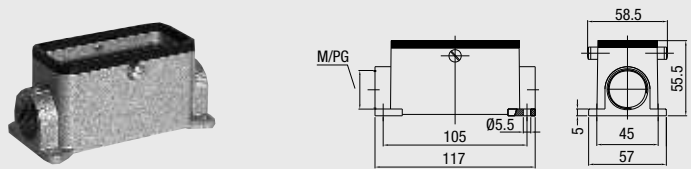
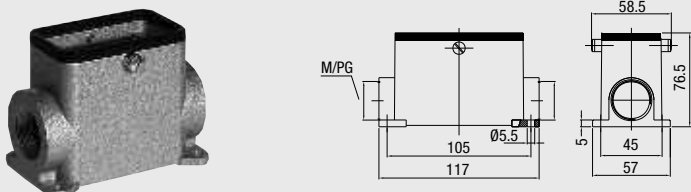
**Passende Kabelverschraubungen ab Seite 188/Suitable Cable fittings from page 188**

**HB-Z.16, HB-K/Z.16, HD-Z.40, HD-K/Z.40 Gehäuse/Housings Baugröße/Size 6**

Pulverbeschichtet, silbergrau  
 K = korrosionsgeschützt, schwarz

*Powder-coated, silver-grey  
 K = corrosion-resistant, black*

**Zentralbügel am Steckergehäuse/Central locking clip on hood IP 65**

| Bezeichnung<br>Description  | Metr. | PG                        | Bestelltext<br>Designation | Bestell-Nr.<br>Order No.                                 |  |
|---|-------|---------------------------|----------------------------|--|--|
| <b>Sockelgehäuse: Kabeleingang seitlich, Standard Bauform</b><br><i>Surface mounted housing: Side entry, Standard construction</i><br> | 2xM25 | 21                        | HB-Z.16.SG-ZVGR.1.21.Z     | 1-1102299-8  |  |
|   |       | 2x21                      | HB-Z.16.SG-ZVGR.2.21.Z     | 1-1102301-8  |  |
|   |       |                           | HB-Z.16.SG-ZVGR.2.M25.G    | 1-1106448-1  |  |
|   |       |                           |                            | Mit Korrosionsschutz<br><i>With corrosion protection</i> |  |
|   | 2xM25 | 21                        | HB-K/Z.16.SG-ZVGR.1.21.Z   | 2-1102299-8  |  |
|   |       | 2x21                      | HB-K/Z.16.SG-ZVGR.2.21.Z   | 2-1102301-8  |  |
|   |       | HB-K/Z.16.SG-ZVGR.2.M25.G | 1-1106448-0                |  |  |
| <b>Sockelgehäuse: Kabeleingang seitlich, Hohe Bauform</b><br><i>Surface mounted housing: Side entry, High construction</i><br>        | 2xM32 |                           | HD-Z.40.SG-ZVGR.2.M32.G    | 1-1106451-0  |  |
|   |       |                           |                            | Mit Korrosionsschutz<br><i>With corrosion protection</i> |  |
|   | 2xM32 |                           | HD-K/Z.40.SG-ZVGR.2.M32.G  | 0-1106451-9  |  |

**Passende Kabelverschraubungen ab Seite 188/Suitable Cable fittings from page 188**

**HIP.16/40, HIP-K.16/40, EMV-K.16/40 Gehäuse/Housings Baugröße/Size 6**


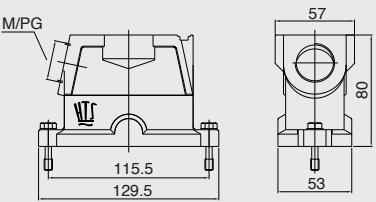

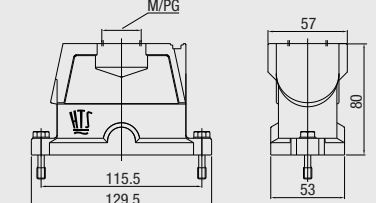

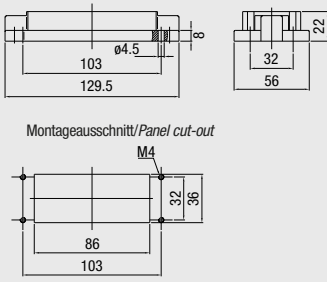

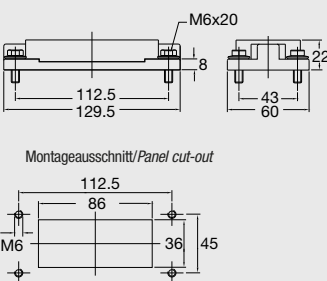
**HIP:** Druckdicht, silbergrau, **HIP-K:** Korrosionsgeschützt, schwarz

**EMV-K:** Schutz gegen elektromagnetische Beeinflussung, druckdicht, korrosionsgeschützt, schwarz

**HIP:** Pressure-tight, silver-grey, **HIP-K:** Housings corrosion-resistant, black

**EMV-K:** Protection against electro-magnetic interference, pressure-tight, housings corrosion-resistant, black

**Druckdicht bis ≤ 5 bar/pressure-tight up to 5 bar IP 68**

| Bezeichnung<br>Description   | Metr.  | PG                                     | Bestelltext<br>Designation             | Bestell-Nr.<br>Order No.           |
|--|--|--|--|------------------------------------|
| <b>Steckergehäuse: Kabeleingang seitlich</b><br><b>Hood: Side entry</b><br>                        | M32  | 21                                     | <b>HIP</b><br>HIP.16/40.STS.1.21.G     | 1-1102649-5                        |
|  |  | 29                                     | HIP.16/40.STS.1.29.G                   | 1-1102651-5                        |
|  |  |  | HIP.16/40.STS.1.M32.G                  | 0-1106454-2                        |
|  | M32  | 29                                     | <b>HIP-K</b><br>HIP-K.16/40.STS.1.29.G | 2-1102651-5                        |
|  |  |  | HIP-K.16/40.STS.1.M32.G                | 0-1106444-2                        |
|  |  | 29                                     | <b>EMV-K</b><br>EMV-K.16/40.STS.1.29.G | 4-1102723-5                        |
| M32  |  | EMV-K.16/40.STS.1.M32.G                | 0-1106446-4                            |                                    |
|  | 21   | EMV-K.16/40.STS.1.21.G                 | 4-1102722-5                            |                                    |
|  | <b>Steckergehäuse: Kabeleingang oben</b><br><b>Hood: Top entry</b><br>                           | M32                                    | 21                                     | <b>HIP</b><br>HIP.16/40.STO.1.21.G |
| 29   |  |  | HIP.16/40.STO.1.29.G                   | 1-1102655-5                        |
|  |  |  | HIP.16/40.STO.1.M32.G                  | 0-1106454-1                        |
| M32  |  | 21                                     | <b>HIP-K</b><br>HIP-K.16/40.STO.2.21.G | 0-1108534-1                        |
|  |  | 29                                     | HIP-K.16/40.STO.1.29.G                 | 2-1102655-5                        |
|  |  |  | HIP-K.16/40.STO.1.M32.G                | 0-1106444-1                        |
| M32  |  | <b>EMV-K</b><br>EMV-K.16/40.STO.1.29.G | 4-1102725-5                            |                                    |
|  |  | EMV-K.16/40.STO.1.M32.G                | 0-1106446-3                            |                                    |
|  | <b>Anbaugeschäuse: Kabeleingang unten</b><br><b>Surface mounted housing: Bottom entry</b><br>  | M32                                    |  | <b>HIP</b><br>HIP.16/40.AG         |
|  |  |  | <b>HIP-K</b><br>HIP-K.16/40.AG         | 2-1102656-5                        |
|  |  |  | <b>EMV-K</b><br>EMV-K.16/40.AG         | 4-1102728-5                        |
| M6   |  |  | <b>HIP</b><br>HIP.16/40.AG.M6          | 1-1102618-5                        |
|  |  |  | <b>HIP-K</b><br>HIP-K.16/40.AG.M6      | 2-1102618-5                        |
|  |  |  | <b>EMV-K</b><br>EMV-K.16/40.AG.M6      | 4-1102730-5                        |
| <b>Anbaugeschäuse: Kabeleingang unten</b><br><b>Surface mounted housing: Bottom entry</b><br>  | M32  |  | <b>HIP</b><br>HIP.16/40.AG             | 1-1102656-5                        |
|  |  |  | <b>HIP-K</b><br>HIP-K.16/40.AG         | 2-1102656-5                        |
|  |  |  | <b>EMV-K</b><br>EMV-K.16/40.AG         | 4-1102728-5                        |
|  | M6   |  | <b>HIP</b><br>HIP.16/40.AG.M6          | 1-1102618-5                        |
|  |  |  | <b>HIP-K</b><br>HIP-K.16/40.AG.M6      | 2-1102618-5                        |
|  |  |  | <b>EMV-K</b><br>EMV-K.16/40.AG.M6      | 4-1102730-5                        |

**Passende Kabelverschraubungen ab Seite 188/Suitable Cable fittings from page 188**

**HIP.16/40, HIP-K.16/40, EMV-K.16/40 Gehäuse/Housings Baugröße/Size 6**


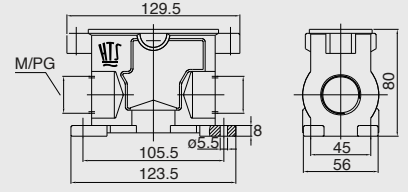

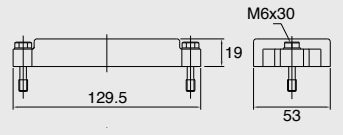
**HIP:** Druckdicht, silbergrau, **HIP-K:** Korrosionsgeschützt, schwarz

**EMV-K:** Schutz gegen elektromagnetische Beeinflussung, druckdicht, korrosionsgeschützt, schwarz

*HIP: Pressure-tight, silver-grey, HIP-K: Housings corrosion-resistant, black*

*EMV-K: Protection against electro-magnetic interference, pressure-tight, housings corrosion-resistant, black*

**Druckdicht bis ≤ 5 bar/pressure-tight up to 5 bar IP 68**

| Bezeichnung<br>Description   | Metr. | PG         | Bestelltext<br>Designation   | Bestell-Nr.<br>Order No.                  |
|--|-------|------------|--|---|
| <b>Sockelgehäuse: Kabeleingang seitlich</b><br><i>Surface mounted housing: Side entry</i><br>  | 2xM32 | 21<br>2x21 | <b>HIP</b><br>HIP.16/40.SG.1.21.G<br>HIP.16/40.SG.2.21.G<br>HIP.16/40.SG.2.M32.G         | 1-1102616-5<br>1-1102617-5<br>0-1106453-1 |
|  |       |            | <b>HIP-K</b><br>HIP-K.16/40.SG.1.21.G<br>HIP-K.16/40.SG.2.21.G<br>HIP-K.16/40.SG.2.M32.G | 5-1102616-5<br>2-1102617-5<br>0-1106443-1 |
|  |       |            | <b>EMV-K</b><br>EMV-K.16/40.SG.1.21.Z<br>EMV-K.16/40.SG.2.21.Z<br>EMV-K.16/40.SG.2.M32.G | 4-1102726-5<br>4-1102727-5<br>0-1106445-2 |
| <b>Schutzkappe für Gehäuse-Unterteile</b><br><i>Protective covers for housings</i><br>       | 2xM32 | 21<br>2x21 | <b>HIP</b><br>HIP/EMV.16/40.SKB<br><br><b>HIP-K</b><br>HIP-K.16/40.SKB                   | 3-1106203-5<br><br>4-1106203-5            |

**Passende Kabelverschraubungen ab Seite 188/Suitable Cable fittings from page 188**



**HA.32 Kontakteinsätze/Contact inserts**

**Baugröße/Size 7**

Schraubanschluss, Federzug-Anschluss,  
Crimpanschluss für gedrehte HE/HA Crimpkontakte

**Kontaktzahlen**  
**No. of contacts**

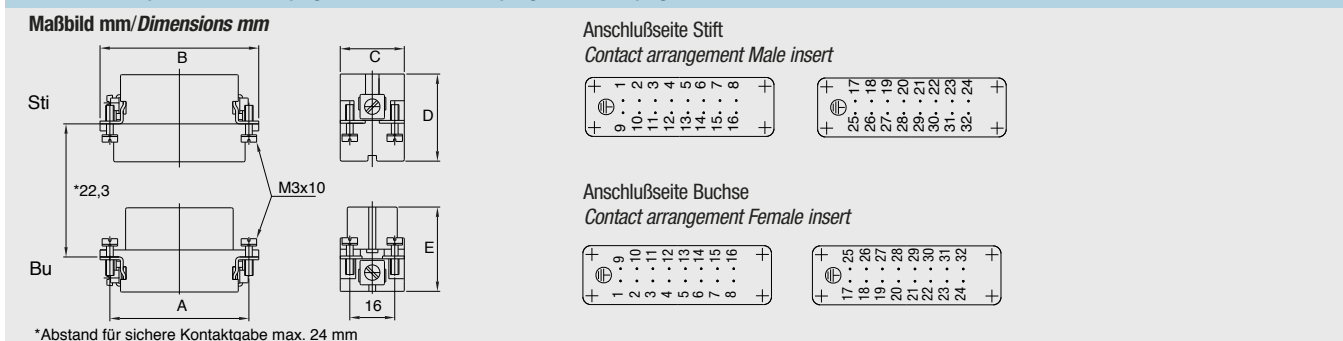
Screw terminal, Spring Clamp terminal,  
Crimp terminal for screw machined HE/HA crimp contacts

(2 x 16) **32** +

**250 V/16 A**

| Bezeichnung<br>Description   | Bestelltext<br>Designation                          | Bestell-Nr./Order No.              |                                    |    |   |    |    |    |    |    |  |  |  |
|--|---|------------------------------------|------------------------------------|----|---|----|----|----|----|----|--|--|--|
|  |   | Stifteinsatz<br>Male insert        | Buchseinsatz<br>Female insert      |    |   |    |    |    |    |    |  |  |  |
| <p>Stifteinsatz/Male insert</p> <p>Schraubanschluss/Screw terminal</p>   | <p>HA.16.Sti.S.B 1-16<br/>HA.16.Sti.S.B 17-32</p>   | <p>1-1103416-1<br/>1-1103416-7</p> |                                    |    |   |    |    |    |    |    |  |  |  |
| <p>Buchseinsatz/Female insert</p> <p>Schraubanschluss/Screw terminal</p>   | <p>HA.16.Bu.S.B 1-16<br/>HA.16.Bu.S.B 17-32</p>     |                                    | <p>1-1103417-1<br/>1-1103417-7</p> |    |   |    |    |    |    |    |  |  |  |
| <p>Federzug-Anschluss/Spring Clamp terminal</p>  | <p>HA.16.Sti.SC.B 1-16<br/>HA.16.Sti.SC.B 17-32</p> | <p>7-1103416-1<br/>7-1103416-7</p> |                                    |    |   |    |    |    |    |    |  |  |  |
| <p>Buchseinsatz/Female insert</p> <p>Federzug-Anschluss/Spring Clamp terminal</p>  | <p>HA.16.Bu.SC.B 1-16<br/>HA.16.Bu.SC.B 17-32</p>   |                                    | <p>7-1103417-1<br/>7-1103417-7</p> |    |   |    |    |    |    |    |  |  |  |
| <p>Crimpanschluss/Crimp terminal</p>   | <p>HA.16.STI.C.B 1-16<br/>HA.16.STI.C.B 17-32</p>   | <p>2-1103416-3<br/>2-1103416-7</p> |                                    |    |   |    |    |    |    |    |  |  |  |
| <p>Buchseinsatz/Female insert</p> <p>Crimpanschluss/Crimp terminal</p>   | <p>HA.16.BU.C.B 1-16<br/>HA.16.BU.C.B 17-32</p>     |                                    | <p>2-1103417-3<br/>2-1103417-7</p> |    |   |    |    |    |    |    |  |  |  |
| <p>Maße/Dimensions<br/>mm</p> <table border="1"> <tr> <td>A</td> <td>B</td> <td>C</td> <td>D</td> <td>E</td> </tr> <tr> <td>66</td> <td>73</td> <td>23</td> <td>31</td> <td>28</td> </tr> </table> | A   | B                                  | C                                  | D  | E | 66 | 73 | 23 | 31 | 28 |  |  |  |
| A  | B   | C                                  | D                                  | E  |   |    |    |    |    |    |  |  |  |
| 66   | 73  | 23                                 | 31                                 | 28 |   |    |    |    |    |    |  |  |  |

Passende Crimpkontakte siehe Seite 37, Passende Crimpwerkzeuge siehe Seite 37  
Suitable Crimp contacts see page 37, Suitable Crimping tools see page 37



Verbindlich für Toleranzen der Abmessungen und technische Werte sind ausschließlich die neuesten TE Connectivity Kundenzeichnungen bzw. Produkt-Spezifikationen, die Sie auf Anfrage erhalten.  
All specifications subject to change. Consult TE Connectivity for latest design specifications.



**HD.50 Kontakteinsätze/Contact inserts**

**Baugröße/Size 7**

Crimpanschluss für gestanzte HD.M Crimpkontakte

**Kontaktzahlen**

**No. of contacts**

*Crimp terminal for stamped HD .Mcrimp contacts*

(2 x 25) **50** +

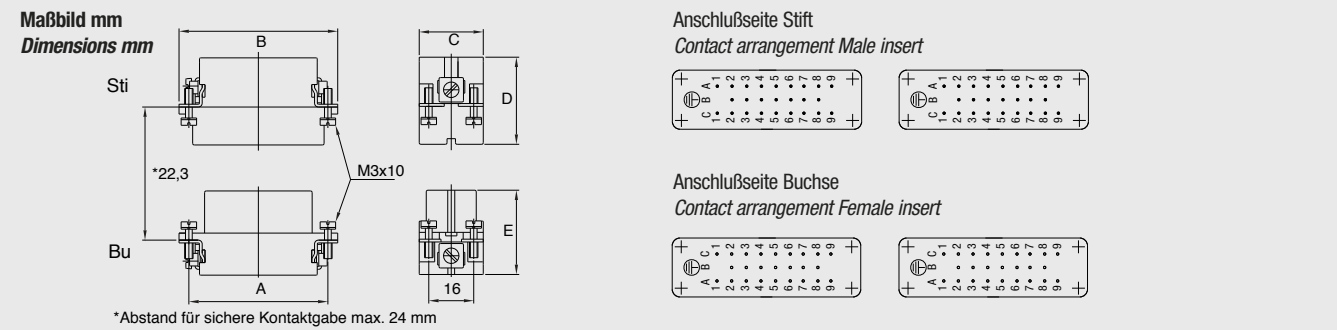
**250 V/10 A**

| Bezeichnung<br>Description  | Bestelltext<br>Designation    | Bestell-Nr./Order No.       |                               |
|---|-------------------------------|-----------------------------|-------------------------------|
|   |                               | Stifteinsatz<br>Male insert | Buchseinsatz<br>Female insert |
| Stifteinsatz/Male insert<br>Buchseinsatz/Female insert<br>Crimpanschluss/Crimp terminal<br> | HD.25.Sti.C<br><br>HD.25.Bu.C | 2-1103010-3                 | 2-1103011-3                   |

| Maß/Dimensions | A  | B  | C  | D  | E  |
|----------------|----|----|----|----|----|
| mm             | 66 | 73 | 23 | 35 | 35 |

Passende Crimpkontakte siehe Seite 35, Passende Crimpwerkzeuge siehe Seite 35  
 Suitable Crimp contacts see page 35, Suitable Crimping tools see page 35



\*Abstand für sichere Kontaktgabe max. 24 mm

**HA.32 Gehäuse/Housings**

**Baugröße/Size 7**

Pulverbeschichtet, silbergrau

*Powder-coated, silver-grey*

**Verschlussbügel am Unterteil/Locking clip at housing bottom**

**IP 65**

| Bezeichnung<br>Description   | Metr.      | PG         | Bestelltext<br>Designation                                      | Bestell-Nr.<br>Order No.                  |
|--|------------|------------|---|---|
| <p><b>Steckergehäuse:</b> Kabeleingang seitlich, Standard Bauform<br/><i>Hood: Side entry, Standard construction</i></p>                   | M25<br>M40 | 21         | HA.32.STS.1.21.G<br>HA.32.STS.1.M25.G<br>HA.32.STS.1.M40.G      | 1-1102155-6<br>0-1106456-3<br>0-1106439-3 |
| <p><b>Steckergehäuse:</b> Kabeleingang oben, Standard Bauform<br/><i>Hood: Top entry, Standard construction</i></p>                        | M32<br>M40 | 21         | HA.32.STO.1.21.G<br>HA.32.STO.1.M32.G<br>HA.32.STO.1.M40.G      | 1-1102158-6<br>0-1106456-1<br>0-1106439-1 |
| <p><b>Anbaugehäuse:</b> Kabeleingang unten, Standard Bauform<br/><i>Surface mounted housing: Bottom entry, Standard construction</i></p>   |            |            | HA.32.AG-VS   | 1-1102160-1                               |
| <p><b>Sockelgehäuse:</b> Kabeleingang seitlich, Standard Bauform<br/><i>Surface mounted housing: Side entry, Standard construction</i></p> | 2xM25      | 21<br>2x21 | HA.32.SG-VS.1.21.Z<br>HA.32.SG-VS.2.21.Z<br>HA.32.SG-VS.2.M25.Z | 1-1102162-1<br>1-1102164-1<br>0-1106455-2 |

**Passende Kabelverschraubungen ab Seite 188/Suitable Cable fittings from page 188**

**HA.32 Gehäuse/Housings**

**Baugröße/Size 7**

Pulverbeschichtet, silbergrau

*Powder-coated, silver-grey*

**Verschlussbügel am Oberteil/Locking clip on hood**

**IP 65**

| Bezeichnung<br>Description   | Metr.      | PG         | Bestelltext<br>Designation  | Bestell-Nr.<br>Order No.                  |
|--|------------|------------|---|---|
| <p><b>Steckergehäuse:</b> Kabeleingang seitlich, Standard Bauform<br/><i>Hood: Side entry, Standard construction</i></p>                   | M25<br>M40 | 21         | HA.32.STS-VS.1.21.G<br>HA.32.STS-VS.1.M25.G<br>HA.32.STS-VS.1.M40.G | 1-1102155-1<br>0-1106456-4<br>0-1106459-4 |
| <p><b>Steckergehäuse:</b> Kabeleingang oben, Standard Bauform<br/><i>Hood: Top entry, Standard construction</i></p>                        | M32<br>M40 | 21         | HA.32.STO-VS.1.21.G<br>HA.32.STO-VS.1.M32.G<br>HA.32.STO-VS.1.M40.G | 1-1102158-1<br>0-1106456-2<br>0-1106459-2 |
| <p><b>Anbaugehäuse:</b> Kabeleingang unten, Standard Bauform<br/><i>Surface mounted housing: Bottom entry, Standard construction</i></p>   |            |            | HA.32.AGD   | 1-1102165-1                               |
| <p><b>Sockelgehäuse:</b> Kabeleingang seitlich, Standard Bauform<br/><i>Surface mounted housing: Side entry, Standard construction</i></p> | 2xM25      | 21<br>2x21 | HA.32.SGD.1.21.Z<br>HA.32.SGD.2.21.Z<br>HA.32.SGD.2.M25.Z           | 1-1102167-1<br>1-1102169-1<br>0-1106455-1 |

**Passende Kabelverschraubungen ab Seite 188/Suitable Cable fittings from page 188**

Verbindlich für Toleranzen der Abmessungen und technische Werte sind ausschließlich die neuesten TE Connectivity Kundenzeichnungen bzw. Produkt-Spezifikationen, die Sie auf Anfrage erhalten.  
All specifications subject to change. Consult TE Connectivity for latest design specifications.

**HE.24 Kontakteinsätze/Contact inserts**

**Baugröße/Size 8**







Federzug-Anschluss, Schraubanschluss,  
Crimpanschluss für gedrehte HE/HA Crimpkontakte

**Kontaktzahlen  
No. of contacts**

Spring Clamp terminal, Screw terminal,  
Crimp terminal for screw machined HE/HA crimp contacts

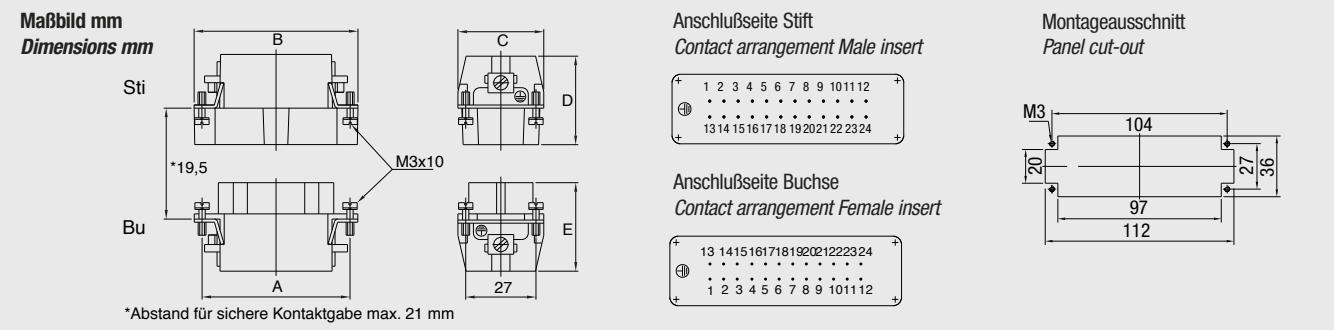
**24 +**

**400 V/16 A**

| Bezeichnung<br>Description   | Bestelltext<br>Designation | Bestell-Nr./Order No.       |                               |
|--|----------------------------|-----------------------------|-------------------------------|
|  |                            | Stifteinsatz<br>Male insert | Buchseinsatz<br>Female insert |
| Stifteinsatz/Male insert<br><br>Schraubanschluss/Screw terminal<br><br> | HE.24.Sti.S.B 1-24         | 1-1103640-1                 |                               |
| Buchseinsatz/Female insert<br><br>                                      | HE.24.Bu.S.B 1-24          |                             | 1-1103641-1                   |
| Federzug-Anschluss/Spring Clamp terminal<br><br>                       | HE.24.Sti.SC.B 1-24        | 7-1103640-1                 |                               |
|   | HE.24.Bu.SC.B 1-24         |                             | 7-1103641-1                   |
| Crimpanschluss/Crimp terminal<br><br>                                 | HE.24.Sti.C.B 1-24         | 2-1103640-3                 |                               |
|   | HE.24.Bu.C.B 1-24          |                             | 2-1103641-3                   |

| Maße/Dimensions | A   | B   | C  | D  | E  |
|-----------------|-----|-----|----|----|----|
| mm              | 104 | 110 | 33 | 34 | 35 |

Passende Crimpkontakte siehe Seite 37, Passende Crimpwerkzeuge siehe Seite 37  
Suitable Crimp contacts see page 37, Suitable Crimping tools see page 37



**HEE.46 Kontakteinsätze/Contact inserts**

**Baugröße/Size 8**



Crimpanschluss für gedrehte HE Crimpkontakte

**Kontaktzahlen  
No. of contacts**

*Crimp terminal for screw machined HE crimp contacts*

**46 +**

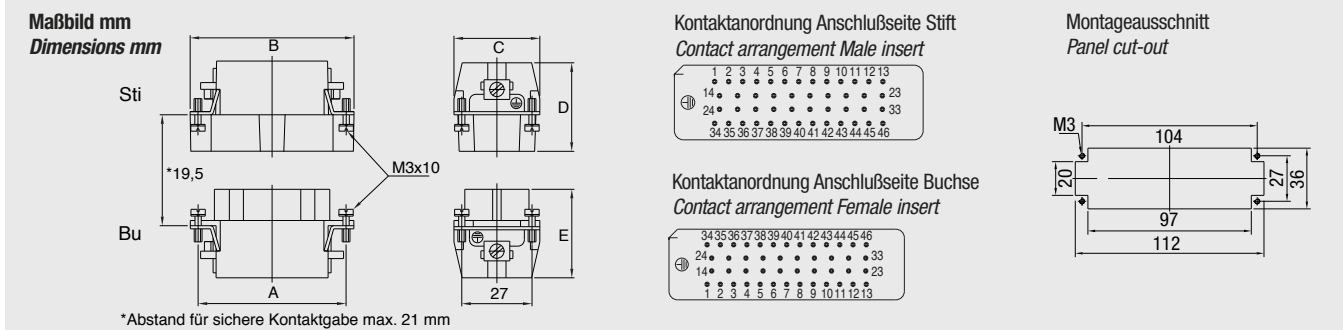
**500 V/16 A**

| Bezeichnung<br>Description   | Bestelltext<br>Designation       | Bestell-Nr./Order No.       |                               |
|--|----------------------------------|-----------------------------|-------------------------------|
|  |                                  | Stifteinsatz<br>Male insert | Buchseinsatz<br>Female insert |
| Stifteinsatz/Male insert<br><br>Crimpanschluss/Crimp terminal<br><br> | HEE.46.Sti.C<br>HEE.46.Sti.C.FS* | 0-1102886-1<br>0-1102886-4  |                               |
| Buchseinsatz/Female insert<br><br>                                   | HEE.46.Bu.C<br>HEE.46.Bu.C.FS*   |                             | 0-1102887-1<br>0-1102887-4    |

\*Kunststoff ist I2F1 qualifiziert nach NF-F 16-101, 102  
 Plastic is qualified I2F1 according NF-F 16-101, 102

| Maße/Dimensions | A   | B   | C  | D  | E  |
|-----------------|-----|-----|----|----|----|
| mm              | 104 | 110 | 33 | 34 | 37 |

Passende Crimpkontakte siehe Seite 37, Passende Crimpwerkzeuge siehe Seite 37  
 Suitable Crimp contacts see page 37, Suitable Crimping tools see page 37



**HVT.35; HVT.48 Kontakteinsätze/Contact inserts**

**Baugröße/Size 8**





Crimpanschluss für gedrehte HVT Crimpkontakte

**Kontaktzahlen  
No. of contacts**

*Crimp terminal for screw machined HVT crimp contacts*

**35; 48 +**


**400 V/16 A**

| Bezeichnung<br>Description   | Bestelltext<br>Designation | Bestell-Nr./Order No.       |                               |
|--|----------------------------|-----------------------------|-------------------------------|
|  |                            | Stifteinsatz<br>Male insert | Buchseinsatz<br>Female insert |
| Stifteinsatz/Male insert<br><br>Crimpanschluss/Crimp terminal<br> | HVT.35.Sti.C               | 2-1104012-3                 |                               |
| Buchseinsatz/Female insert<br><br>                                | HVT.35.Bu.C                |                             | 2-1104014-3                   |
| Crimpanschluss/Crimp terminal<br>                               | HVT.48.Sti.C               | 2-1104016-3                 |                               |
|   | HVT.48.Bu.C                |                             | 2-1104018-3                   |

| Maße/Dimensions | A   | B   | C  | D  | E  |
|-----------------|-----|-----|----|----|----|
| mm              | 104 | 110 | 33 | 35 | 40 |

Passende Crimpkontakte siehe Seite 38, Passende Crimpwerkzeuge siehe Seite 38  
 Suitable Crimp contacts see page 38, Suitable Crimping tools see page 38





**HN.D.64; HN.2D.108 Kontakteinsätze/Contact inserts**

**Baugröße/Size 8**

Crimpanschluss für gedrehte HN.D Crimpkontakte

**Kontaktzahlen**

**No. of contacts**

*Crimp terminal for screw machined HN.D crimp contacts*

**64; 108 +**

**250 V/10 A**

| Bezeichnung<br>Description   | Bestelltext<br>Designation | Bestell-Nr./Order No.       |                               |
|--|----------------------------|-----------------------------|-------------------------------|
|  |                            | Stifteinsatz<br>Male insert | Buchseinsatz<br>Female insert |
| <div style="display: flex; justify-content: space-between;"> <div style="width: 45%;"> <p>Stifteinsatz/Male insert</p> <p>Crimpanschluss/Crimp terminal</p> </div> <div style="width: 45%;"> <p>Buchseinsatz/Female insert</p> </div> </div> | HN.D.64.Sti.C              | 2-1103112-3                 |                               |
| <div style="display: flex; justify-content: space-between;"> <div style="width: 45%;"> </div> <div style="width: 45%;"> </div> </div>  | HN.D.64.Bu.C               |                             | 2-1103113-3                   |
| <div style="display: flex; justify-content: space-between;"> <div style="width: 45%;"> <p>Crimpanschluss/Crimp terminal</p> </div> <div style="width: 45%;"> </div> </div>   | HN.2D.108.Sti.C            | 2-1103216-3                 |                               |
| <div style="display: flex; justify-content: space-between;"> <div style="width: 45%;"> </div> <div style="width: 45%;"> </div> </div>  | HN.2D.108.Bu.C             |                             | 2-1103220-3                   |

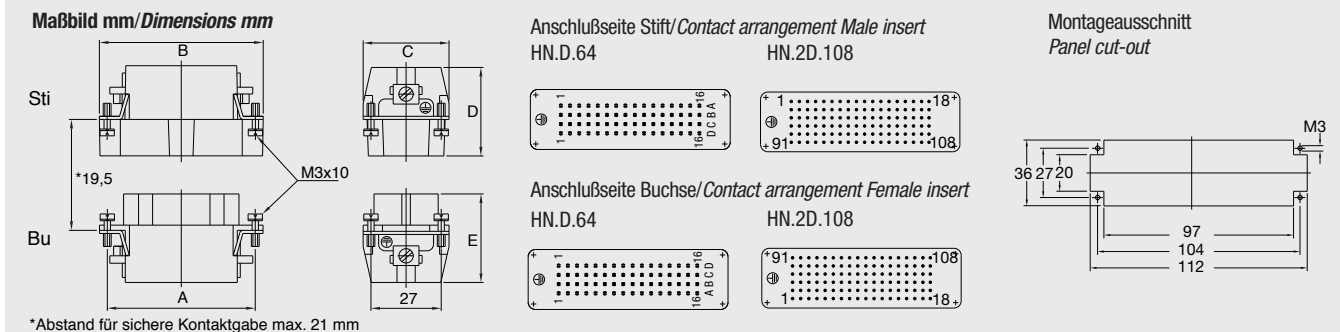
  

| HN.D.64         |     |     |    |    |    |
|-----------------|-----|-----|----|----|----|
| Maße/Dimensions | A   | B   | C  | D  | E  |
| mm              | 104 | 110 | 33 | 35 | 35 |

| HN.2D.108       |     |     |    |      |    |
|-----------------|-----|-----|----|------|----|
| Maße/Dimensions | A   | B   | C  | D    | E  |
| mm              | 104 | 110 | 34 | 36,5 | 37 |

Passende Crimpkontakte siehe Seite 34, Passende Crimpwerkzeuge siehe Seite 34  
 Suitable crimp contacts see page 34, Suitable crimping tools see page 34



**HD.64 Kontakteinsätze/Contact inserts**

**Baugröße/Size 8**



Crimpanschluss für gestanzte HD.M Crimpkontakte

**Kontaktzahlen  
No. of contacts**

*Crimp terminal for stamped HD.M crimp contacts*

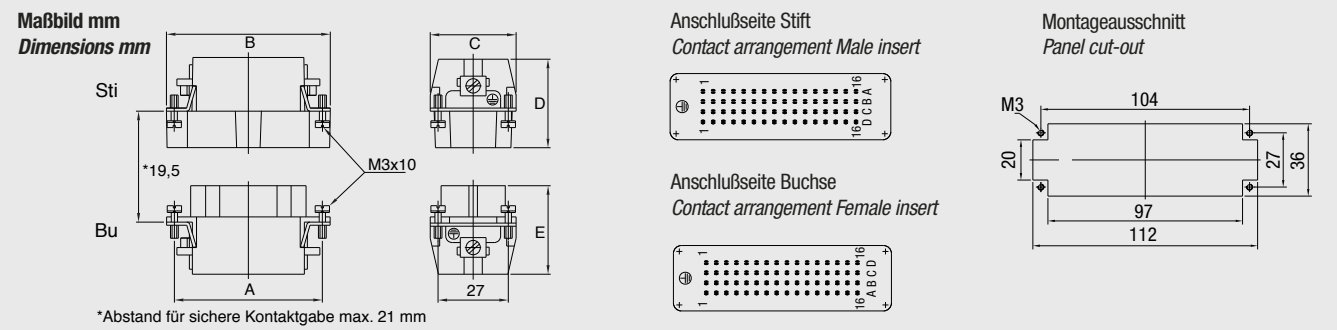
**64 +**

**250 V/10 A**

| Bezeichnung<br>Description   | Bestelltext<br>Designation | Bestell-Nr./Order No.       |                               |
|--|----------------------------|-----------------------------|-------------------------------|
|  |                            | Stifteinsatz<br>Male insert | Buchseinsatz<br>Female insert |
| Stifteinsatz/Male insert<br><br>Crimpanschluss/Crimp terminal<br><br> | HD.64.Sti.C                | 2-1103032-3                 |                               |
| Buchseinsatz/Female insert<br><br>                                    | HD.64.Bu.C                 |                             | 2-1103033-3                   |

| Maße/Dimensions | A   | B   | C  | D  | E  |
|-----------------|-----|-----|----|----|----|
| mm              | 104 | 110 | 33 | 35 | 35 |

Passende Crimpkontakte siehe Seite 35, Passende Crimpwerkzeuge siehe Seite 35  
 Suitable Crimp contacts see page 35, Suitable Crimping tools see page 35



\*Abstand für sichere Kontaktgabe max. 21 mm

**HSS.8/2; HMX4/8 Kontakteinsätze/Contact inserts**

**Baugröße/Size 8**

Crimpanschluss, Schraubanschluss

**Kontaktzahlen  
No. of contacts**

*Crimp terminal, Screw terminal*

**8 + 2; 4 + 8**

**600 V/63 A; 400 V/16 A; 380 V/80 A; 380 V/16 A**

| Bezeichnung<br>Description  | Bestelltext<br>Designation | Bestell-Nr./Order No.       |                               |
|---|----------------------------|-----------------------------|-------------------------------|
|   |                            | Stifteinsatz<br>Male insert | Buchseinsatz<br>Female insert |
| Stifteinsatz/Male insert<br><br>Crimpanschluss/Crimp terminal<br><br> | HSS.8/2.Sti.C              | 2-1104200-3                 |                               |
| Buchseinsatz/Female insert<br><br>                                    | HSS.8/2.Bu.C               |                             | 2-1104202-3                   |
| Schraubanschluss/Screw terminal<br><br>                               | HMX.4/8.Sti.S              | 0-1103148-1                 |                               |
|   | HMX.4/8.Bu.S               |                             | 0-1103149-1                   |


  

| HSS.8/2         |     |     |    |    |      |
|-----------------|-----|-----|----|----|------|
| Maße/Dimensions | A   | B   | C  | D  | E    |
| mm              | 104 | 110 | 33 | 40 | 43,5 |


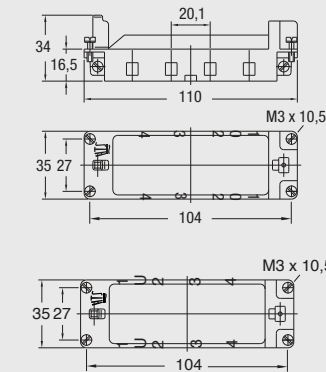
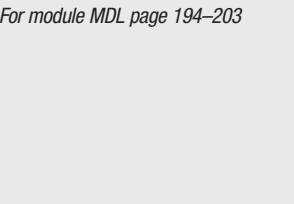
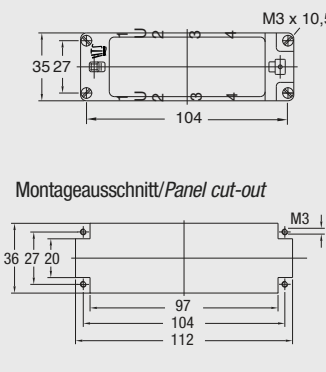

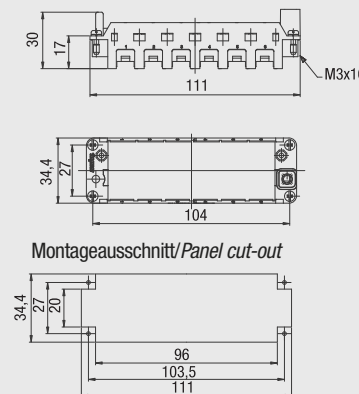
  

| HMX4/8          |     |     |    |    |    |
|-----------------|-----|-----|----|----|----|
| Maße/Dimensions | A   | B   | C  | D  | E  |
| mm              | 104 | 110 | 34 | 42 | 44 |

Passende Crimpkontakte siehe Seite 38 (Steuerkontakt), Seite 41 (Lastkontakt), Passende Crimpwerkzeuge siehe Seite 41  
 Suitable Crimp contacts see page 38 (signal contact), page 41 (power contact), Suitable Crimping tools see page 41



**Modul Halterahmen/Module Fixing Frame** **Baugröße/Size 8**

| Bezeichnung<br>Description  | Bestelltext<br>Designation | Bestell-Nr./Order No.<br>Oberteil<br>Top part      Unterteil<br>Bottom part |  |
|---|----------------------------|---|--|
| <p>Halterahmen/Fixing frame</p>  <p>Für Modul MDL Seite 194–203<br/>For module MDL page 194–203</p>  <p>Halterahmen/Fixing frame</p>  <p>Für Modul MDL Seite 194–203<br/>For module MDL page 194–203</p>  | MDL2-GR.0-8/B.1-4          | 0-1108780-1   |  |
| <p>Halterahmen/Fixing frame</p>  <p>Für Modul HVS Seite 204–212<br/>For module HVS page 204–212</p>   | HVS-R.O 1-6<br>HVS-R.U 1-6 | 0-1103250-1<br>0-1103250-2  |  |

**HB/-K.24, HD/-K.64, HD/-K.108 Gehäuse/Housings**

**Baugröße/Size 8**

Pulverbeschichtet, silbergrau  
 K = korrosionsgeschützt, schwarz

*Powder-coated, silver-grey*  
*K = corrosion-resistant, black*

**Verschlussbügel am Unterteil/Locking clip at housing bottom**

**IP 65**

| Bezeichnung<br>Description   | Metr.  | PG                   | Bestelltext<br>Designation                        | Bestell-Nr.<br>Order No.                          |             |
|--|--|----------------------|---|---|-------------|
| <b>Steckergehäuse:</b> Kabeleingang seitlich, Standard Bauform<br><b>Hood:</b> Side entry, Standard construction<br> | M32  | 21                   | HB.24.STS.1.21.G                                  | 1-1102316-6                                       |             |
|  |  | 29                   | HB.24.STS.1.29.G                                  | 1-1102319-6                                       |             |
|  |  |                      | HB.24.STS.1.M32.G                                 | 0-1106465-4                                       |             |
|  |  |                      |   | Mit Korrosionsschutz<br>With corrosion protection |             |
|  | M32  | 21                   | HB-K.24.STS.1.21.G                                | 2-1102316-6                                       |             |
|  |  | 29                   | HB-K.24.STS.1.29.G                                | 2-1102319-6                                       |             |
|  |  | HB-K.24.STS.1.M32.G  | 1-1106465-1                                       |   |             |
| <b>Steckergehäuse:</b> Kabeleingang seitlich, Hohe Bauform<br><b>Hood:</b> Side entry, High construction<br>         | M32<br>M40   | 21                   | HD.64.STS.1.21.G                                  | 1-1103336-6                                       |             |
|  |  | 29                   | HD.64.STS.1.29.G                                  | 1-1103338-6                                       |             |
|  |  |                      | HD.64.STS.1.M32.G                                 | 0-1106470-4                                       |             |
|  |  |                      | HD.64.STS.1.M40.G                                 | 1-1106470-9                                       |             |
|  |  |                      |   | Mit Korrosionsschutz<br>With corrosion protection |             |
|  | M32  | 21                   | HD-K.64.STS.1.21.G                                | 2-1103336-6                                       |             |
|  |  | 29                   | HD-K.64.STS.1.29.G                                | 2-1103338-6                                       |             |
|  |  |                      | HD-K.64.STS.1.M32.G                               | 1-1106470-0                                       |             |
|  | <b>Steckergehäuse:</b> Kabeleingang seitlich, Hohe Bauform<br><b>Hood:</b> Side entry, High construction<br> | M50                  | 29  | HD.108.STS.1.29.G                                 | 1-1102411-6 |
|  |  |                      |   | HD.108.STS.1.M50.G                                | 0-1106467-4 |
|  |  |                      | Mit Korrosionsschutz<br>With corrosion protection |   |             |
| M50  |  | 29                   | HD-K.108.STS.1.29.G                               | 2-1102411-6                                       |             |
|  |  | HD-K.108.STS.1.M50.G | 1-1106467-0                                       |   |             |

**Passende Kabelverschraubungen ab Seite 188/Suitable Cable fittings from page 188**

**HB/-K.24, HD/-K.64, HD/-K.108 Gehäuse/Housings**

**Baugröße/Size 8**

Pulverbeschichtet, silbergrau  
 K = korrosionsgeschützt, schwarz

*Powder-coated, silver-grey*  
*K = corrosion-resistant, black*

**Verschlussbügel am Unterteil/Locking clip at housing bottom**

**IP 65**

| Bezeichnung<br>Description   | Metr.      | PG | Bestelltext<br>Designation                                    | Bestell-Nr.<br>Order No.                  |
|--|------------|----|---|---|
| <b>Steckergehäuse:</b> Kabeleingang oben, Standard Bauform<br><i>Hood: Top entry, Standard construction</i><br>                        | M32        | 21 | HB.24.STO.1.21.G  | 1-1102325-6                               |
|  |            | 29 | HB.24.STO.1.29.G<br>HB.24.STO.1.M32.G                         | 1-1102328-6<br>0-1106465-1                |
| <b>Steckergehäuse:</b> Kabeleingang oben, Hohe Bauform<br><i>Hood: Top entry, High construction</i><br>                                | M32<br>M40 | 21 | HD.64.STO.1.21.G  | 1-1103341-6                               |
|  |            | 29 | HD.64.STO.1.29.G<br>HD.64.STO.1.M32.G<br>HD.64.STO.1.M40.G    | 1-1103344-6<br>0-1106470-1<br>3-1106470-0 |
| <b>Steckergehäuse:</b> Kabeleingang oben, Hohe Bauform<br><i>Hood: Top entry, High construction</i><br>                                | M50        | 21 | HD.108.STO.1.21.G   | 1-1102414-6                               |
|  |            | 29 | HD.108.STO.1.29.G<br>HD.108.STO.1.M32.G<br>HD.108.STO.1.M50.G | 1-1103344-6<br>0-1106470-7<br>0-1106467-1 |
| <b>Steckergehäuse:</b> Kabeleingang oben, Hohe Bauform<br><i>Hood: Top entry, High construction</i><br>                                | M50        | 36 | HD.108.STO.1.36.G<br>HD.108.STO.1.M50.G                       | 1-1102414-6<br>0-1106467-1                |
|  |            | 36 | HD-K.108.STO.1.36.G<br>HD-K.108.STO.1.M50.G                   | 2-1102414-6<br>0-1106467-7                |
| <b>Anbaugeschäuse:</b> Kabeleingang unten, Standard Bauform<br><i>Surface mounted housing: Bottom entry, Standard construction</i><br> |            |    | HB.24.AG-VS   | 1-1102291-1                               |
|  |            |    | Mit Korrosionsschutz<br>With corrosion protection             | HB-K.24.AG-VS                             |

**Passende Kabelverschraubungen ab Seite 188/Suitable Cable fittings from page 188**



**HB.24, HB-K.24, HD.64, HD-K.64 Gehäuse/Housings**

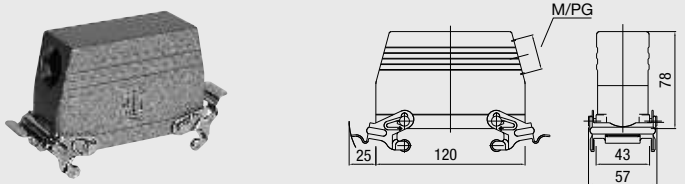
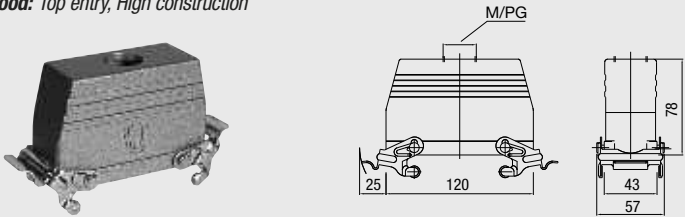
**Baugröße/Size 8**

Pulverbeschichtet, silbergrau  
 K = korrosionsgeschützt, schwarz

*Powder-coated, silver-grey*  
*K = corrosion-resistant, black*

**Verschlussbügel am Oberteil/Locking clip on hood**

**IP 65**

| Bezeichnung<br>Description  | Metr. | PG  | Bestelltext<br>Designation                      | Bestell-Nr.<br>Order No.   |
|---|-------|---|---|----------------------------|
| <b>Steckergehäuse:</b> Kabeleingang seitlich, Hohe Bauform<br><b>Hood:</b> Side entry, High construction<br> | M32   | 21  | HD.64.STS-VS.1.21.G                             | 1-1103336-1                |
|   |       | 29  | HD.64.STS-VS.1.29.G<br>HD.64.STS-VS.1.M32.G     | 1-1103338-1<br>0-1106470-6 |
|   | M32   | 29  | HD-K.64.STS-VS.1.29.G<br>HD-K.64.STS-VS.1.M32.G | 2-1103338-1<br>1-1106470-2 |
|   |       | Mit Korrosionsschutz<br>With corrosion protection |   |                            |
| <b>Steckergehäuse:</b> Kabeleingang oben, Hohe Bauform<br><b>Hood:</b> Top entry, High construction<br>     | M32   | 21  | HD.64.STO-VS.1.21.G                             | 1-1103341-1                |
|   |       | 29  | HD.64.STO-VS.1.29.G<br>HD.64.STO-VS.1.M32.G     | 1-1103344-1<br>0-1106470-3 |
|   | M32   | 29  | HD-K.64.STO-VS.1.29.G<br>HD-K.64.STO-VS.1.M32.G | 2-1103344-1<br>0-1106470-9 |
|   |       | Mit Korrosionsschutz<br>With corrosion protection |   |                            |

**Passende Kabelverschraubungen ab Seite 188/Suitable Cable fittings from page 188**



**HB.24, HB-K.24, HD.64, HD-K.64 Gehäuse/Housings**

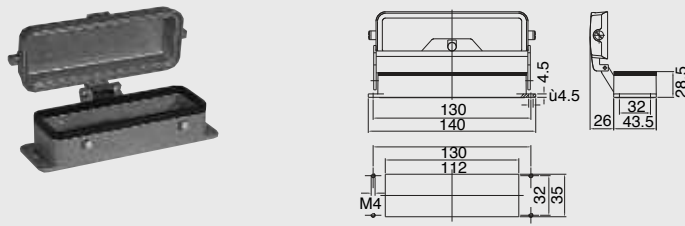
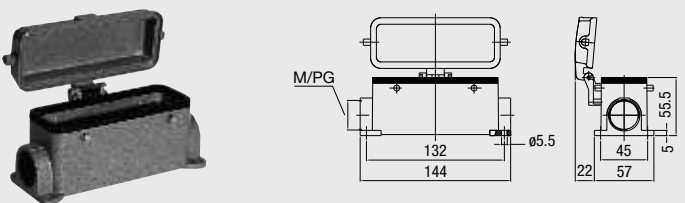
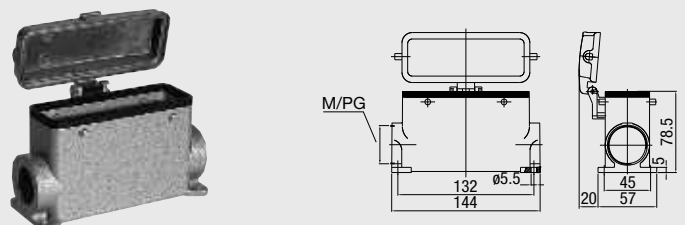
**Baugröße/Size 8**

Pulverbeschichtet, silbergrau  
 K = korrosionsgeschützt, schwarz

*Powder-coated, silver-grey*  
*K = corrosion-resistant, black*

**Verschlussbügel am Oberteil/Locking clip on hood**

**IP 65**

| Bezeichnung<br>Description   | Metr.        | PG                       | Bestelltext<br>Designation                        | Bestell-Nr.<br>Order No. |
|--|--------------|--------------------------|---|--------------------------|
| <b>Anbaugehäuse:</b> Kabeleingang unten, Standard Bauform<br><i>Surface mounted housing: Bottom entry, Standard construction</i><br>    |              |                          | HB.24.AGD   | 1-1102340-6              |
|  |              |                          | Mit Korrosionsschutz<br>With corrosion protection |                          |
|  |              |                          | HB-K.24.AGD                                       | 2-1102340-6              |
|  |              |                          |   |                          |
| <b>Sockelgehäuse:</b> Kabeleingang seitlich, Standard Bauform<br><i>Surface mounted housing: Side entry, Standard construction</i><br> | M25<br>2xM25 | 21<br>2x21               | HB.24.SGD.1.21.Z                                  | 1-1102343-6              |
|  |              |                          | HB.24.SGD.2.21.Z                                  | 1-1102345-6              |
|  |              |                          | HB.24.SGD.1.M25.Z                                 | 0-1103061-2              |
|  |              |                          | HB.24.SGD.2.M25.Z                                 | 0-1106464-1              |
|  |              |                          | Mit Korrosionsschutz<br>With corrosion protection |                          |
|  |              |                          |   |                          |
|  | 2xM25        | 21                       | HB-K.24.SGD.1.21.Z                                | 2-1102343-6              |
|  |              |                          | HB-K.24.SGD.2.M25.Z                               | 0-1106464-5              |
| <b>Sockelgehäuse:</b> Kabeleingang seitlich, Hohe Bauform<br><i>Surface mounted housing: Side entry, High construction</i><br>        | 2xM32        | 21<br>2x21<br>29<br>2x29 | HD.64.SGD.1.21.Z                                  | 1-1103360-6              |
|  |              |                          | HD.64.SGD.2.21.Z                                  | 1-1103362-6              |
|  |              |                          | HD.64.SGD.1.29.Z                                  | 1-1103364-6              |
|  |              |                          | HD.64.SGD.2.29.Z                                  | 1-1103366-6              |
|  |              |                          | HD.64.SGD.2.M32.Z                                 | 0-1106469-1              |
|  |              |                          | Mit Korrosionsschutz<br>With corrosion protection |                          |
|  | 2xM32        | 29                       | HD-K.64.SGD.1.29.Z                                | 2-1103364-6              |
|  |              |                          | HD-K.64.SGD.2.M32.Z                               | 0-1106469-5              |

**Passende Kabelverschraubungen ab Seite 188/Suitable Cable fittings from page 188**

**HB/-K.24, HD/-K.64, HD/-K.108 Gehäuse/Housings**

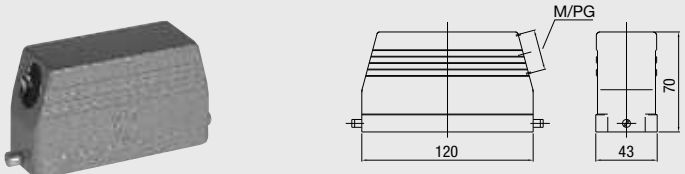
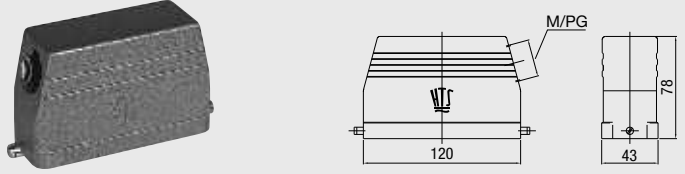
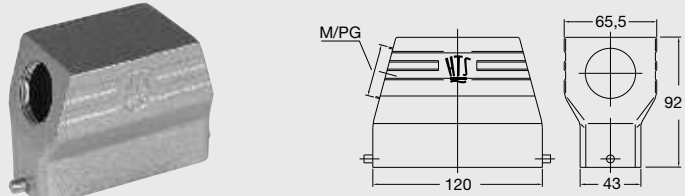
**Baugröße/Size 8**

Pulverbeschichtet, silbergrau  
 K = korrosionsgeschützt, schwarz

*Powder-coated, silver-grey*  
*K = corrosion-resistant, black*

**Längsbügel am Unterteil/Side clip at housing bottom**

**IP 65**

| Bezeichnung<br>Description  | Metr.      | PG                      | Bestelltext<br>Designation | Bestell-Nr.<br>Order No.                          |  |
|---|------------|-------------------------|----------------------------|---|--|
| <b>Steckergehäuse:</b> Kabeleingang seitlich, Standard Bauform<br><b>Hood:</b> Side entry, Standard construction<br> | M32        | 21                      | HB.24.STS-GR.1.21.G        | 1-1102316-7                                       |  |
|   |            | 29                      | HB.24.STS-GR.1.29.G        | 1-1102319-7                                       |  |
|   |            |                         | HB.24.STS-GR.1.M32.G       | 0-1106465-5                                       |  |
|   |            |                         |                            | Mit Korrosionsschutz<br>With corrosion protection |  |
|   | M32        | 21                      | HB-K.24.STS-GR.1.21.G      | 2-1102316-7                                       |  |
|   |            | 29                      | HB-K.24.STS-GR.1.29.G      | 2-1102319-7                                       |  |
|   |            | HB-K.24.STS-GR.1.M32.G  | 1-1106465-2                |   |  |
| <b>Steckergehäuse:</b> Kabeleingang seitlich, Hohe Bauform<br><b>Hood:</b> Side entry, High construction<br>       | M32<br>M40 | 21                      | HD.64.STS-GR.1.21.G        | 1-1103336-7                                       |  |
|   |            | 29                      | HD.64.STS-GR.1.29.G        | 1-1103338-7                                       |  |
|   |            |                         | HD.64.STS-GR.1.M32.G       | 0-1106470-5                                       |  |
|   |            |                         |                            | Mit Korrosionsschutz<br>With corrosion protection |  |
|   | M32        | 29                      | HD-K.64.STS-GR.1.29.G      | 2-1103338-7                                       |  |
|   |            |                         | HD-K.64.STS-GR.1.M32.G     | 1-1106470-1                                       |  |
| <b>Steckergehäuse:</b> Kabeleingang seitlich, Hohe Bauform<br><b>Hood:</b> Side entry, High construction<br>       | M50        | 29                      | HD.108.STS-GR.1.29.G       | 1-1102411-7                                       |  |
|   |            |                         | HD.108.STS-GR.1.M50.G      | 0-1106467-5                                       |  |
|   |            |                         |                            | Mit Korrosionsschutz<br>With corrosion protection |  |
|   | M50        | 29                      | HD-K.108.STS-GR.1.29.G     | 2-1102411-7                                       |  |
|   |            | HD-K.108.STS-GR.1.M50.G | 1-1106467-1                |   |  |


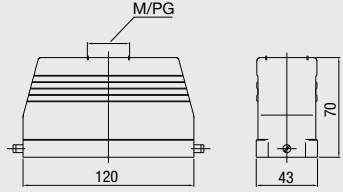

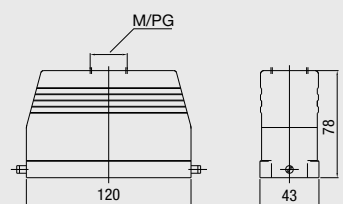

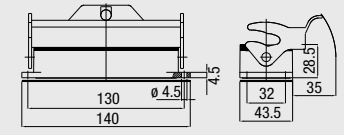


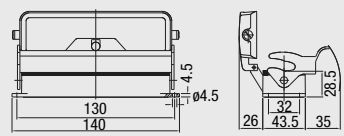
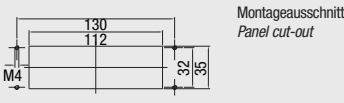
**Passende Kabelverschraubungen ab Seite 188/Suitable Cable fittings from page 188**

**HB.24, HB-K.24, HD.64, HD-K.64 Gehäuse/Housings Baugröße/Size 8**

Pulverbeschichtet, silbergrau  
 K = korrosionsgeschützt, schwarz

*Powder-coated, silver-grey  
 K = corrosion-resistant, black*

**Längsbügel am Unterteil/Side clip at housing bottom IP 65**

| Bezeichnung<br>Description   | Metr.      | PG | Bestelltext<br>Designation                               | Bestell-Nr.<br>Order No. |
|--|------------|----|--|--------------------------|
| <b>Steckergehäuse:</b> Kabeleingang oben, Standard Bauform<br><i>Hood: Top entry, Standard construction</i><br>    | M32        | 21 | HB.24.STO-GR.1.21.G                                      | 1-1102325-7              |
|  |            | 29 | HB.24.STO-GR.1.29.G                                      | 1-1102328-7              |
|  |            |    | HB.24.STO-GR.1.M32.G                                     | 0-1106465-2              |
| <b>Steckergehäuse:</b> Kabeleingang oben, Hohe Bauform<br><i>Hood: Top entry, High construction</i><br>    | M32<br>M40 | 21 | HD.64.STO-GR.1.21.G                                      | 1-1103341-7              |
|  |            | 29 | HD.64.STO-GR.1.29.G                                      | 1-1103344-7              |
|  |            |    | HD.64.STO-GR.1.M32.G                                     | 0-1106470-2              |
| <b>Anbaugeschäuse:</b> Kabeleingang unten, Standard Bauform<br><i>Surface mounted housing: Bottom entry, Standard construction</i><br> <br> | M32        |    | HB.24.AG-LB  | 1-1102291-2              |
|  |            |    | Mit Korrosionsschutz<br><i>With corrosion protection</i> |                          |
|  |            |    | HB-K.24.AG-LB  | 2-1102291-2              |
| <b>Anbaugeschäuse:</b> Kabeleingang unten, Standard Bauform<br><i>Surface mounted housing: Bottom entry, Standard construction</i><br> <br> | M32        |    | HB.24.AGD-LB   | 1-1102340-2              |
|  |            |    | Mit Korrosionsschutz<br><i>With corrosion protection</i> |                          |
|  |            |    | HB-K.24.AGD-LB   | 2-1102340-2              |

**Passende Kabelverschraubungen ab Seite 188/Suitable Cable fittings from page 188**

**HB.24, HB-K.24, HD.64, HD-K.64 Gehäuse/Housings**

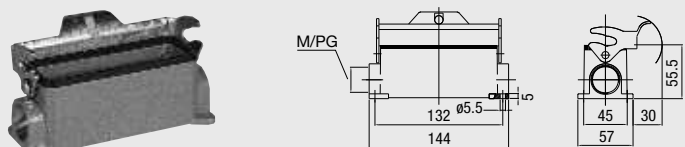
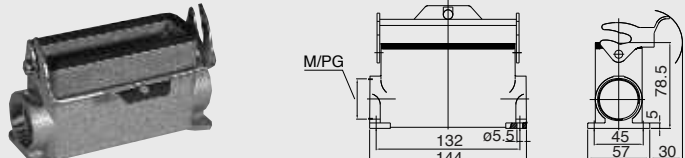
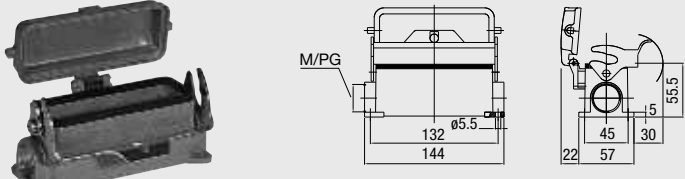
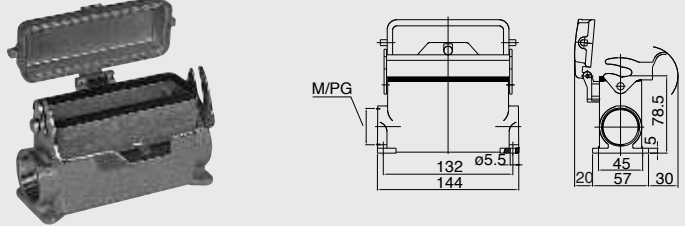
**Baugröße/Size 8**

Pulverbeschichtet, silbergrau  
 K = korrosionsgeschützt, schwarz

*Powder-coated, silver-grey*  
*K = corrosion-resistant, black*

**Längsbügel am Unterteil/Side clip at housing bottom**

**IP 65**

| Bezeichnung<br>Description  | Metr.        | PG   | Bestelltext<br>Designation  | Bestell-Nr.<br>Order No.   |
|---|--------------|------|---|----------------------------|
| <b>Sockelgehäuse:</b> Kabeleingang seitlich, Standard Bauform<br><i>Surface mounted housing: Side entry, Standard construction</i><br>   | 2xM25        | 21   | HB.24.SG-LB.1.21.Z  | 1-1102331-2                |
|   |              | 2x21 | HB.24.SG-LB.2.21.Z<br>HB.24.SG-LB.2.M25.G   | 1-1102333-2<br>0-1106464-3 |
|   | 2xM25        | 21   | Mit Korrosionsschutz<br><i>With corrosion protection</i><br>HB-K.24.SG-LB.1.21.Z<br>HB-K.24.SG-LB.2.M25.G   | 2-1102331-2<br>0-1106464-7 |
|   |              | 21   | HD.64.SG-LB.1.21.Z<br>HD.64.SG-LB.2.21.Z  | 1-1103346-2<br>1-1103348-2 |
| <b>Sockelgehäuse:</b> Kabeleingang seitlich, Hohe Bauform<br><i>Surface mounted housing: Side entry, High construction</i><br>          | 2xM32        | 29   | HD.64.SG-LB.1.29.Z<br>HD.64.SG-LB.2.29.Z  | 1-1103350-2<br>1-1103352-2 |
|   |              | 2x29 | HD.64.SG-LB.2.M32.Z   | 0-1106469-3                |
|   | 2xM32        | 29   | Mit Korrosionsschutz<br><i>With corrosion protection</i><br>HD-K.64.SG-LB.1.29.Z<br>HD-K.64.SG-LB.2.M32.G   | 2-1103350-2<br>0-1106469-7 |
|   |              | 21   | HB.24.SGD-LB.1.21.Z<br>HB.24.SGD-LB.2.21.Z  | 1-1102343-2<br>1-1102345-2 |
| <b>Sockelgehäuse:</b> Kabeleingang seitlich, Standard Bauform<br><i>Surface mounted housing: Side entry, Standard construction</i><br> | M25<br>2xM25 | 2x21 | HB.24.SGD-LB.1.M25.Z<br>HB.24.SGD-LB.2.M25.Z  | 0-1103061-3<br>0-1106464-2 |
|   |              | 21   | Mit Korrosionsschutz<br><i>With corrosion protection</i><br>HB-K.24.SGD-LB.1.21.Z<br>HB-K.24.SGD-LB.2.M25.z | 2-1102343-2<br>0-1106464-6 |
| <b>Sockelgehäuse:</b> Kabeleingang seitlich, Hohe Bauform<br><i>Surface mounted housing: Side entry, High construction</i><br>         | 2xM32        | 21   | HD.64.SGD-LB.1.21.Z<br>HD.64.SGD-LB.2.21.Z  | 1-1103360-2<br>1-1103362-2 |
|   |              | 2x21 | HD.64.SGD-LB.1.29.Z<br>HD.64.SGD-LB.2.29.Z  | 1-1103364-2<br>1-1103366-2 |
|   | 2xM32        | 2x29 | HD.64.SGD-LB.2.M32.Z  | 0-1106469-2                |
|   |              | 29   | Mit Korrosionsschutz<br><i>With corrosion protection</i><br>HD-K.64.SGD-LB.1.29.Z<br>HD-K.64.SGD-LB.2.M32.z | 2-1103364-2<br>0-1106469-6 |

**Passende Kabelverschraubungen ab Seite 188/Suitable Cable fittings from page 188**

**HB.24, HB-K.24, HD.64, HD-K.64 Gehäuse/Housings**


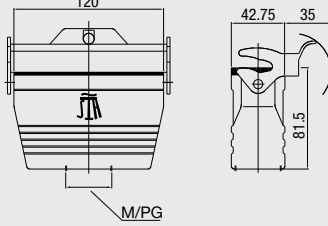
**Baugröße/Size 8**

Pulverbeschichtet, silbergrau  
 K = korrosionsgeschützt, schwarz

*Powder-coated, silver-grey*  
*K = corrosion-resistant, black*

**Längsbügel am Unterteil/Side clip at housing bottom**

**IP 65**

| Bezeichnung<br>Description  | Metr. | PG       | Bestelltext<br>Designation   | Bestell-Nr.<br>Order No.                  |
|---|-------|----------|--|---|
| <p><b>Kupplungsgehäuse:</b> Kabeleingang unten, Hohe Bauform<br/> <i>Cable-to-cable hood: Bottom entry, High construction</i></p>   | M32   | 21<br>29 | HD.64.KDO-LB.1.21.G<br>HD.64.KDO-LB.1.29.G<br>HD.64.KDO-LB.1.M32.G | 1-1103355-2<br>1-1103358-2<br>0-1106468-1 |

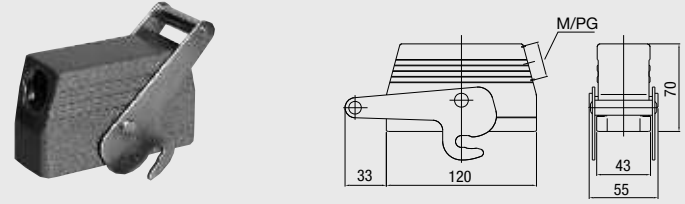
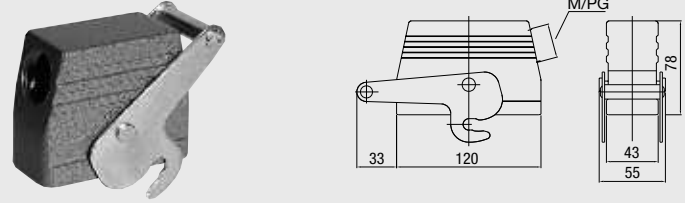
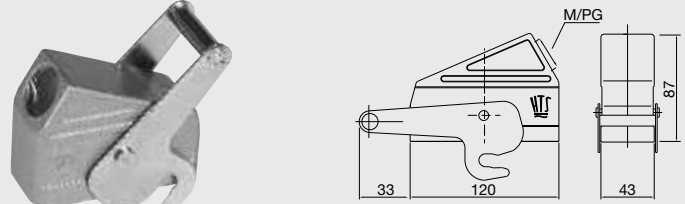
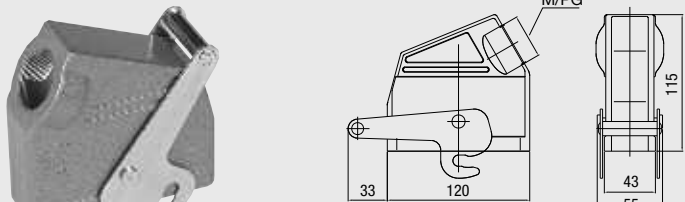
**Passende Kabelverschraubungen ab Seite 188/Suitable Cable fittings from page 188**

**HB-Z.24, HB-K/Z.24, HD-Z.64, HD-K/Z.64 Gehäuse/Housings Baugröße/Size 8**

Pulverbeschichtet, silbergrau  
 K = korrosionsgeschützt, schwarz

*Powder-coated, silver-grey*  
*K = corrosion-resistant, black*

**Zentralbügel am Steckergehäuse/Central locking clip on hood IP 65**

| Bezeichnung<br>Description  | Metr. | PG                         | Bestelltext<br>Designation  | Bestell-Nr.<br>Order No.                          |  |
|---|-------|----------------------------|-----------------------------|---|--|
| <b>Steckergehäuse:</b> Kabeleingang seitlich, Standard Bauform<br><b>Hood:</b> Side entry, Standard construction<br> | M32   | 21                         | HB-Z.24.STS-ZB.1.21.G       | 1-1102316-3                                       |  |
|   |       | 29                         | HB-Z.24.STS-ZB.1.29.G       | 1-1102319-3                                       |  |
|   |       |                            | HB-Z.24.STS-ZB.1.M32.G      | 1-1106465-9                                       |  |
|   |       |                            |                             | Mit Korrosionsschutz<br>With corrosion protection |  |
|   | M32   | 29                         | HB-K/Z.24.STS-ZB.1.21.G     | 2-1102316-3                                       |  |
|   |       |                            | HB-K/Z.24.STS-ZB.1.M32.G    | 1-1106465-5                                       |  |
| <b>Steckergehäuse:</b> Kabeleingang seitlich, Hohe Bauform<br><b>Hood:</b> Side entry, High construction<br>        | M32   | 21                         | HD-Z.64.STS-ZB.1.21.G       | 1-1103336-3                                       |  |
|   |       | 29                         | HD-Z.64.STS-ZB.1.29.G       | 1-1103338-3                                       |  |
|   |       |                            | HD-Z.64.STS-ZB.1.M32.G      | 1-1106470-8                                       |  |
|   |       |                            |                             | Mit Korrosionsschutz<br>With corrosion protection |  |
|   | M32   | 29                         | HD-K/Z.64.STS-ZB.1.29.G     | 2-1103338-3                                       |  |
|   |       |                            | HD-K/Z.64.STS-ZB.1.M32.G    | 1-1106470-6                                       |  |
| <b>Steckergehäuse:</b> Kabeleingang seitlich, Keilform<br><b>Hood:</b> Side entry, Standard construction<br>       | M32   | 21                         | HB-KF-Z.24.STS-ZB.1.21.G    | 1-1102229-3                                       |  |
|   |       | 29                         | HB-KF-Z.24.STS-ZB.1.29.G    | 1-1102232-3                                       |  |
|   |       |                            | HB-KF-Z.24.STS-ZB.1.M32.G   | 0-1106466-8                                       |  |
|   |       |                            |                             | Mit Korrosionsschutz<br>With corrosion protection |  |
|   | M32   | 29                         | HB-KF/K-Z.24.STS-ZB.1.29.G  | 2-1102232-3                                       |  |
|   |       |                            | HB-KF/K-Z.24.STS-ZB.1.M32.G | 0-1106466-7                                       |  |
| <b>Steckergehäuse:</b> Kabeleingang seitlich, Keilform<br><b>Hood:</b> Side entry, High construction<br>           | M40   | 29                         | HD-KF-Z.64.STS-ZB.1.29.G    | 1-1102405-3                                       |  |
|   |       | 36                         | HD-KF-Z.64.STS-ZB.1.36.G    | 1-1102408-3                                       |  |
|   |       |                            | HD-KF-Z.64.STS-ZB.1.M40.G   | 0-1106471-9                                       |  |
|   |       |                            |                             | Mit Korrosionsschutz<br>With corrosion protection |  |
| M40   | 36    | HD-KF/K-Z.64.STS-ZB.1.36.G | 2-1102408-3                 |   |  |


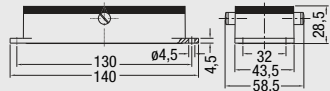





**Passende Kabelverschraubungen ab Seite 188/Suitable Cable fittings from page 188**

**HB-Z.24, HB-K/Z.24, HD-Z.64, HD-K/Z.64 Gehäuse/Housings Baugröße/Size 8**

Pulverbeschichtet, silbergrau  
 K = korrosionsgeschützt, schwarz

*Powder-coated, silver-grey  
 K = corrosion-resistant, black*

**Zentralbügel am Steckergehäuse/Central locking clip on hood IP 65**

| Bezeichnung<br>Description  | Metr.                   | PG                        | Bestelltext<br>Designation   | Bestell-Nr.<br>Order No. |
|---|-------------------------|---------------------------|--|--------------------------|
| <b>Anbaugeschäuse:</b> Kabeleingang unten, Standard Bauform<br><i>Surface mounted housing: Bottom entry, Standard construction</i><br> <br>Montageausschnitt/Panel cut-out<br> |                         |                           | HB-Z.24.AG-ZVGR  | 1-1102291-8              |
|   |                         |                           | Mit Korrosionsschutz<br>With corrosion protection<br>HB-K/Z.24.AG-ZVGR | 2-1102291-8              |
| <b>Sockelgehäuse:</b> Kabeleingang seitlich, Standard Bauform<br><i>Surface mounted housing: Side entry, Standard construction</i><br>    | 2xM25                   | 21<br>2x21                | HB-Z.24.SG-ZVGR.1.21.Z   | 1-1102331-8              |
|   |                         |                           | HB-Z.24.SG-ZVGR.2.21.Z   | 1-1102333-8              |
|   |                         |                           | HB-Z.24.SG-ZVGR.2.M25.G  | 1-1106464-0              |
| <b>Sockelgehäuse:</b> Kabeleingang seitlich, Hohe Bauform<br><i>Surface mounted housing: Side entry, High construction</i><br>    | 2xM32                   | 21<br>29<br>2x29          | HD-Z.64.SG-ZVGR.1.21.Z   | 1-1103346-8              |
|   |                         |                           | HD-Z.64.SG-ZVGR.1.29.Z   | 1-1103350-8              |
|   |                         |                           | HD-Z.64.SG-ZVGR.2.29.Z   | 1-1103352-8              |
|   | HD-Z.64.SG-ZVGR.2.M32.G | 1-1106469-2               |  |                          |
|   | 2xM32                   | 29<br>2x29                | Mit Korrosionsschutz<br>With corrosion protection                      |                          |
|   |                         |                           | HD-K/Z.64.SG-ZVGR.1.29.Z   | 2-1103350-8              |
| HD-K/Z.64.SG-ZVGR.2.29.Z  |                         |                           | 2-1103352-8  |                          |
|   |                         | HD-K/Z.64.SG-ZVGR.2.M32.G | 1-1106469-0  |                          |

**Passende Kabelverschraubungen ab Seite 188/Suitable Cable fittings from page 188**

**HIP.24/64, HIP-K.24/64, EMV-K.24/64 Gehäuse/Housings Baugröße/Size 8**

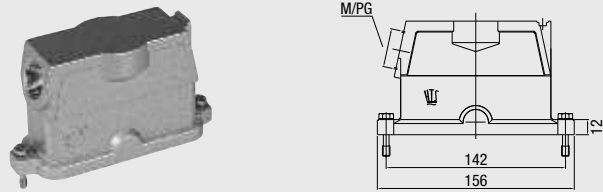
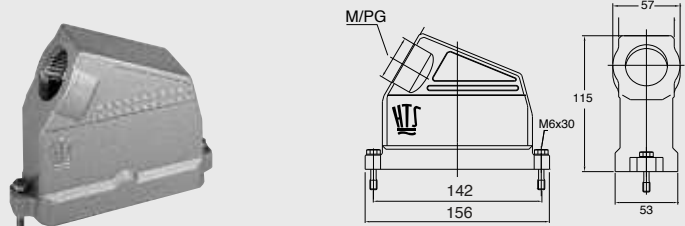
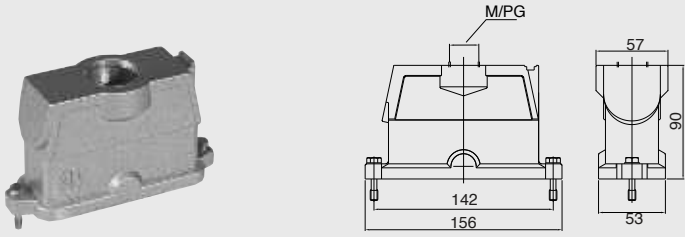
**HIP:** Druckdicht, silbergrau, **HIP-K:** Korrosionsgeschützt, schwarz

**EMV-K:** Schutz gegen elektromagnetische Beeinflussung, druckdicht, korrosionsgeschützt, schwarz

**HIP:** Pressure-tight, silver-grey, **HIP-K:** Housings corrosion-resistant, black

**EMV-K:** Protection against electro-magnetic interference, pressure-tight, housings corrosion-resistant, black

**Druckdicht bis ≤ 5 bar/pressure-tight up to 5 bar IP 68**

| Bezeichnung<br>Description  | Metr.  | PG  | Bestelltext<br>Designation                | Bestell-Nr.<br>Order No.              |             |
|---|--|-----|---|---------------------------------------|-------------|
| <b>Steckergehäuse:</b> Kabeleingang seitlich, Standard Bauform<br><b>Hood:</b> Side entry, Standard construction<br> | M40  | 21  | <b>HIP</b><br>HIP.24/64.STS.1.21.G        | 1-1102658-5                           |             |
|   |  | 29  | HIP.24/64.STS.1.29.G                      | 1-1102660-5                           |             |
|   |  |     | HIP.24/64.STS.1.M40.G                     | 0-1106473-2                           |             |
|   | M40  | 29  | <b>HIP-K</b><br>HIP-K.24/64.STS.1.29.G    | 2-1102660-5                           |             |
|   |  |     | HIP-K.24/64.STS.1.M40.G                   | 0-1106473-4                           |             |
|   |  | 29  | <b>EMV-K</b><br>EMV-K.24/64.STS.1.29.G    | 4-1102755-5                           |             |
|   | M25  |     | EMV-K.24/64.STS.1.M25.G                   | 0-1102983-1                           |             |
|   |  | M32 |   | EMV-K.24/64.STS.1.M32.G               | 0-1106461-8 |
|   |  | M40 |   | EMV-K.24/64.STS.1.M40.G               | 0-1106461-3 |
|   | <b>Steckergehäuse:</b> Kabeleingang seitlich, Keilform<br><b>Hood:</b> Side entry, Standard construction<br> | M40 | 29  | <b>HIP</b><br>HIP-KF.24/64.STS.1.29.G | 1-1102622-5 |
|   |  |     | 36  | HIP-KF.24/64.STS.1.36.G               | 1-1102623-5 |
|   |  |     |   | HIP-KF.24/64.STS.1.M40.G              | 0-1106474-1 |
| M40   |  | 29  | <b>HIP-K</b><br>HIP-KF/K.24/64.STS.1.29.G | 2-1102622-5                           |             |
|   |  | 36  | HIP-KF/K.24/64.STS.1.36.G                 | 2-1102623-5                           |             |
|   |  |     | HIP-KF/K.24/64.STS.1.M40.G                | 0-1106474-2                           |             |
| M40   |  | 29  | <b>EMV-K</b><br>EMV-KF/K.24/64.STS.1.29.G | 4-1102732-5                           |             |
|   |  | 36  | EMV-KF/K.24/64.STS.1.36.G                 | 4-1102733-5                           |             |
|   |  |     | EMV-KF/K.24/64.STS.1.M40.G                | 0-1106462-2                           |             |
| <b>Steckergehäuse:</b> Kabeleingang oben, Standard Bauform<br><b>Hood:</b> Top entry, Standard construction<br>    |  | M40 | 21  | <b>HIP</b><br>HIP.24/64.STO.1.21.G    | 1-1102662-5 |
|   |  |     | 29  | HIP.24/64.STO.1.29.G                  | 1-1102664-5 |
|   |  |     |   | HIP.24/64.STO.1.M40.G                 | 0-1106473-1 |
|   | 2xM32  | 29  | <b>HIP-K</b><br>HIP-K.24/64.STO.1.29.G    | 2-1102664-5                           |             |
|   |  |     | HIP-K.24/64.STO.2.M32.G                   | 0-1102792-1                           |             |
|   |  | M40 |   | HIP-K.24/64.STO.1.M40.G               | 0-1106473-3 |
|   | M40  | 29  | <b>EMV-K</b><br>EMV-K.24/64.STO.1.29.G    | 4-1102759-5                           |             |
|   |  |     | EMV-K.24/64.STO.1.M40.G                   | 0-1106461-4                           |             |

**Passende Kabelverschraubungen ab Seite 188/Suitable Cable fittings from page 188**



**HIP.24/64, HIP-K.24/64, EMV-K.24/64 Gehäuse/Housings**

**Baugröße/Size 8**

**HIP:** Druckdicht, silbergrau, **HIP-K:** Korrosionsgeschützt, schwarz


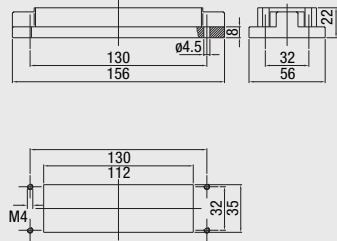

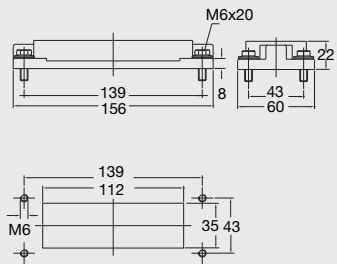

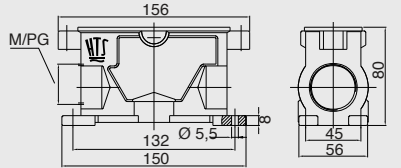

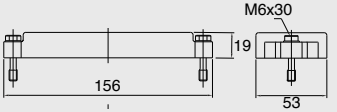
**EMV-K:** Schutz gegen elektromagnetische Beeinflussung, druckdicht, korrosionsgeschützt, schwarz

**HIP:** Pressure-tight, silver-grey, **HIP-K:** Housings corrosion-resistant, black

**EMV-K:** Protection against electro-magnetic interference, pressure-tight, housings corrosion-resistant, black

**Druckdicht bis ≤ 5 bar/pressure-tight up to 5 bar**

**IP 68**

| Bezeichnung<br>Description  | Metr. | PG | Bestelltext<br>Designation  | Bestell-Nr.<br>Order No. |
|---|-------|----|---|--------------------------|
| <b>Anbaugehäuse:</b> Kabeleingang unten, Standard Bauform<br><i>Surface mounted housing: Bottom entry, Standard construction</i><br>        |       |    | <b>HIP</b><br>HIP.24/64.AG<br>1-1102665-5   |                          |
|   |       |    | <b>HIP-K</b><br>HIP-K.24/64.AG<br>2-1102665-5   |                          |
|   |       |    | <b>EMV-K</b><br>EMV-K.24/64.AG<br>4-1102760-5   |                          |
| <b>Anbaugehäuse:</b> Kabeleingang unten, Standard Bauform<br><i>Surface mounted housing: Bottom entry, Standard construction</i><br>      |       |    | <b>HIP</b><br>HIP.24/64.AG.M6<br>1-1102626-5  |                          |
|   |       |    | <b>HIP-K</b><br>HIP-K.24/64.AG.M6<br>HIP-K.24/64.AG.M6.D<br>HIP-K-I.24/64.AG.M6.D<br>2-1102626-5<br>2-1102628-5<br>0-1108533-1        |                          |
|   |       |    | <b>EMV-K</b><br>EMV-K.24/64.AG.M6<br>4-1102736-5  |                          |
|   |       |    |   |                          |
| <b>Sockelgehäuse:</b> Kabeleingang seitlich, Standard Bauform<br><i>Surface mounted housing: Side entry, Standard construction</i><br>  | 2xM40 | 29 | <b>HIP</b><br>HIP.24/64.SG.1.29.G<br>HIP.24/64.SG.2.29.G<br>HIP.24/64.SG.2.M40.G<br>1-1102624-5<br>1-1102625-5<br>0-1106472-1         |                          |
|   | 2xM40 | 29 | <b>HIP-K</b><br>HIP-K.24/64.SG.1.29.G<br>HIP-K.24/64.SG.2.29.G<br>HIP-K.24/64.SG.2.M40.G<br>5-1102624-5<br>2-1102625-5<br>0-1106472-2 |                          |
|   | 2xM40 | 29 | <b>EMV-K</b><br>EMV-K.24/64.SG.1.29.G<br>EMV-K.24/64.SG.2.29.G<br>EMV-K.24/64.SG.2.M40.G<br>4-1102734-5<br>4-1102735-5<br>0-1106460-2 |                          |
|   | 2xM40 |    |   |                          |
|   |       |    |   |                          |
|   |       |    |   |                          |
| <b>Schutzkappe für Gehäuse-Unterteile</b><br><i>Protective covers housings</i><br>    |       |    | <b>HIP</b><br>HIP/EMV.24/64.SKB<br>3-1106204-5  |                          |
|   |       |    | <b>HIP-K/EMV-K</b><br>HIP-K/EMV-K.24/64.SKB<br>4-1106204-5  |                          |

**Passende Kabelverschraubungen ab Seite 188/Suitable Cable fittings from page 188**

Verbindlich für Toleranzen der Abmessungen und technische Werte sind ausschließlich die neuesten TE Connectivity Kundenzeichnungen bzw. Produkt-Spezifikationen, die Sie auf Anfrage erhalten.  
 All specifications subject to change. Consult TE Connectivity for latest design specifications.

**HA.48 Kontakteinsätze/Contact inserts**

**Baugröße/Size 9**

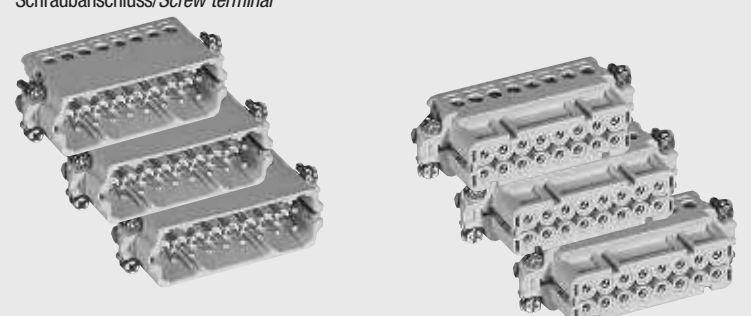





Schraubanschluss, Federzug-Anschluss,  
Crimpanschluss für gedrehte HE/HA Crimpkontakte

**Kontaktzahlen**  
*No. of contacts*

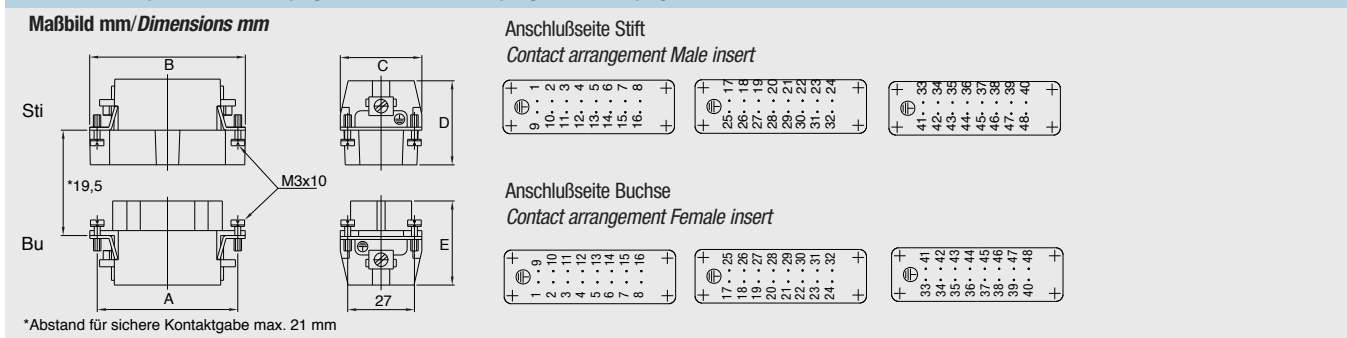
*Screw terminal, Spring Clamp terminal,  
Crimp terminal for screw machined HE/HA crimp contacts*

(3 x 16) **48** +

**250 V/16 A**

| Bezeichnung<br><i>Description</i>  | Bestelltext<br><i>Designation</i>  | Bestell-Nr./Order No.                              |  |    |    |   |    |      |      |    |    |    |  |  |  |
|--|--|--|--|----|----|---|----|------|------|----|----|----|--|--|--|
|  |  | Stifteinsatz<br><i>Male insert</i>                 | Buchseinsatz<br><i>Female insert</i>               |    |    |   |    |      |      |    |    |    |  |  |  |
| <p>Stifteinsatz/<i>Male insert</i></p> <p>Schraubanschluss/<i>Screw terminal</i></p>    | <p>HA.16.Sti.S.B 1-16<br/>HA.16.Sti.S.B 17-32<br/>HA.16.Sti.S.B 33-48</p>    | <p>1-1103416-1<br/>1-1103416-7<br/>1-1103416-8</p> |  |    |    |   |    |      |      |    |    |    |  |  |  |
| <p>Buchseinsatz/<i>Female insert</i></p> <p>Schraubanschluss/<i>Screw terminal</i></p>    | <p>HA.16.Bu.S.B 1-16<br/>HA.16.Bu.S.B 17-32<br/>HA.16.Bu.S.B 33-48</p>       |  | <p>1-1103417-1<br/>1-1103417-7<br/>1-1103417-8</p> |    |    |   |    |      |      |    |    |    |  |  |  |
| <p>Federzug-Anschluss/<i>Spring Clamp terminal</i></p>   | <p>HA.16.Sti.SC.B 1-16<br/>HA.16.Sti.SC.B 17-32<br/>HA.16.Sti.SC.B 33-48</p> | <p>7-1103416-1<br/>7-1103416-7<br/>7-1103416-8</p> |  |    |    |   |    |      |      |    |    |    |  |  |  |
| <p>Federzug-Anschluss/<i>Spring Clamp terminal</i></p> <p>Buchseinsatz/<i>Female insert</i></p>    | <p>HA.16.Bu.SC.B 1-16<br/>HA.16.Bu.SC.B 17-32<br/>HA.16.Bu.SC.B 33-48</p>    |  | <p>7-1103417-1<br/>7-1103417-7<br/>7-1103417-8</p> |    |    |   |    |      |      |    |    |    |  |  |  |
| <p>Crimpanschluss/<i>Crimp terminal</i></p>   | <p>HA.16.Sti.C.B 1-16<br/>HA.16.Sti.C.B 17-32<br/>HA.16.Sti.C.B 33-48</p>    | <p>2-1103416-3<br/>2-1103416-7<br/>2-1103416-8</p> |  |    |    |   |    |      |      |    |    |    |  |  |  |
| <p>Crimpanschluss/<i>Crimp terminal</i></p> <p>Buchseinsatz/<i>Female insert</i></p>    | <p>HA.16.Bu.C.B 1-16<br/>HA.16.Bu.C.B 17-32<br/>HA.16.Bu.C.B 33-48</p>       |  | <p>2-1103417-3<br/>2-1103417-7<br/>2-1103417-8</p> |    |    |   |    |      |      |    |    |    |  |  |  |
| <p>Maße/<i>Dimensions</i></p> <table border="1"> <tr> <td></td> <td>A</td> <td>B</td> <td>C</td> <td>D</td> <td>E</td> </tr> <tr> <td>mm</td> <td>77,5</td> <td>83,5</td> <td>33</td> <td>34</td> <td>35</td> </tr> </table> |  | A  | B  | C  | D  | E | mm | 77,5 | 83,5 | 33 | 34 | 35 |  |  |  |
|  | A  | B  | C  | D  | E  |   |    |      |      |    |    |    |  |  |  |
| mm   | 77,5   | 83,5   | 33   | 34 | 35 |   |    |      |      |    |    |    |  |  |  |

Passende Crimpkontakte siehe Seite 37, Passende Crimpwerkzeuge siehe Seite 37  
*Suitable Crimp contacts see page 37, Suitable Crimping tools see page 37*



**HA.48 Gehäuse/Housings**

**Baugröße/Size 9**

Pulverbeschichtet, silbergrau

*Powder-coated, silver-grey*

**Längsbügel am Unterteil/Side clip at housing bottom**

**IP 65**

| Bezeichnung<br>Description   | Metr. | PG | Bestelltext<br>Designation                  | Bestell-Nr.<br>Order No.   |
|--|-------|----|---|----------------------------|
| <p><b>Steckergehäuse:</b> Kabeleingang seitlich, Standard Bauform<br/><i>Hood: Side entry, Standard construction</i></p> | M32   | 29 | HA.48.STS-GR.1.29.G<br>HA.48.STS-GR.1.M32.G | 1-1102172-7<br>0-1102877-1 |
| <p><b>Steckergehäuse:</b> Kabeleingang oben, Standard Bauform<br/><i>Hood: Top entry, Standard construction</i></p>      | M32   | 29 | HA.48.STO-GR.1.29.G<br>HA.48.STO-GR.1.M32.G | 1-1102175-7<br>0-1102877-2 |
| <p><b>Anbaugehäuse:</b> Kabeleingang unten<br/><i>Surface mounted housing: Bottom en</i></p>                             |       |    | HA.48.AG-LB                                 | 1-1102176-2                |
| <p><b>Anbaugehäuse:</b> Kabeleingang unten<br/><i>Surface mounted housing with covers: Bottom entry</i></p>              |       |    | HA.48.AGD-LB                                | 1-1102177-2                |

**Passende Kabelverschraubungen ab Seite 188/Suitable Cable fittings from page 188**

**HA.48 Gehäuse/Housings**

**Baugröße/Size 9**

Pulverbeschichtet, silbergrau

*Powder-coated, silver-grey*

**Längsbügel am Unterteil/Side clip at housing bottom**

**IP 65**

| Bezeichnung<br>Description   | Metr.        | PG         | Bestelltext<br>Designation   | Bestell-Nr.<br>Order No.                                 |
|--|--------------|------------|--|--|
| <p><b>Sockelgehäuse:</b> Kabeleingang seitlich, Standard Bauform<br/><i>Surface mounted housing: Side entry, Standard construction</i></p> |              | 29<br>2x29 | HA.48.SG-LB.1.29.Z<br>HA.48.SG-LB.2.29.Z   | 1-1102179-2<br>1-1102181-2                               |
| <p><b>Sockelgehäuse:</b> Kabeleingang seitlich, Standard Bauform<br/><i>Surface mounted housing: Side entry, Standard construction</i></p> | M32<br>2xM32 | 29<br>2x29 | HA.48.SGD-LB.1.29.Z<br>HA.48.SGD-LB.2.29.Z<br>HA.48.SGD-LB.1.M32.G<br>HA.48.SGD-LB.2.M32.G | 1-1102183-2<br>1-1102185-2<br>0-1102879-1<br>0-1102879-2 |

**Passende Kabelverschraubungen ab Seite 188/Suitable Cable fittings from page 188**

**HE.32 Kontakteinsätze/Contact inserts**

**Baugröße/Size 10**

Schraubanschluss, Federzug-Anschluss,  
Crimpanschluss für gedrehte HE Crimpkontakte

**Kontaktzahlen**  
**No. of contacts**

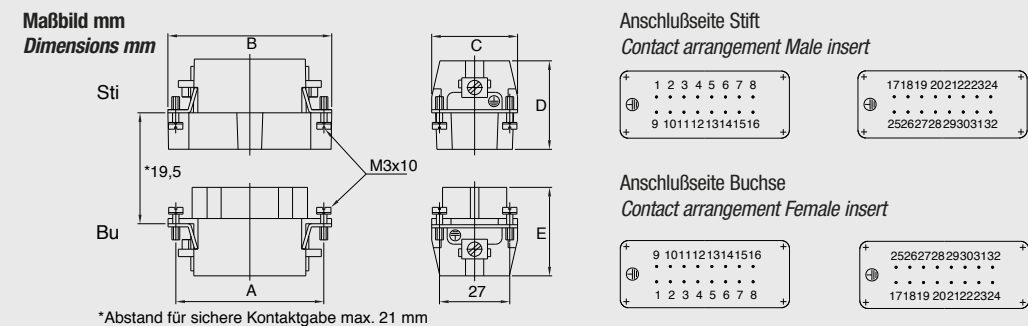
*Screw terminal, Spring Clamp terminal,  
Crimp terminal for screw machined HE crimp contacts*

(2 x 16) **32** +

**400 V/16 A**

| Bezeichnung<br>Description   | Bestelltext<br>Designation  | Bestell-Nr./Order No.              |                                    |    |   |      |      |    |    |    |  |  |  |
|--|---|------------------------------------|------------------------------------|----|---|------|------|----|----|----|--|--|--|
|  |   | Stifteinsatz<br>Male insert        | Buchseinsatz<br>Female insert      |    |   |      |      |    |    |    |  |  |  |
| <p>Stifteinsatz/Male insert</p> <p>Schraubanschluss/Screw terminal</p>   | <p>HE.16.Sti.S.B 1-16<br/>HE.16.Sti.S.B 17-32</p> <p>HE.16.Bu.S.B 1-16<br/>HE.16.Bu.S.B 17-32</p>       | <p>1-1103638-1<br/>1-1103638-9</p> | <p>1-1103639-1<br/>1-1103639-9</p> |    |   |      |      |    |    |    |  |  |  |
| <p>Federzug-Anschluss/Spring Clamp terminal</p>  | <p>HE.16.STI.SC.B. 1-16<br/>HE.16.STI.SC.B.17-32</p> <p>HE.16.BU.SC.B. 1-16<br/>HE.16.BU.SC.B.17-32</p> | <p>7-1103638-1<br/>7-1103638-9</p> | <p>7-1103639-1<br/>7-1103639-9</p> |    |   |      |      |    |    |    |  |  |  |
| <p>Crimpanschluss/Crimp terminal</p>   | <p>HE.16.Sti.C.B 1-16<br/>HE.16.Sti.C.B 17-32</p> <p>HE.16.Bu.C.B 1-16<br/>HE.16.Bu.C.B 17-32</p>       | <p>2-1103638-3<br/>2-1103638-9</p> | <p>2-1103639-3<br/>2-1103639-9</p> |    |   |      |      |    |    |    |  |  |  |
| <p>Maße/Dimensions<br/>mm</p> <table border="1"> <tr> <td>A</td> <td>B</td> <td>C</td> <td>D</td> <td>E</td> </tr> <tr> <td>77,5</td> <td>83,5</td> <td>33</td> <td>34</td> <td>35</td> </tr> </table> | A   | B                                  | C                                  | D  | E | 77,5 | 83,5 | 33 | 34 | 35 |  |  |  |
| A  | B   | C                                  | D                                  | E  |   |      |      |    |    |    |  |  |  |
| 77,5   | 83,5  | 33                                 | 34                                 | 35 |   |      |      |    |    |    |  |  |  |

Passende Crimpkontakte siehe Seite 37, Passende Crimpwerkzeuge siehe Seite 37  
Suitable Crimp contacts see page 37, Suitable Crimping tools see page 37



Verbindlich für Toleranzen der Abmessungen und technische Werte sind ausschließlich die neuesten TE Connectivity Kundenzeichnungen bzw. Produkt-Spezifikationen, die Sie auf Anfrage erhalten.  
All specifications subject to change. Consult TE Connectivity for latest design specifications.

**HSB.12/35 Kontakteinsätze/Contact inserts**

**Baugröße/Size 10**

Schraubanschluss



Kontaktzahlen

No. of contacts

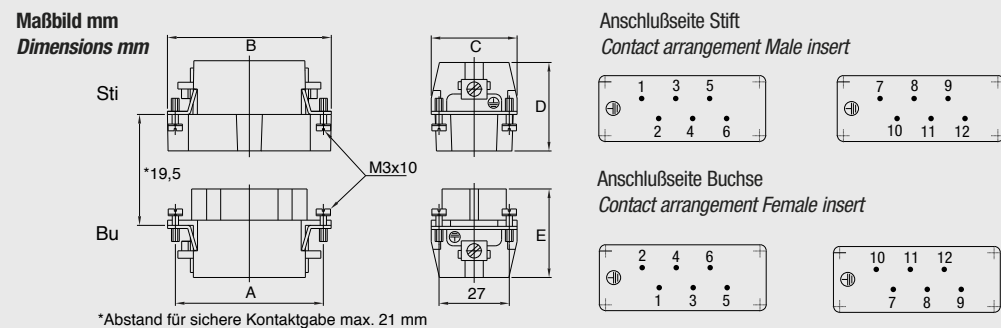
Screw terminal

(2 x 6) **12** +

400 V/35 A

| Bezeichnung<br>Description   | Bestelltext<br>Designation                | Bestell-Nr./Order No.       |                               |
|--|---|-----------------------------|-------------------------------|
|  |   | Stifteinsatz<br>Male insert | Buchseinsatz<br>Female insert |
| Stifteinsatz/Male insert<br><br>Schraubanschluss/Screw terminal<br><br> | HSB.6/35.Sti.S 1-6<br>HSB.6/35.Sti.S 7-12 | 1-1104204-1<br>1-1104206-1  |                               |
| Buchseinsatz/Female insert<br><br>                                     | HSB.6/35.Bu.S 1-6<br>HSB.6/35.Bu.S 7-12   |                             | 1-1104205-1<br>1-1104207-1    |

| Maße/Dimensions | A    | B    | C  | D  | E    |
|-----------------|------|------|----|----|------|
| mm              | 77,5 | 83,5 | 33 | 33 | 33,5 |



**HN.D.80/HN.2D.144 Kontakteinsätze/Contact inserts**

**Baugröße/Size 10**

Crimpanschluss für gedrehte HN.D Crimpkontakte

**Kontaktzahlen**

*Crimp terminal for screw machined HN.D crimp contacts*

**No. of contacts**

(2 x 40/2 x 72) **80/144** +

**250 V/10 A**

| Bezeichnung<br>Description   | Bestelltext<br>Designation                       | Bestell-Nr./Order No.       |                               |
|--|--|-----------------------------|-------------------------------|
|  |  | Stifteinsatz<br>Male insert | Buchseinsatz<br>Female insert |
| <p>Stifteinsatz/Male insert</p> <p>Buchseinsatz/Female insert</p> <p>Crimpanschluss/Crimp terminal</p> | 2xHN.D.40.Sti.C                                  | 2-1103110-3                 |                               |
| <p>Crimpanschluss/Crimp terminal</p>   | 2xHN.D.40.BU.C                                   |                             | 2-1103111-3                   |
| <p>Crimpanschluss/Crimp terminal</p>   | HN.2D.72.Sti.C.B 1-72<br>HN.2D.72.Sti.C.B 73-144 | 2-1103208-3<br>2-1103209-3  |                               |
| <p>Crimpanschluss/Crimp terminal</p>   | HN.2D.72.Bu.C.B 1-72<br>HN.2D.72.Bu.C.B 73-144   |                             | 2-1103212-3<br>2-1103213-3    |

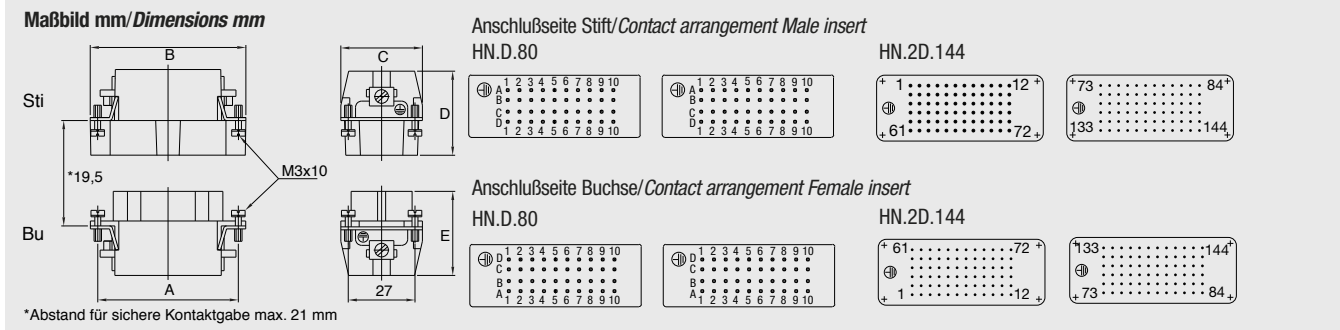
  

| HN.D.80         |      |      |    |    |    |
|-----------------|------|------|----|----|----|
| Maße/Dimensions | A    | B    | C  | D  | E  |
| mm              | 77,5 | 84,5 | 33 | 35 | 35 |

| HN.2D.144       |      |      |    |      |    |
|-----------------|------|------|----|------|----|
| Maße/Dimensions | A    | B    | C  | D    | E  |
| mm              | 77,5 | 83,5 | 34 | 36,5 | 37 |

Passende Crimpkontakte siehe Seite 34, Passende Crimpwerkzeuge siehe Seite 34  
 Suitable Crimp contacts see page 34, Suitable Crimping tools see page 34



**HD.80 Kontakteinsätze/Contact inserts**

**Baugröße/Size 10**

Crimpanschluss für gestanzte HD.M Crimpkontakte



**Kontaktzahlen**

**No. of contacts**

*Crimp terminal for stamped HD.M crimp contacts*

(2 x 40) **80** +

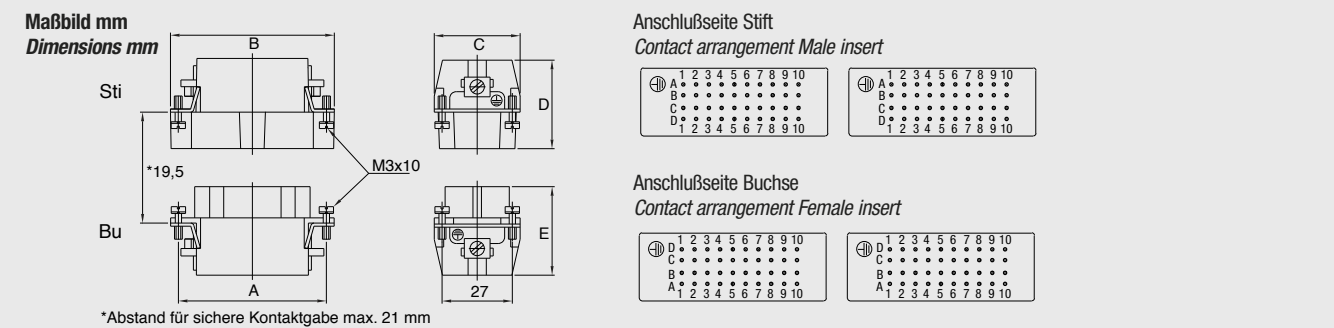
**250 V/10 A**

| Bezeichnung<br>Description  | Bestelltext<br>Designation | Bestell-Nr./Order No.       |                               |
|---|----------------------------|-----------------------------|-------------------------------|
|   |                            | Stifteinsatz<br>Male insert | Buchseinsatz<br>Female insert |
| Stifteinsatz/Male insert<br><br>Schraubanschluss/Screw terminal<br><br> | 2xHD.40.Sti.C              | 2-1103012-3                 |                               |
| Buchseinsatz/Female insert<br><br>                                      | 2xHD.40.Bu.C               |                             | 2-1103013-3                   |

| Maße/Dimensions | A    | B    | C  | D  | E  |
|-----------------|------|------|----|----|----|
| mm              | 77,5 | 84,5 | 33 | 35 | 35 |


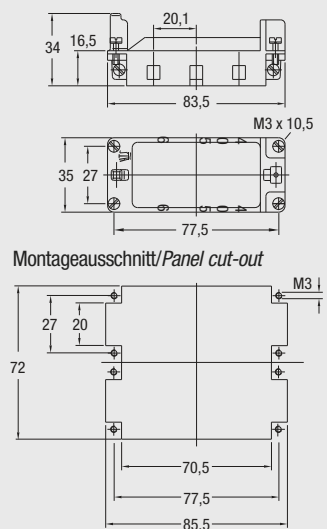

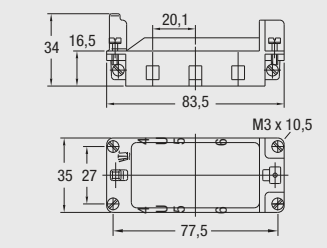

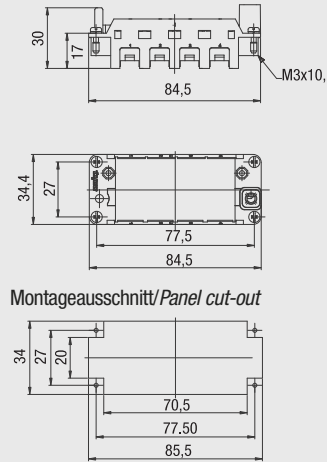
Passende Crimpkontakte siehe Seite 35, Passende Crimpwerkzeuge siehe Seite 35  
 Suitable Crimp contacts see page 35, Suitable Crimping tools see page 35





**Modul Halterahmen/Module Fixing Frame**

**Baugröße/Size 10**

| Bezeichnung<br>Description   | Bestelltext<br>Designation                     | Bestell-Nr./Order No.<br>Oberteil<br>Top part      Unterteil<br>Bottom part |                                    |
|--|--|---|------------------------------------|
| <p>Halterahmen/Fixing frame</p>  <p>Für Modul MDL Seite 194–203<br/>For module MDL page 194–203</p>      | <p>MDL2-GR.0-6/B.1-3<br/>MDL2-GR.0-6/B.4-6</p> | <p>0-1108782-1<br/>0-1108782-4</p>  |                                    |
|  <p>Für Modul MDL Seite 194–203<br/>For module MDL page 194–203</p>                                    | <p>MDL2-GR.U-6/B.1-3<br/>MDL2-GR.U-6/B.4-6</p> |   | <p>0-1108782-2<br/>0-1108782-5</p> |
| <p>Halterahmen/Fixing frame</p>  <p>Für Modul HVS Seite 204–212<br/>For module HVS page 204–212</p>  | <p>HVS-R.0 1-4<br/>HVS-R.U 1-4</p>             | <p>0-1103250-3</p>  | <p>0-1103250-4</p>                 |



**HB.32, HB-K.32 Gehäuse/Housings**

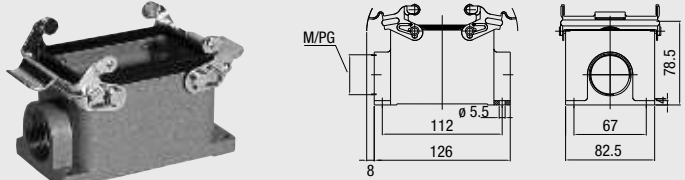
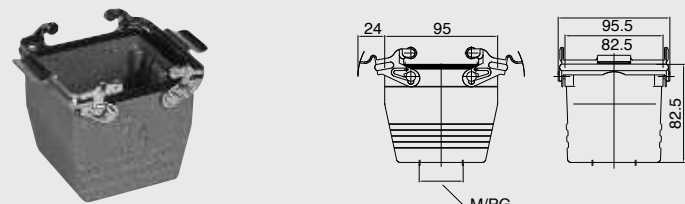
**Baugröße/Size 10**

Pulverbeschichtet, silbergrau  
 K = korrosionsgeschützt, schwarz

*Powder-coated, silver-grey*  
*K = corrosion-resistant, black*

**Verschlussbügel am Unterteil/Locking clip at housing bottom**

**IP 65**

| Bezeichnung<br>Description  | Metr.   | PG                  | Bestelltext<br>Designation | Bestell-Nr.<br>Order No. |  |
|---|---|---------------------|----------------------------|--------------------------|--|
| <b>Sockelgehäuse:</b> Kabeleingang seitlich, Standard Bauform<br><i>Surface mounted housing: Side entry, Standard construction</i><br><br> | 2xM32   | 29                  | HB.32.SG-VS.1.29.Z         | 1-1102354-1              |  |
|   |   | 2x29                | HB.32.SG-VS.2.29.Z         | 1-1102356-1              |  |
|   |   | HB.32.SG-VS.2.M32.Z | 0-1106476-4                |                          |  |
|   | Mit Korrosionsschutz<br>With corrosion protection |                     |                            |                          |  |
|   | 2xM32   | 29                  | HB-K.32.SG-VS.1.29.Z       | 2-1102354-1              |  |
|   |   | 2x29                | HB-K.32.SG-VS.2.29.Z       | 2-1102356-1              |  |
| HB-K.32.SG-VS.2.M32.Z   |   | 0-1106476-8         |                            |                          |  |
| <b>Kupplungsgehäuse:</b> Kabeleingang unten, Standard Bauform<br><i>Cable-to-cable hood: Bottom entry, Standard construction</i><br><br>  | M40   | 29                  | HB.32.KDO-VS.1.29.G        | 1-1102359-1              |  |
|   |   |                     | HB.32.KDO-VS.1.M40.G       | 0-1106475-2              |  |

**Passende Kabelverschraubungen ab Seite 188/Suitable Cable fittings from page 188**

**HB.32, HB-K.32 Gehäuse/Housings**

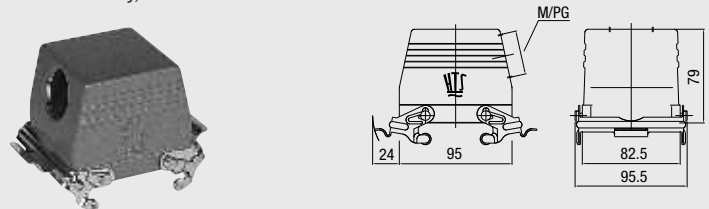
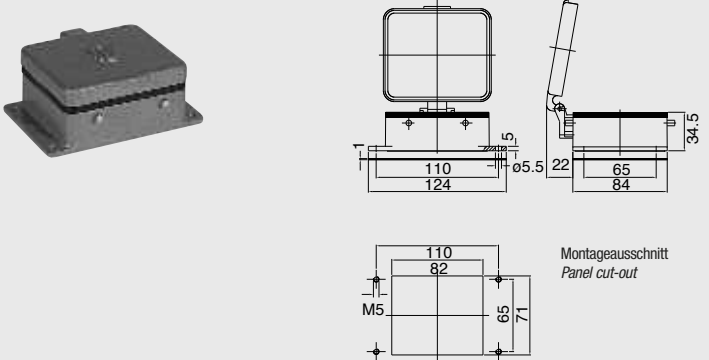
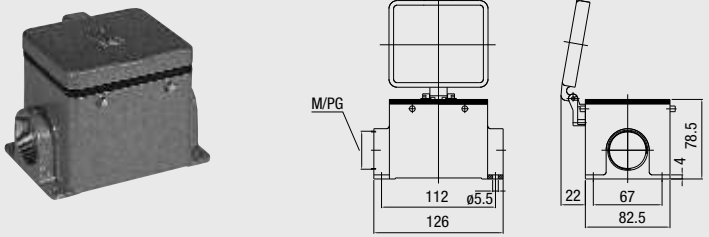
**Baugröße/Size 10**

Pulverbeschichtet, silbergrau  
 K = korrosionsgeschützt, schwarz

*Powder-coated, silver-grey*  
*K = corrosion-resistant, black*

**Verschlussbügel am Oberteil/Locking clip on hood**

**IP 65**

| Bezeichnung<br>Description  | Metr. | PG         | Bestelltext<br>Designation  | Bestell-Nr.<br>Order No.                  |
|---|-------|------------|---|---|
| <b>Steckergehäuse:</b> Kabeleingang seitlich, Standard Bauform<br><b>Hood:</b> Side entry, Standard construction<br>                     | M40   | 29         | HB.32.STS-VS.1.29.G<br>HB.32.STS-VS.1.M40.G                                 | 1-1102348-1<br>0-1106477-6                |
|   | M40   |            | Mit Korrosionsschutz<br>With corrosion protection<br>HB-K.32.STS-VS.1.M40.G | 1-1106477-2                               |
| <b>Anbaugeschäuse:</b> Kabeleingang unten, Standard Bauform<br><b>Surface mounted housing:</b> Bottom entry, Standard construction<br>  |       |            | HB.32.AGD   | 1-1102360-6                               |
|   |       |            | Mit Korrosionsschutz<br>With corrosion protection<br>HB-K.32.AGD            | 2-1102360-6                               |
| <b>Sockelgehäuse:</b> Kabeleingang seitlich, Standard Bauform<br><b>Surface mounted housing:</b> Side entry, Standard construction<br> | 2xM32 | 29<br>2x29 | HB.32.SGD.1.29.Z<br>HB.32.SGD.2.29.Z<br>HB.32.SGD.2.M32.Z                   | 1-1102362-6<br>1-1102364-6<br>0-1106476-1 |
|   | 2xM32 |            | Mit Korrosionsschutz<br>With corrosion protection<br>HB-K.32.SGD.2.M32.Z    | 0-1106476-5                               |

**Passende Kabelverschraubungen ab Seite 188/Suitable Cable fittings from page 188**

**HB.32, HB-K.32 Gehäuse/Housings**

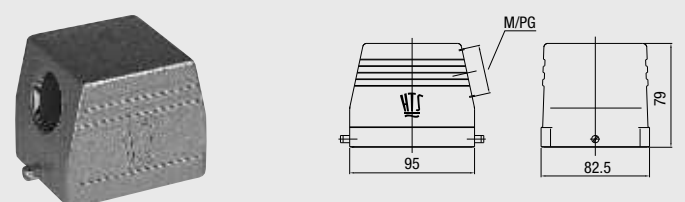
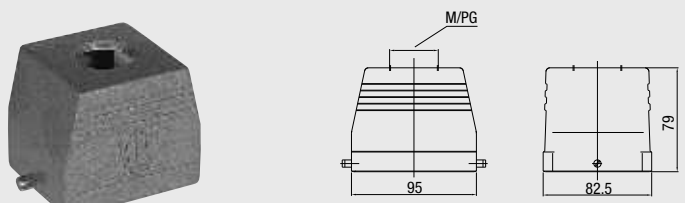
**Baugröße/Size 10**

Pulverbeschichtet, silbergrau  
 K = korrosionsgeschützt, schwarz

*Powder-coated, silver-grey*  
*K = corrosion-resistant, black*

**Längsbügel am Unterteil/Side clip at housing bottom**

**IP 65**

| Bezeichnung<br>Description  | Metr. | PG | Bestelltext<br>Designation | Bestell-Nr.<br>Order No.                          |  |
|---|-------|----|----------------------------|---|--|
| <b>Steckergehäuse: Kabeleingang seitlich, Standard Bauform</b><br><b>Hood: Side entry, Standard construction</b><br> | M40   | 29 | HB.32.STS-GR.1.29.G        | 1-1102348-7                                       |  |
|   |       |    | HB.32.STS-GR.1.M40.G       | 0-1106477-5                                       |  |
|   |       |    |                            | Mit Korrosionsschutz<br>With corrosion protection |  |
|   | M40   | 29 | HB-K.32.STS-GR.1.29.G      | 2-1102348-7                                       |  |
| HB-K.32.STS-GR.1.M40.G  |       |    | 1-1106477-1                |   |  |
| <b>Steckergehäuse: Kabeleingang oben, Standard Bauform</b><br><b>Hood: Top entry, Standard construction</b><br>     | M40   | 29 | HB.32.STO-GR.1.29.G        | 1-1102351-7                                       |  |
|   |       |    | HB.32.STO-GR.1.M40.G       | 0-1106477-2                                       |  |
|   |       |    |                            | Mit Korrosionsschutz<br>With corrosion protection |  |
|   | M40   | 29 | HB-K.32.STO-GR.1.29.G      | 2-1102351-7                                       |  |
| HB-K.32.STO-GR.1.M40.G  |       |    | 0-1106477-8                |   |  |

**Passende Kabelverschraubungen ab Seite 188/Suitable Cable fittings from page 188**

**HB.16, HB-K.16 Gehäuse/Housings**

**Baugröße/Size 10**

Pulverbeschichtet, silbergrau  
 K = korrosionsgeschützt, schwarz

*Powder-coated, silver-grey*  
*K = corrosion-resistant, black*

**Verschlussbügel am Unterteil/Locking clip at housing bottom**

**IP 65**

| Bezeichnung<br>Description  | Metr. | PG | Bestelltext<br>Designation   | Bestell-Nr.<br>Order No.       |
|---|-------|----|--|--------------------------------|
| <p><b>Anbaugehäuse:</b> Kabeleingang unten, Standard Bauform<br/> <i>Surface mounted housing: Bottom entry, Standard construction</i></p>   |       |    | HB.32.AG-LB<br>Mit Korrosionsschutz<br><i>With corrosion protection</i><br>HB-K.32.AG-LB   | 1-1102352-2<br><br>2-1102352-2 |
| <p><b>Anbaugehäuse:</b> Kabeleingang unten, Standard Bauform<br/> <i>Surface mounted housing: Bottom entry, Standard construction</i></p>   |       |    | HB.32.AGD-LB<br>Mit Korrosionsschutz<br><i>With corrosion protection</i><br>HB-K.32.AGD-LB | 1-1102360-2<br><br>2-1102360-2 |
| <p><b>Sockelgehäuse:</b> Kabeleingang seitlich, Standard Bauform<br/> <i>Surface mounted housing: Side entry, Standard construction</i></p> | 2xM32 | 29 | HB.32.SGD-LB.1.29.Z<br>HB.32.SGD-LB.2.M32.Z  | 1-1102362-2<br>0-1106476-2     |

**Passende Kabelverschraubungen ab Seite 188/Suitable Cable fittings from page 188**

**HB-Z.32, HB-K/Z.32 Gehäuse/Housings**


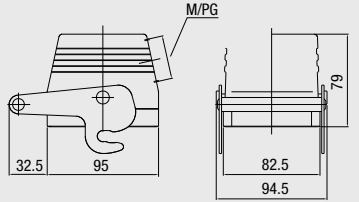

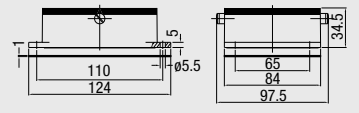
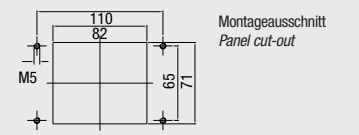

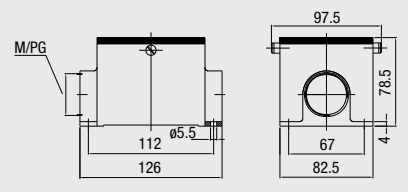
**Baugröße/Size 10**

Pulverbeschichtet, silbergrau  
 K = korrosionsgeschützt, schwarz

*Powder-coated, silver-grey  
 K = corrosion-resistant, black*

**Zentralbügel am Steckergehäuse/Central locking clip on hood**

**IP 65**

| Bezeichnung<br>Description  | Metr. | PG         | Bestelltext<br>Designation   | Bestell-Nr.<br>Order No.       |
|---|-------|------------|--|--------------------------------|
| <b>Steckergehäuse:</b> Kabeleingang seitlich, Standard Bauform<br><b>Hood:</b> Side entry, Standard construction<br>    | M40   | 29         | HB-Z.32.STS-ZB.1.29.G<br>HB-Z.32.STS-ZB.1.M40.G<br><br>Mit Korrosionsschutz<br>With corrosion protection | 1-1102348-3<br>1-1106477-6     |
|   | M40   | 29         | HB-K/Z.32.STS-ZB.1.29.G<br>HB-K/Z.32.STS-ZB.1.M40.G  | 2-1102348-3<br>1-1106477-4     |
| <b>Anbaugehäuse:</b> Kabeleingang unten, Standard Bauform<br><b>Surface mounted housing:</b> Bottom entry, Standard construction<br>   |       |            | HB-Z.32.AG-ZVGR<br><br>Mit Korrosionsschutz<br>With corrosion protection                                 | 1-1102352-8<br><br>2-1102352-8 |
|   |       |            | HB-K/Z.32.AG-ZVGR  |                                |
| <b>Sockelgehäuse:</b> Kabeleingang seitlich, Standard Bauform<br><b>Surface mounted housing:</b> Side entry, Standard construction<br>    |       | 29<br>2x29 | HB-Z.32.SG-ZVGR.1.29.Z<br>HB-Z.32.SG-ZVGR.2.29.Z   | 1-1102354-8<br>1-1102356-8     |

**Passende Kabelverschraubungen ab Seite 188/Suitable Cable fittings from page 188**

**HA.64 Kontakteinsätze/Contact inserts**

**Baugröße/Size 11**







Schraubanschluss, Federzug-Anschluss,  
Crimpanschluss für gedrehte HE Crimpkontakte

**Kontaktzahlen**  
**No. of contacts**

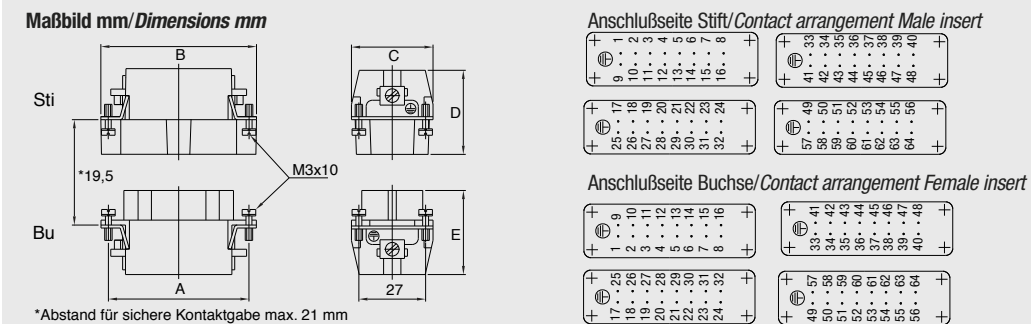
*Screw terminal, Spring Clamp terminal,  
Crimp terminal for screw machined HE crimp contacts*

(4 x 16) **64** +

**250 V/16 A**

| Bezeichnung<br>Description  | Bestelltext<br>Designation   | Bestell-Nr./Order No.   |   |    |   |      |      |    |    |    |  |  |  |
|---|--|---|---|----|---|------|------|----|----|----|--|--|--|
|   |  | Stifteinsatz<br>Male insert   | Buchseinsatz<br>Female insert   |    |   |      |      |    |    |    |  |  |  |
| <p>Stifteinsatz/ Male insert</p> <p>Schraubanschluss/ Screw terminal</p>   | <p>HA.16.Sti.S.B 1-16</p> <p>HA.16.Sti.S.B 17-32</p> <p>HA.16.Sti.S.B 33-48</p> <p>HA.16.Sti.S.B 49-64</p>     | <p>1-1103416-1</p> <p>1-1103416-7</p> <p>1-1103416-8</p> <p>1-1103416-9</p> |   |    |   |      |      |    |    |    |  |  |  |
| <p>Buchseinsatz/ Female insert</p>   | <p>HA.16.Bu.S.B 1-16</p> <p>HA.16.Bu.S.B 17-32</p> <p>HA.16.Bu.S.B 33-48</p> <p>HA.16.Bu.S.B 49-64</p>         |   | <p>1-1103417-1</p> <p>1-1103417-7</p> <p>1-1103417-8</p> <p>1-1103417-9</p> |    |   |      |      |    |    |    |  |  |  |
| <p>Federzug-Anschluss/ Spring Clamp terminal</p>    | <p>HA.16.Sti.SC.B 1-16</p> <p>HA.16.Sti.SC.B 17-32</p> <p>HA.16.Sti.SC.B 33-48</p> <p>HA.16.Sti.SC.B 49-64</p> | <p>7-1103416-1</p> <p>7-1103416-7</p> <p>7-1103416-8</p> <p>7-1103416-9</p> |   |    |   |      |      |    |    |    |  |  |  |
| <p>Buchseinsatz/ Female insert</p>    | <p>HA.16.Bu.SC.B 1-16</p> <p>HA.16.Bu.SC.B 17-32</p> <p>HA.16.Bu.SC.B 33-48</p> <p>HA.16.Bu.SC.B 49-64</p>     |   | <p>7-1103417-1</p> <p>7-1103417-7</p> <p>7-1103417-8</p> <p>7-1103417-9</p> |    |   |      |      |    |    |    |  |  |  |
| <p>Crimpanschluss/ Crimp terminal</p>    | <p>HA.16.Sti.C.B 1-16</p> <p>HA.16.Sti.C.B 17-32</p> <p>HA.16.Sti.C.B 33-48</p> <p>HA.16.Sti.C.B 49-64</p>     | <p>2-1103416-3</p> <p>2-1103416-7</p> <p>2-1103416-8</p> <p>2-1103416-9</p> |   |    |   |      |      |    |    |    |  |  |  |
| <p>Buchseinsatz/ Female insert</p>   | <p>HA.16.Bu.C.B 1-16</p> <p>HA.16.Bu.C.B 17-32</p> <p>HA.16.Bu.C.B 33-48</p> <p>HA.16.Bu.C.B 49-64</p>         |   | <p>2-1103417-3</p> <p>2-1103417-7</p> <p>2-1103417-8</p> <p>2-1103417-9</p> |    |   |      |      |    |    |    |  |  |  |
| <p>Maße/Dimensions</p> <table border="1"> <tr> <td>A</td> <td>B</td> <td>C</td> <td>D</td> <td>E</td> </tr> <tr> <td>77,5</td> <td>83,5</td> <td>33</td> <td>34</td> <td>35</td> </tr> </table> <p>mm</p> | A  | B   | C   | D  | E | 77,5 | 83,5 | 33 | 34 | 35 |  |  |  |
| A   | B  | C   | D   | E  |   |      |      |    |    |    |  |  |  |
| 77,5  | 83,5   | 33  | 34  | 35 |   |      |      |    |    |    |  |  |  |

Passende Crimpkontakte siehe Seite 37, Passende Crimpwerkzeuge siehe Seite 37  
Suitable Crimp contacts see page 37, Suitable Crimping tools see page 37





**HA.64 Gehäuse/Housings**

**Baugröße/Size 11**

Pulverbeschichtet, silbergrau

*Powder-coated, silver-grey*

**Längsbügel am Unterteil/Side clip at housing bottom**

**IP 65**

| Bezeichnung<br>Description   | Metr. | PG                       | Bestelltext<br>Designation   | Bestell-Nr.<br>Order No.   |
|--|-------|--------------------------|--|--|
| <p><b>Steckergehäuse:</b> Kabeleingang seitlich, Standard Bauform<br/><i>Hood: Side entry, Standard construction</i></p>                   | M50   | 29<br>36<br>42           | HA.64.STS-GR.1.29.G<br>HA.64.STS-GR.1.36.G<br>HA.64.STS-GR.1.42.G<br>HA.64.STS-GR.1.M50.G                        | 1-1102002-7<br>1-1102005-7<br>1-1102008-7<br>0-1106480-2               |
| <p><b>Steckergehäuse:</b> Kabeleingang oben, Standard Bauform<br/><i>Hood: Top entry, Standard construction</i></p>                        | M50   | 29<br>36<br>42           | HA.64.STO-GR.1.29.G<br>HA.64.STO-GR.1.36.G<br>HA.64.STO-GR.1.42.G<br>HA.64.STO-GR.1.M50.G                        | 1-1102027-7<br>1-1102030-7<br>1-1102033-7<br>0-1106480-1               |
| <p><b>Anbaugeschäuse:</b> Kabeleingang unten, Standard Bauform<br/><i>Surface mounted housing: Bottom entry, Standard construction</i></p> |       |                          | HA.64.AGD-LB   | 1-1102009-2  |
| <p><b>Sockelgehäuse:</b> Kabeleingang seitlich, Standard Bauform<br/><i>Surface mounted housing: Side entry, Standard construction</i></p> | 2xM40 | 29<br>2x29<br>36<br>2x36 | HA.64.SGD-LB.1.29.Z<br>HA.64.SGD-LB.2.29.Z<br>HA.64.SGD-LB.1.36.Z<br>HA.64.SGD-LB.2.36.Z<br>HA.64.SGD-LB.2.M40.Z | 1-1102011-2<br>1-1102013-2<br>1-1102015-2<br>1-1102017-2<br>01106479-1 |

**Passende Kabelverschraubungen ab Seite 188/Suitable Cable fittings from page 188**

Verbindlich für Toleranzen der Abmessungen und technische Werte sind ausschließlich die neuesten TE Connectivity Kundenzeichnungen bzw. Produkt-Spezifikationen, die Sie auf Anfrage erhalten.  
All specifications subject to change. Consult TE Connectivity for latest design specifications.

**HE.48 Kontakteinsätze/Contact inserts**

**Baugröße/Size 12**

Schraubanschluss, Federzug-Anschluss,  
Crimpanschluss für gedrehte HE Crimpkontakte

**Kontaktzahlen**  
**No. of contacts**

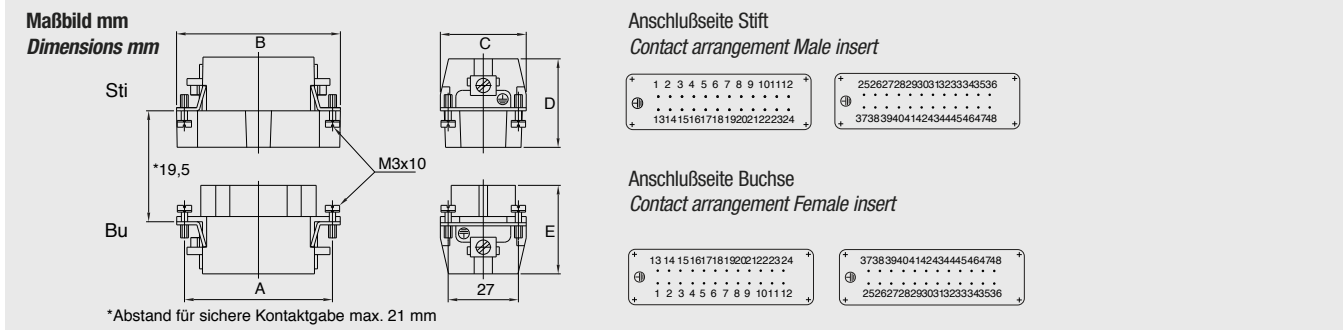
*Screw terminal, Spring Clamp terminal,  
Crimp terminal for screw machined HE crimp contacts*

(2 x 24) **48+**

**400 V/16 A**

| Bezeichnung<br>Description  | Bestelltext<br>Designation                          | Bestell-Nr./Order No.              |                                    |    |   |     |     |    |    |    |  |  |  |
|---|---|------------------------------------|------------------------------------|----|---|-----|-----|----|----|----|--|--|--|
|   |   | Stifteinsatz<br>Male insert        | Buchseinsatz<br>Female insert      |    |   |     |     |    |    |    |  |  |  |
| <p>Stifteinsatz/Male insert</p> <p>Schraubanschluss/Screw terminal</p>  | <p>HE.24.Sti.S.B 1-24<br/>HE.24.Sti.S.B 25-48</p>   | <p>1-1103640-1<br/>1-1103640-9</p> |                                    |    |   |     |     |    |    |    |  |  |  |
| <p>Buchseinsatz/Female insert</p> <p>Schraubanschluss/Screw terminal</p>  | <p>HE.24.Bu.S.B 1-24<br/>HE.24.Bu.S.B 25-48</p>     |                                    | <p>1-1103641-1<br/>1-1103641-9</p> |    |   |     |     |    |    |    |  |  |  |
| <p>Federzug-Anschluss/Spring Clamp terminal</p>   | <p>HE.24.Sti.SC.B 1-24<br/>HE.24.Sti.SC.B 25-48</p> | <p>7-1103640-1<br/>7-1103640-9</p> |                                    |    |   |     |     |    |    |    |  |  |  |
| <p>Buchseinsatz/Female insert</p> <p>Federzug-Anschluss/Spring Clamp terminal</p>   | <p>HE.24.Bu.SC.B 1-24<br/>HE.24.Bu.SC.B 25-48</p>   |                                    | <p>7-1103641-1<br/>7-1103641-9</p> |    |   |     |     |    |    |    |  |  |  |
| <p>Crimpanschluss/Crimp terminal</p>  | <p>HE.24.Sti.C.B 1-24<br/>HE.24.Sti.C.B 25-48</p>   | <p>2-1103640-3<br/>2-1103640-9</p> |                                    |    |   |     |     |    |    |    |  |  |  |
| <p>Buchseinsatz/Female insert</p> <p>Crimpanschluss/Crimp terminal</p>  | <p>HE.24.Bu.C.B 1-24<br/>HE.24.Bu.C.B 25-48</p>     |                                    | <p>2-1103641-3<br/>2-1103641-9</p> |    |   |     |     |    |    |    |  |  |  |
| <p>Maße/Dimensions</p> <table border="1"> <tr> <td>A</td> <td>B</td> <td>C</td> <td>D</td> <td>E</td> </tr> <tr> <td>104</td> <td>110</td> <td>33</td> <td>34</td> <td>35</td> </tr> </table> <p>mm</p> | A   | B                                  | C                                  | D  | E | 104 | 110 | 33 | 34 | 35 |  |  |  |
| A   | B   | C                                  | D                                  | E  |   |     |     |    |    |    |  |  |  |
| 104   | 110   | 33                                 | 34                                 | 35 |   |     |     |    |    |    |  |  |  |

Passende Crimpkontakte siehe Seite 37, Passende Crimpwerkzeuge siehe Seite 37  
Suitable Crimp contacts see page 37, Suitable Crimping tools see page 37



**HN.D.128/HN.2D.216 Kontakteinsätze/Contact inserts**

**Baugröße/Size 12**

Crimpanschluss für gedrehte HN.D Crimpkontakte

**Kontaktzahlen**

*Crimp terminal for screw machined HN.D crimp contacts*

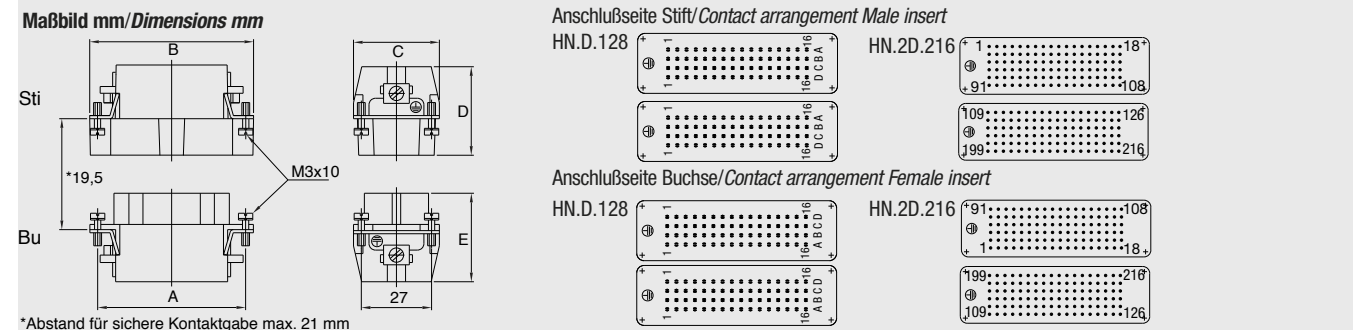
*No. of contacts*

(2 x 64/2 x 108) **128/216** +

**250 V/10 A**

| Bezeichnung<br>Description   | Bestelltext<br>Designation                           | Bestell-Nr./Order No.       |                               |      |    |   |    |     |     |    |      |    |  |  |                            |
|--|--|-----------------------------|-------------------------------|------|----|---|----|-----|-----|----|------|----|--|--|----------------------------|
|  |  | Stifteinsatz<br>Male insert | Buchseinsatz<br>Female insert |      |    |   |    |     |     |    |      |    |  |  |                            |
| <div style="display: flex; justify-content: space-between;"> <div style="width: 45%;"> <p>Stifteinsatz/Male insert</p> <p>Crimpanschluss/Crimp terminal</p> </div> <div style="width: 45%;"> <p>Buchseinsatz/Female insert</p> </div> </div>   | 2xHN.D.64.Sti.C                                      | 2-1103112-3                 |                               |      |    |   |    |     |     |    |      |    |  |  |                            |
| <div style="display: flex; justify-content: space-between;"> <div style="width: 45%;"> <p>Crimpanschluss/Crimp terminal</p> </div> <div style="width: 45%;"> </div> </div>   | 2xHN.D.64.BU.C                                       |                             | 2-1103113-3                   |      |    |   |    |     |     |    |      |    |  |  |                            |
| <div style="display: flex; justify-content: space-between;"> <div style="width: 45%;"> <p>Crimpanschluss/Crimp terminal</p> </div> <div style="width: 45%;"> </div> </div>   | HN.2D.108.Sti.C.B 1-108<br>HN.2D.108.Sti.C.B 109-216 | 2-1103216-3<br>2-1103217-3  |                               |      |    |   |    |     |     |    |      |    |  |  |                            |
| <div style="display: flex; justify-content: space-between;"> <div style="width: 45%;"> <p>HN.D.128</p> <table border="1"> <tr><td>Maße/Dimensions</td><td>A</td><td>B</td><td>C</td><td>D</td><td>E</td></tr> <tr><td>mm</td><td>104</td><td>110</td><td>33</td><td>35</td><td>35</td></tr> </table> </div> <div style="width: 45%;"> </div> </div>    | Maße/Dimensions                                      | A                           | B                             | C    | D  | E | mm | 104 | 110 | 33 | 35   | 35 | HN.2D.108.Bu.C.B 1-108<br>HN.2D.108.Bu.C.B 109-216 |  | 2-1103220-3<br>2-1103221-3 |
| Maße/Dimensions  | A  | B                           | C                             | D    | E  |   |    |     |     |    |      |    |  |  |                            |
| mm   | 104  | 110                         | 33                            | 35   | 35 |   |    |     |     |    |      |    |  |  |                            |
| <div style="display: flex; justify-content: space-between;"> <div style="width: 45%;"> <p>HN.2D.216</p> <table border="1"> <tr><td>Maße/Dimensions</td><td>A</td><td>B</td><td>C</td><td>D</td><td>E</td></tr> <tr><td>mm</td><td>104</td><td>110</td><td>34</td><td>36,5</td><td>37</td></tr> </table> </div> <div style="width: 45%;"> </div> </div> | Maße/Dimensions                                      | A                           | B                             | C    | D  | E | mm | 104 | 110 | 34 | 36,5 | 37 |  |  |                            |
| Maße/Dimensions  | A  | B                           | C                             | D    | E  |   |    |     |     |    |      |    |  |  |                            |
| mm   | 104  | 110                         | 34                            | 36,5 | 37 |   |    |     |     |    |      |    |  |  |                            |

Passende Crimpkontakte siehe Seite 34, Passende Crimpwerkzeuge siehe Seite 34  
 Suitable Crimp contacts see page 34, Suitable Crimping tools see page 34



Verbindlich für Toleranzen der Abmessungen und technische Werte sind ausschließlich die neuesten TE Connectivity Kundenzeichnungen bzw. Produkt-Spezifikationen, die Sie auf Anfrage erhalten.  
 All specifications subject to change. Consult TE Connectivity for latest design specifications.

**HD.128/HEE 92 Kontakteinsätze/Contact inserts**

**Baugröße/Size 12**

Crimpanschluss für gestanzte HD.M Crimpkontakte (HD.128)  
 Crimpanschluss für gedrehte HVT Crimpkontakte (HEE 92)

**Kontaktzahlen**  
**No. of contacts**

*Crimp terminal for stamped HD.M crimp contacts (HD.128)*  
*Crimp terminal for screw machined HVT crimp contacts (HEE 92)*

(2 x 64)/(2 x 46) **128/92** +

**250 V/10 A / 500 V/16 A**

| Bezeichnung<br>Description  | Bestelltext<br>Designation          | Bestell-Nr./Order No.       |                               |
|---|-------------------------------------|-----------------------------|-------------------------------|
|   |                                     | Stifteinsatz<br>Male insert | Buchseinsatz<br>Female insert |
| Stifteinsatz/Male insert<br><br>Buchseinsatz/Female insert<br><br>Crimpanschluss/Crimp terminal<br><br> |                                     |                             |                               |
|   | 2xHD.64.Sti.C                       | 2-1103032-3                 |                               |
|   | 2xHD.64.Bu.C                        |                             | 2-1103033-3                   |
|   | HEE.46.Sti.C<br>HEE.46.Sti.C.B47-92 | 0-1102886-1<br>0-1102886-2  |                               |
|   | HEE.46.Bu.C<br>HEE.46.Bu.C.B47-92   |                             | 0-1102887-1<br>0-1102887-2    |

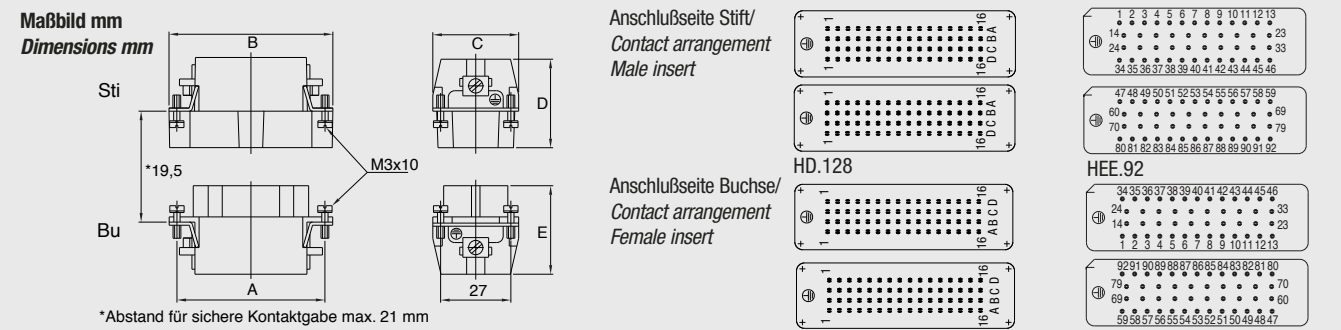
  

| HD.128          |     |     |    |    |    |
|-----------------|-----|-----|----|----|----|
| Maße/Dimensions | A   | B   | C  | D  | E  |
| mm              | 104 | 110 | 33 | 35 | 35 |

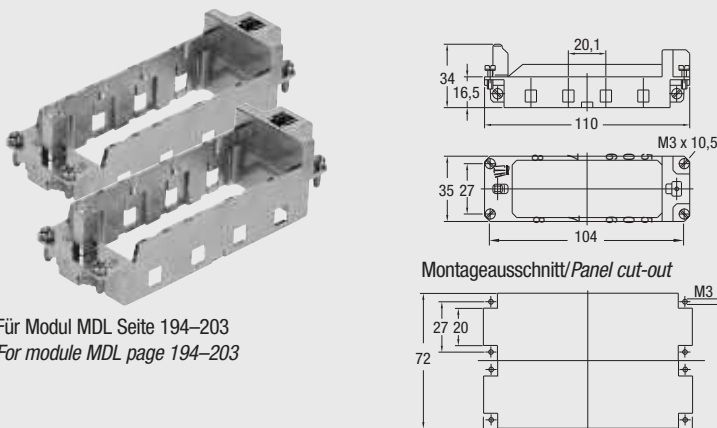
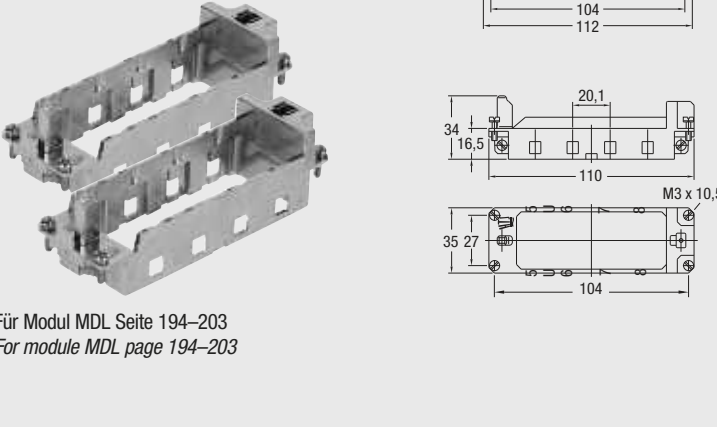
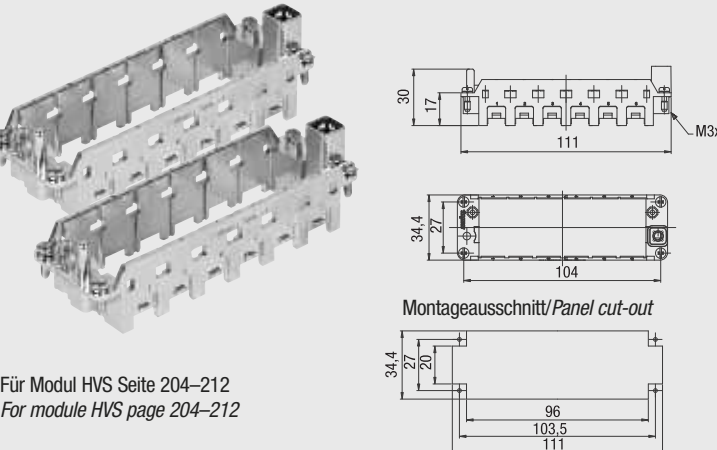
| HEE.92          |     |     |    |    |    |
|-----------------|-----|-----|----|----|----|
| Maße/Dimensions | A   | B   | C  | D  | E  |
| mm              | 104 | 110 | 33 | 34 | 37 |

Passende Crimpkontakte siehe Seite 35/37, Passende Crimpwerkzeuge siehe Seite 35/37  
 Suitable Crimp contacts see page 35/37, Suitable Crimping tools see page 35/37



**Modul Halterahmen/Module Fixing Frame**

**Baugröße/Size 12**

| Bezeichnung<br>Description   | Bestelltext<br>Designation                     | Bestell-Nr./Order No.<br>Oberteil<br>Top part      Unterteil<br>Bottom part |  |
|--|--|---|--|
| <p>Halterahmen/Fixing frame</p>  <p>Für Modul MDL Seite 194–203<br/>For module MDL page 194–203</p>   | <p>MDL2-GR.0-8/B.1-4<br/>MDL2-GR.0-8/B.5-8</p> | <p>0-1108780-1<br/>0-1108780-6</p>  |  |
|  <p>Für Modul MDL Seite 194–203<br/>For module MDL page 194–203</p>                                  | <p>MDL2-GR.U-8/B.1-4<br/>MDL2-GR.U-8/B.5-8</p> | <p>0-1108780-2<br/>0-1108780-7</p>  |  |
| <p>Halterahmen/Fixing frame</p>  <p>Für Modul HVS Seite 204–212<br/>For module HVS page 204–212</p> | <p>HVS-R.0 1-6<br/>HVS-R.U 1-6</p>             | <p>0-1103250-1<br/>0-1103250-2</p>  |  |

**HB.48, HB-K.48 Gehäuse/Housings**

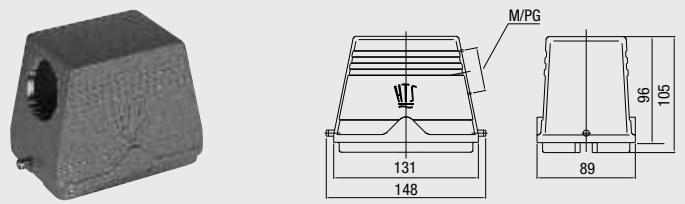
**Baugröße/Size 12**

Pulverbeschichtet, silbergrau  
 K = korrosionsgeschützt, schwarz

*Powder-coated, silver-grey*  
*K = corrosion-resistant, black*

**Längsbügel am Unterteil/Side clip at housing bottom**

**IP 65**

| Bezeichnung<br>Description  | Metr.                | PG                     | Bestelltext<br>Designation                               | Bestell-Nr.<br>Order No.                                 |             |
|---|----------------------|------------------------|--|--|-------------|
| <p><b>Steckergehäuse:</b> Kabeleingang seitlich, Standard Bauform<br/> <i>Hood: Side entry, Standard construction</i></p>  | M50                  | 29                     | HB.48.STS-GR.1.29.G                                      | 1-1102373-7  |             |
|   |                      | 36                     | HB.48.STS-GR.1.36.G                                      | 1-1102376-7  |             |
|   |                      | 42                     | HB.48.STS-GR.1.42.G                                      | 1-1102379-7  |             |
|   |                      |                        | HB.48.STS-GR.1.M50.G                                     | 0-1106482-2  |             |
|   |                      |                        |  | Mit Korrosionsschutz<br><i>With corrosion protection</i> |             |
|   | M50                  | 36                     | HB-K.48.STS-GR.1.36.G                                    | 2-1102376-7  |             |
|   |                      |                        | HB-K.48.STS-GR.1.M50.G                                   | 0-1106482-4  |             |
|   |                      | M50                    | 29   | HB.48.STO-GR.1.29.G                                      | 1-1102382-7 |
| 36  |                      |                        | HB.48.STO-GR.1.36.G                                      | 1-1102385-7  |             |
| 42  | HB.48.STO-GR.1.42.G  |                        | 1-1102388-7  |  |             |
|   | HB.48.STO-GR.1.M50.G |                        | 0-1106482-1  |  |             |
|   |                      |                        | Mit Korrosionsschutz<br><i>With corrosion protection</i> |  |             |
| M50   | 36                   | HB-K.48.STO-GR.1.36.G  | 2-1102385-7  |  |             |
|   |                      | HB-K.48.STO-GR.1.M50.G | 0-1106482-6  |  |             |

**Passende Kabelverschraubungen ab Seite 188/Suitable Cable fittings from page 188**

**HB.48, HB-K.48 Gehäuse/Housings**

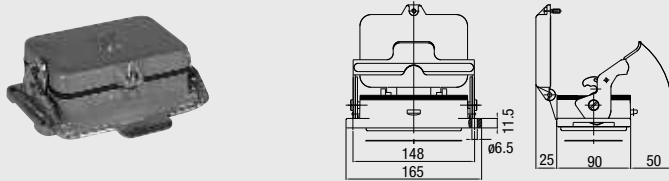
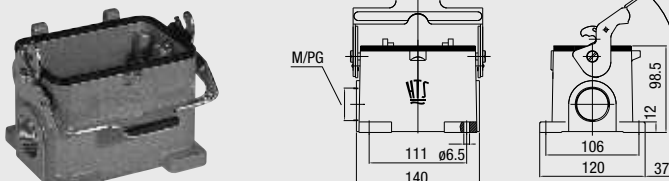
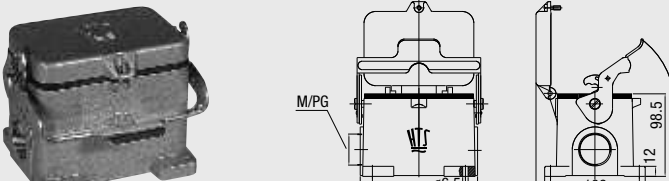
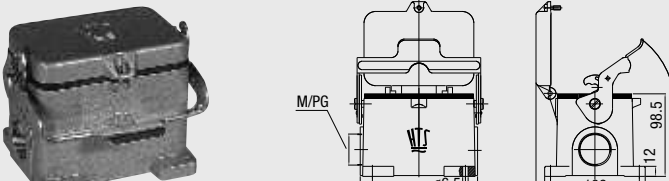
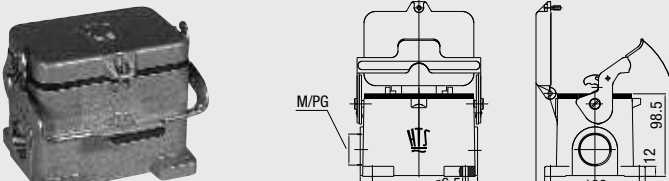
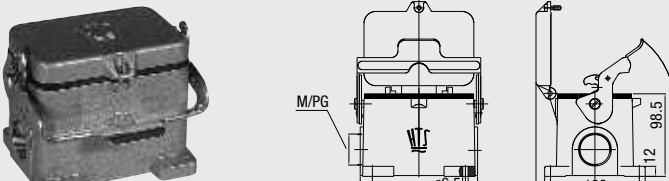
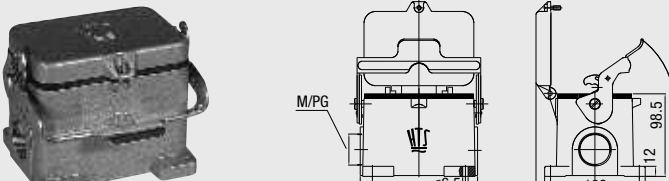
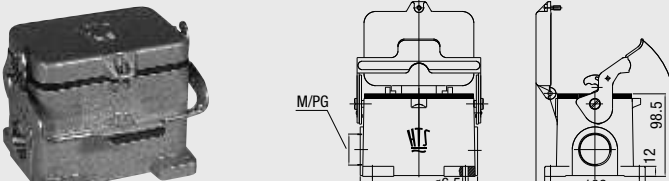
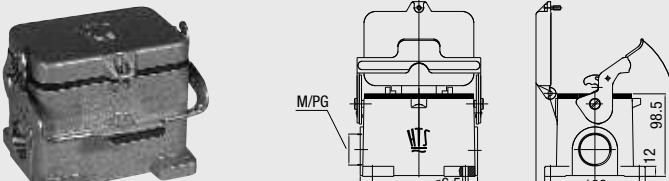
**Baugröße/Size 12**

Pulverbeschichtet, silbergrau  
 K = korrosionsgeschützt, schwarz

*Powder-coated, silver-grey*  
*K = corrosion-resistant, black*

**Längsbügel am Unterteil/Side clip at housing bottom**

**IP 65**

| Bezeichnung<br>Description  | Metr. | PG                       | Bestelltext<br>Designation                               | Bestell-Nr.<br>Order No. |
|---|-------|--------------------------|--|--------------------------|
| <b>Anbaugehäuse:</b> Kabeleingang unten, Standard Bauform<br><i>Surface mounted housing: Bottom entry, Standard construction</i><br>     |       |                          | HB.48.AGD-LB   | 1-1102389-2              |
|   |       |                          | Mit Korrosionsschutz<br><i>With corrosion protection</i> |                          |
| <b>Socketgehäuse:</b> Kabeleingang seitlich, Standard Bauform<br><i>Surface mounted housing: Side entry, Standard construction</i><br>  | 2xM40 | 29<br>2x29<br>36<br>2x36 | HB.48.SG-LB.1.29.Z                                       | 1-1102391-2              |
|   |       |                          | HB.48.SG-LB.2.29.Z                                       | 1-1102393-2              |
| <b>Socketgehäuse:</b> Kabeleingang seitlich, Standard Bauform<br><i>Surface mounted housing: Side entry, Standard construction</i><br> | 2xM40 | 36<br>2x36               | HB.48.SG-LB.1.36.Z                                       | 1-1102395-2              |
|   |       |                          | HB.48.SG-LB.2.36.Z                                       | 1-1102397-2              |
| <b>Socketgehäuse:</b> Kabeleingang seitlich, Standard Bauform<br><i>Surface mounted housing: Side entry, Standard construction</i><br> | 2xM40 | 36<br>2x36               | HB.48.SGD-LB.1.29.Z                                      | 1-1107001-2              |
|   |       |                          | HB.48.SGD-LB.2.29.Z                                      | 1-1107003-2              |
| <b>Socketgehäuse:</b> Kabeleingang seitlich, Standard Bauform<br><i>Surface mounted housing: Side entry, Standard construction</i><br> | 2xM40 | 36<br>2x36               | HB.48.SGD-LB.1.36.Z                                      | 1-1107005-2              |
|   |       |                          | HB.48.SGD-LB.2.36.Z                                      | 1-1107007-2              |
| <b>Socketgehäuse:</b> Kabeleingang seitlich, Standard Bauform<br><i>Surface mounted housing: Side entry, Standard construction</i><br> | 2xM40 | 36<br>2x36               | HB.48.SGD-LB.2.M40.Z                                     | 0-1106481-1              |
|   |       |                          | Mit Korrosionsschutz<br><i>With corrosion protection</i> |                          |
| <b>Socketgehäuse:</b> Kabeleingang seitlich, Standard Bauform<br><i>Surface mounted housing: Side entry, Standard construction</i><br> | 2xM40 | 36<br>2x36               | HB-K.48.SG-LB.1.36.Z                                     | 2-1102395-2              |
|   |       |                          | HB-K.48.SG-LB.2.36.Z                                     | 2-1102397-2              |
| <b>Socketgehäuse:</b> Kabeleingang seitlich, Standard Bauform<br><i>Surface mounted housing: Side entry, Standard construction</i><br> | 2xM40 | 36<br>2x36               | HB-K.48.SGD-LB.1.36.Z                                    | 2-1107005-2              |
|   |       |                          | HB-K.48.SGD-LB.2.36.Z                                    | 2-1107007-2              |
| <b>Socketgehäuse:</b> Kabeleingang seitlich, Standard Bauform<br><i>Surface mounted housing: Side entry, Standard construction</i><br> | 2xM40 | 36<br>2x36               | HB-K.48.SGD-LB.2.M40.Z                                   | 0-1106481-4              |
|   |       |                          | Mit Korrosionsschutz<br><i>With corrosion protection</i> |                          |

**Passende Kabelverschraubungen ab Seite 188/Suitable Cable fittings from page 188**

**HB/Z.48, HB/Z-K.48 Gehäuse/Housings**

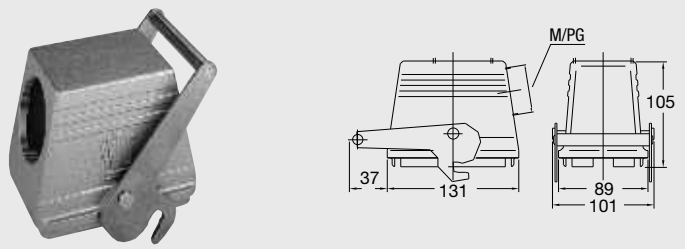
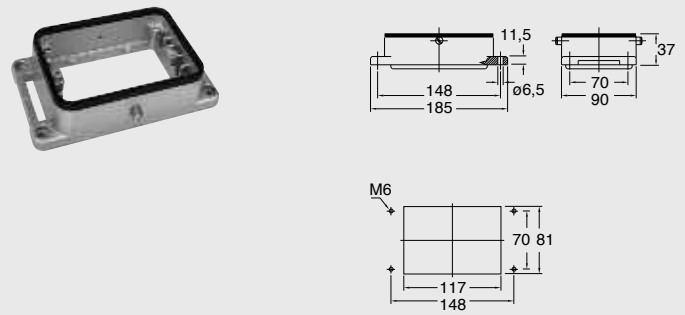
**Baugröße/Size 12**

Pulverbeschichtet, silbergrau  
 K = korrosionsgeschützt, schwarz

*Powder-coated, silver-grey  
 K = corrosion-resistant, black*

**Zentralbügel am Steckergehäuse/Central locking clip on hood**

**IP 65**

| Bezeichnung<br>Description   | Metr. | PG                      | Bestelltext<br>Designation                        | Bestell-Nr.<br>Order No. |
|--|-------|-------------------------|---|--------------------------|
| <b>Steckergehäuse:</b> Kabeleingang seitlich, Standard Bauform<br><b>Hood:</b> Side entry, Standard construction<br><br>                  |       | 42                      | HB/Z.48.Sts-ZB.1.42.G                             | 1-1102234-3              |
|  |       | 48                      | HB/Z.48.Sts-ZB.1.48.G                             | 1-1102236-3              |
|  |       |                         | Mit Korrosionsschutz<br>With corrosion protection |                          |
|  |       | 42                      | HB-K/Z.48.Sts-ZB.1.42.G                           | 2-1102234-3              |
|  | 48    | HB-K/Z.48.Sts-ZB.1.48.G | 2-1102236-3                                       |                          |
| <b>Anbaugehäuse:</b> Kabeleingang unten, Standard Bauform<br><b>Surface mounted housing:</b> bottom entry, Standard construction<br><br> |       |                         | HB/Z.48.AG-ZVGR                                   | 1-1102237-8              |
|  |       |                         | Mit Korrosionsschutz<br>With corrosion protection |                          |
|  |       |                         | HB-K/Z.48.AG-ZVGR                                 | 2-1102237-8              |
|  |       |                         |   |                          |

**Passende Kabelverschraubungen ab Seite 188/Suitable Cable fittings from page 188**



**HF-13 Modul/Module**

**Baugröße/Size 8/12**



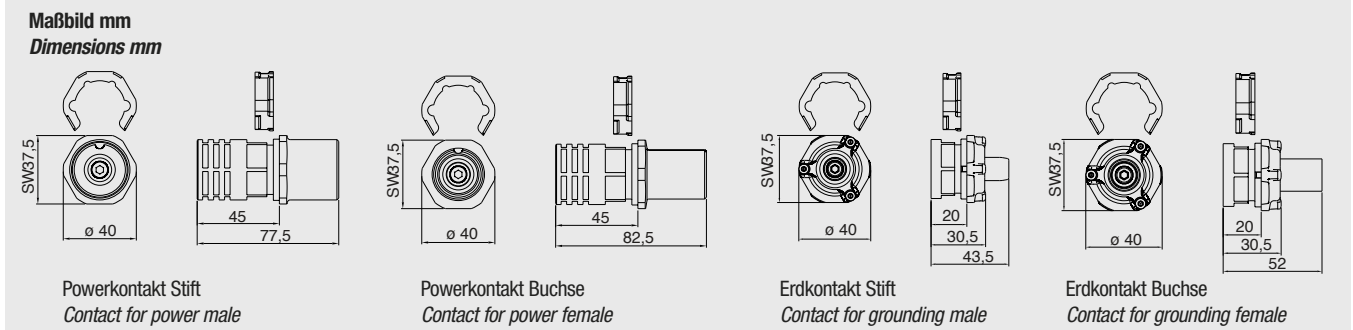
**Kontaktzahlen  
No. of contacts**

**2 + 1; 4 + 1 +**

**3 kV/350 A**

| Bezeichnung<br>Description   | Bestelltext<br>Designation   | Bestell-Nr./Order No.<br>Stifteinsatz<br>Male insert   |   | Buchseinsatz<br>Female insert |
|--|--|--|---|-------------------------------|
| <p>Stifteinsatz/Male insert</p> <p>Buchseinsatz/Female insert</p> <p>Powerkontakt<br/>Contact for power</p> <p>Erdkontakt<br/>Contact for grounding</p> <p>3 x Leistung<br/>1 x Erde<br/>1 x BG 2 (HA.10)<br/>Montage im HF.12 Gehäuse<br/>3 x for power<br/>1 x for earth<br/>1 x for signal (HA.10)<br/>Assembly in HF.12 Housings</p> <p>3 x Leistung<br/>1 x Erde<br/>1 x BG 3 (HE.6)<br/>Montage im HF.12 Gehäuse<br/>3 x for power<br/>1 x for earth<br/>1 x for signal (HE.6)<br/>Assembly in HF.12 Housings</p> <p>2 x Leistung<br/>1 x BG61 (HA.3/HE.Q5)<br/>Montage im HF.8 Gehäuse<br/>2 x for power<br/>1 x signal<br/>Assembly in HF.8 Housings</p> <p>* für Gehäuse-Unterteil mit 81 mm Höhe/for Bottomhousing with 81 mm height<br/>** für Gehäuse-Unterteil mit 20 mm Höhe/for Bottomhousing with 20 mm height</p> | <p>HF.13.Sti.</p> <p>HF.13.Bu.</p> <p>HF.13.Sti.E</p> <p>HF.13.Bu.E</p> <p>HF.12.3+PE+BG2</p> <p>HF.12.3+PE+BG3</p> <p>HF.8.2+BG1<br/>HF.8.2+BG1</p> | <p>0-1110950-2</p> <p>0-1110951-2</p> <p>0-1110950-4</p> <p>0-1110951-4</p> <p>Oberteil<br/>Top</p> <p>0-1110955-3</p> <p>0-1110955-4</p> <p>0-1110960-2</p> | <p>Unterteil<br/>Bottom</p> <p>0-1110955-1</p> <p>0-1110955-2</p> <p>0-1110960-1*<br/>0-1110960-3**</p> |                               |

Passende Crimpkontakte siehe Seite 42, Passende Crimpwerkzeuge siehe Seite 42  
Suitable Crimp contacts see page 42, Suitable Crimping tools see page 42



**HF-HIP-K 8/HF-EMV-K 8 HF-HIP-K 12/HF-EMV-K 12 Gehäuse/Housings Baugröße/Size 8/12**

**EMV-K:** Schutz gegen elektromagnetische Beeinflussung, druckdicht, korrosionsgeschützt, schwarz


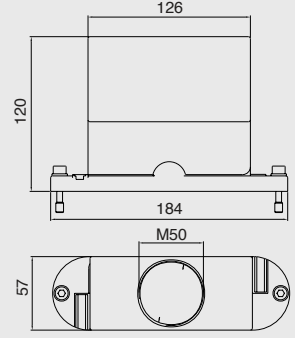

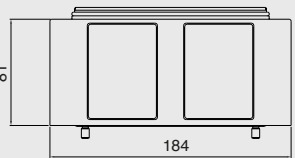
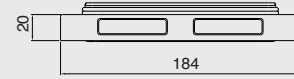
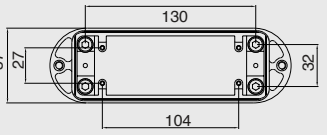

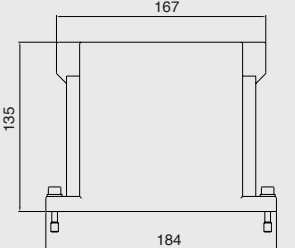
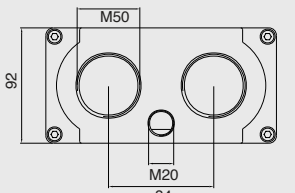

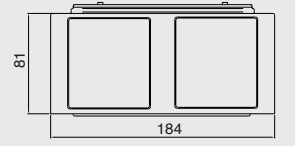
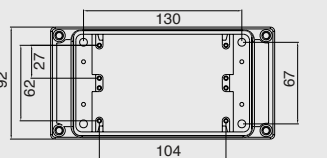

**HIP-K:** Korrosionsgeschützt, schwarz

**EMV:** Protection against electro-magnetic interference, pressure-tight, Housings corrosion-resistant, black

**HIP-K:** Housings corrosion-resistant, black


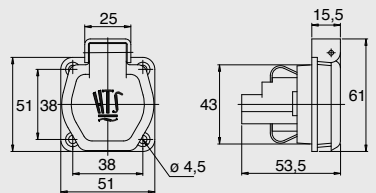

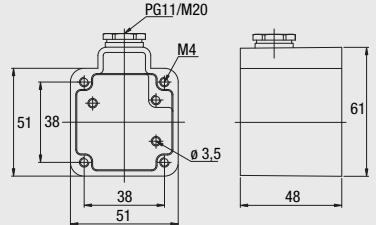
**Schraubverriegelung am Oberteil/Screw lock on hood**

**IP 68**





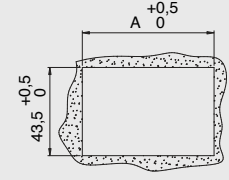
| Bezeichnung<br>Description   | Metr.       | PG | Bestelltext<br>Designation | Bestell-Nr.<br>Order No. |
|--|-------------|----|----------------------------|--------------------------|
| <b>Gehäuseoberteil</b><br>Hood<br>   | 1 x M50     |    | HF-HIP-K.8.Sto.1.M50G      | 0-1102839-4              |
|  | 1 x M50     |    | HF.8.EMV-K.8.Sto.1.M50G    | 0-1102839-3              |
|  | 2 x M40     |    | HF.HIP-K.8.Sto.2.M40G      | 0-1102839-2              |
|  | 2 x M40     |    | HF.EMV-K.8.Sto.2.M40G      | 0-1102839-1              |
| <b>Gehäuseunterteil</b><br>Housing bottom<br>      | Höhe/height |    |                            |                          |
|  | 20 mm       |    | HF-HIP-K.8.AG.N            | 0-1102837-2              |
|  | 20 mm       |    | HF-EMV-K.8.AG.N            | 0-1102837-1              |
|  | 81 mm       |    | HF-HIP-K.8.AG              | 0-1102836-2              |
| <b>Gehäuseoberteil</b><br>Hood<br>    | 2 x M40     |    | HF-HIP-K.12.Sto.2.M40G     | 0-1102840-2              |
|  | 2 x M40     |    | HF-EMV-K.12.Sto.2.M40G     | 0-1102840-1              |
|  | 2 x M50     |    | HF-HIP-K.12.Sto.2.M50G     | 0-1102840-4              |
|  | 2 x M50     |    | HF-EMV-K.12.Sto.2.M50G     | 0-1102840-3              |
| <b>Gehäuseunterteil</b><br>Housing bottom<br>    | Höhe/height |    |                            |                          |
|  | 20 mm       |    | HF-HIP-K.12.AG.N           | 0-1102838-2              |
|  | 20 mm       |    | HF-EMV-K.12.AG.N           | 0-1102838-1              |
|  | 81 mm       |    | HF-HIP-K.12.AG             | 0-1102192-2              |
|  | 81 mm       |    | HF-EMVK-K.12.AG            | 0-1102192-1              |

**Passende Kabelverschraubungen ab Seite 188/Suitable Cable fittings from page 188**

## Schutzkontakt

| Bezeichnung<br>Description  | Bestelltext<br>Designation | Bestell-Nr.<br>Order No. |                         |    |                            |     |                   |                |                  |                           |                 |        |                   |    |                   |     |                   |                |                |                           |                       |                            |
|---|----------------------------|--------------------------|-------------------------|----|----------------------------|-----|-------------------|----------------|------------------|---------------------------|-----------------|--------|-------------------|----|-------------------|-----|-------------------|----------------|----------------|---------------------------|-----------------------|----------------------------|
|     | UP.M                       | 1-1102975-9              |                         |    |                            |     |                   |                |                  |                           |                 |        |                   |    |                   |     |                   |                |                |                           |                       |                            |
|   <p data-bbox="123 1011 362 1040"><b>Technische Kennwerte</b></p> <table data-bbox="123 1073 756 1232"> <tr> <td>Kontaktzahlen</td> <td>2 + PE</td> </tr> <tr> <td>el. Bemessungsstrom [A]</td> <td>10</td> </tr> <tr> <td>el. Bemessungsspannung [V]</td> <td>250</td> </tr> <tr> <td>Temperaturbereich</td> <td>-40°C – +125°C</td> </tr> <tr> <td>Schraubanschluss</td> <td>0,5 – 2,5 mm<sup>2</sup></td> </tr> </table> <p data-bbox="123 1259 362 1288"><b>Technical Specification</b></p> <table data-bbox="123 1321 756 1481"> <tr> <td>No. of Contacts</td> <td>2 + PE</td> </tr> <tr> <td>rated current [A]</td> <td>10</td> </tr> <tr> <td>rated voltage [V]</td> <td>250</td> </tr> <tr> <td>temperature range</td> <td>-40°C – +125°C</td> </tr> <tr> <td>screw terminal</td> <td>0,5 – 2,5 mm<sup>2</sup></td> </tr> </table> | Kontaktzahlen              | 2 + PE                   | el. Bemessungsstrom [A] | 10 | el. Bemessungsspannung [V] | 250 | Temperaturbereich | -40°C – +125°C | Schraubanschluss | 0,5 – 2,5 mm <sup>2</sup> | No. of Contacts | 2 + PE | rated current [A] | 10 | rated voltage [V] | 250 | temperature range | -40°C – +125°C | screw terminal | 0,5 – 2,5 mm <sup>2</sup> | AP.M.11<br>AP.M.1.M20 | 1-1102978-9<br>0-1102978-2 |
| Kontaktzahlen   | 2 + PE                     |                          |                         |    |                            |     |                   |                |                  |                           |                 |        |                   |    |                   |     |                   |                |                |                           |                       |                            |
| el. Bemessungsstrom [A]   | 10                         |                          |                         |    |                            |     |                   |                |                  |                           |                 |        |                   |    |                   |     |                   |                |                |                           |                       |                            |
| el. Bemessungsspannung [V]  | 250                        |                          |                         |    |                            |     |                   |                |                  |                           |                 |        |                   |    |                   |     |                   |                |                |                           |                       |                            |
| Temperaturbereich   | -40°C – +125°C             |                          |                         |    |                            |     |                   |                |                  |                           |                 |        |                   |    |                   |     |                   |                |                |                           |                       |                            |
| Schraubanschluss  | 0,5 – 2,5 mm <sup>2</sup>  |                          |                         |    |                            |     |                   |                |                  |                           |                 |        |                   |    |                   |     |                   |                |                |                           |                       |                            |
| No. of Contacts   | 2 + PE                     |                          |                         |    |                            |     |                   |                |                  |                           |                 |        |                   |    |                   |     |                   |                |                |                           |                       |                            |
| rated current [A]   | 10                         |                          |                         |    |                            |     |                   |                |                  |                           |                 |        |                   |    |                   |     |                   |                |                |                           |                       |                            |
| rated voltage [V]   | 250                        |                          |                         |    |                            |     |                   |                |                  |                           |                 |        |                   |    |                   |     |                   |                |                |                           |                       |                            |
| temperature range   | -40°C – +125°C             |                          |                         |    |                            |     |                   |                |                  |                           |                 |        |                   |    |                   |     |                   |                |                |                           |                       |                            |
| screw terminal  | 0,5 – 2,5 mm <sup>2</sup>  |                          |                         |    |                            |     |                   |                |                  |                           |                 |        |                   |    |                   |     |                   |                |                |                           |                       |                            |

**Quick-In System/Quick-In System**

| Bezeichnung<br>Description   | Bestelltext<br>Designation | Bestell-Nr.<br>Order No.  |   |   |   |    |   |      |   |     |  |                  |                           |   |   |   |    |   |    |   |      |   |     |   |
|--|----------------------------|---------------------------|---|---|---|----|---|------|---|-----|--|------------------|---------------------------|---|---|---|----|---|----|---|------|---|-----|---|
| <p>Rasterelement zur Verriegelung Stifteinsatz-Buchseinsatz<br/><i>locking element for fixing ipin insert-socket insert</i></p>   | QSB                        | 0-1106515-1               |   |   |   |    |   |      |   |     |  |                  |                           |   |   |   |    |   |    |   |      |   |     |   |
| <p>Rasterelement zur Befestigung im Montageausschnitt<br/><i>locking element for fixing in panel cut-out</i></p>    | QM                         | 0-1106516-1               |   |   |   |    |   |      |   |     |  |                  |                           |   |   |   |    |   |    |   |      |   |     |   |
| <p>Kodierset<br/><i>Coding set</i></p>    | Cos.Quick-In               | 0-1110939-3               |   |   |   |    |   |      |   |     |  |                  |                           |   |   |   |    |   |    |   |      |   |     |   |
| <p>Zugentlastungsschelle<br/><i>Cable clamp</i></p>    | ZE-HSB-Quick               | 0-1108723-1               |   |   |   |    |   |      |   |     |  |                  |                           |   |   |   |    |   |    |   |      |   |     |   |
| <p><b>Blechdicke/Panel strength</b><br/>min. 1mm – max. 2mm</p> <table border="1"> <thead> <tr> <th>Baugröße<br/>Size</th> <th>Abmessungen<br/>Dimensions</th> </tr> </thead> <tbody> <tr> <td>3</td> <td>A</td> </tr> <tr> <td>4</td> <td>65</td> </tr> <tr> <td>6</td> <td>98,5</td> </tr> <tr> <td>8</td> <td>125</td> </tr> </tbody> </table>  | Baugröße<br>Size           | Abmessungen<br>Dimensions | 3 | A | 4 | 65 | 6 | 98,5 | 8 | 125 | <p><b>Blechdicke/Panel strength</b><br/>2mm – max. 3mm</p> <table border="1"> <thead> <tr> <th>Baugröße<br/>Size</th> <th>Abmessungen<br/>Dimensions</th> </tr> </thead> <tbody> <tr> <td>3</td> <td>A</td> </tr> <tr> <td>4</td> <td>66</td> </tr> <tr> <td>6</td> <td>79</td> </tr> <tr> <td>8</td> <td>99,5</td> </tr> <tr> <td>8</td> <td>126</td> </tr> </tbody> </table> | Baugröße<br>Size | Abmessungen<br>Dimensions | 3 | A | 4 | 66 | 6 | 79 | 8 | 99,5 | 8 | 126 |  |
| Baugröße<br>Size   | Abmessungen<br>Dimensions  |                           |   |   |   |    |   |      |   |     |  |                  |                           |   |   |   |    |   |    |   |      |   |     |   |
| 3  | A                          |                           |   |   |   |    |   |      |   |     |  |                  |                           |   |   |   |    |   |    |   |      |   |     |   |
| 4  | 65                         |                           |   |   |   |    |   |      |   |     |  |                  |                           |   |   |   |    |   |    |   |      |   |     |   |
| 6  | 98,5                       |                           |   |   |   |    |   |      |   |     |  |                  |                           |   |   |   |    |   |    |   |      |   |     |   |
| 8  | 125                        |                           |   |   |   |    |   |      |   |     |  |                  |                           |   |   |   |    |   |    |   |      |   |     |   |
| Baugröße<br>Size   | Abmessungen<br>Dimensions  |                           |   |   |   |    |   |      |   |     |  |                  |                           |   |   |   |    |   |    |   |      |   |     |   |
| 3  | A                          |                           |   |   |   |    |   |      |   |     |  |                  |                           |   |   |   |    |   |    |   |      |   |     |   |
| 4  | 66                         |                           |   |   |   |    |   |      |   |     |  |                  |                           |   |   |   |    |   |    |   |      |   |     |   |
| 6  | 79                         |                           |   |   |   |    |   |      |   |     |  |                  |                           |   |   |   |    |   |    |   |      |   |     |   |
| 8  | 99,5                       |                           |   |   |   |    |   |      |   |     |  |                  |                           |   |   |   |    |   |    |   |      |   |     |   |
| 8  | 126                        |                           |   |   |   |    |   |      |   |     |  |                  |                           |   |   |   |    |   |    |   |      |   |     |   |
| <p><b>Merkmale</b></p> <ul style="list-style-type: none"> <li>• Befestigung der Rastelemente am Kontakteinsatz ohne Werkzeug</li> <li>• Funktionalität durch robuste Ausführung</li> <li>• Bedienerfreundliches Handling</li> <li>• Höchstmass an Flexibilität</li> <li>• Kostensenkung durch rationelle Verarbeitung und Entfall der Metallgehäuse</li> <li>• Platzsparende Montage</li> <li>• Verwendbar für alle Kontakteinsätze der Baugrößen 3, 4, 6, 8</li> <li>• Montagekostenreduktion durch Vorassemblage</li> </ul>  |                            |                           |   |   |   |    |   |      |   |     |  |                  |                           |   |   |   |    |   |    |   |      |   |     |   |
| <p><b>Characteristics</b></p> <ul style="list-style-type: none"> <li>• <i>fixing of the locking elements on the contact insert without tools</i></li> <li>• <i>practicality due to solid execution</i></li> <li>• <i>user-friendly handling</i></li> <li>• <i>highest degree of flexibility</i></li> <li>• <i>cost reduction due to economic finish and omission of metal housings</i></li> <li>• <i>space-saving assembly</i></li> <li>• <i>can be used for all contact inserts of the sizes 3, 4, 6, 8</i></li> <li>• <i>cost reduction due to pre-assembly</i></li> </ul> |                            |                           |   |   |   |    |   |      |   |     |  |                  |                           |   |   |   |    |   |    |   |      |   |     |   |

## Schraubverbindung für Kontakteinsätze/Screw connection for contact inserts


### Schraubverbindung

Rändel- und Buchsenschrauben sichern Kontakteinsätze, die ohne Gehäuse in Schaltschrankausschnitte montiert werden und infolge von Schwingungen eine Trennung der elektrischen Verbindung oder das Herabfallen verhindern. Passende Ausführungen sind für alle rechteckigen Kontakteinsätze der Baugrößen 3, 4, 6, 8, 10, 12 erhältlich.

### Screw connection

Thumb and bush screws ensure secure mating of contact inserts which are mounted directly into cut-outs in panels (i. e. without housings). Screw versions are available for all rectangular contact inserts of size 3, 4, 6, 8, 10, 12.

### Rändelschraube Thumb screw

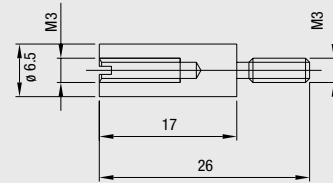


RS-M3

1-1106107-1

Für die Montage der Kontaktträger werden je Steckverbindung 2 Rändel- und 2 Buchsenschrauben eingesetzt.  
For the assembly of the contact carriers, you need 2 bush screws and 2 thumb screws for each plug connection.

### Buchsen-schraube Bush screw



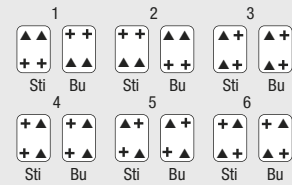
BEO.M3.KURZ

1-1106109-1

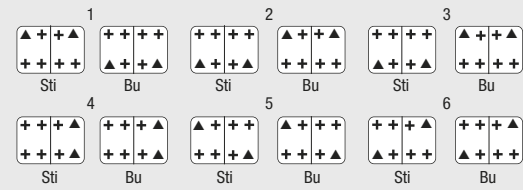
**Kodierung/Coding**

**Kodierungsmöglichkeiten**  
*Codings*

Kodierungsmöglichkeiten mit Sperrbolzen  
Für Gehäuse mit 1 Kontakteinsatz  
*Coding with code pins*  
For housings with 1 contact insert

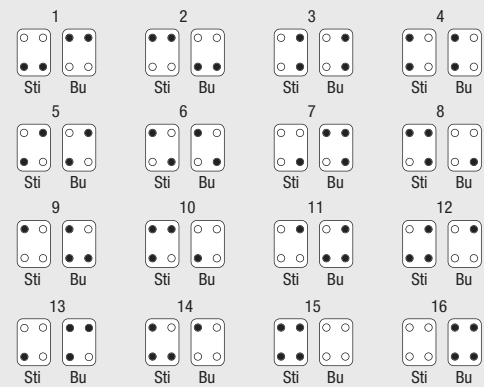


Mit 2 Kontakteinsätzen/with 2 contact inserts




Kodierungen mit Führungsstiften und -buchsen verhindern weitestgehend ein Schrägstecken und -ziehen des Steckers.  
Schräglage nach DIN EN 175.301-801 in Längsrichtung  $\pm 5^\circ$ .  
*Coding with guide pins and bushes prevents angular plugging and unplugging the connector.*  
Max. angle as per DIN EN 175.301-801 (longitudinally)  $\pm 5^\circ$ .

Für Gehäuse mit 1 Kontakteinsatz  
For housings with 1 contact insert

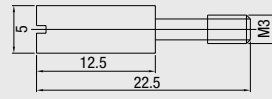


Für Gehäuse mit 2 Kontakteinsätzen  
For housings with 2 contact inserts



**Bezeichnung**  
*Description*

**Sperrbolzen**  
*Code pin*

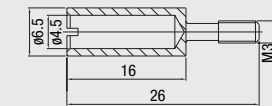


Pro Steckverbinder werden 4 Sperrbolzen benötigt  
*4 code pins are required per connector*

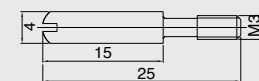
Sti = Stifteinsatz/Male insert  
Bu = Buchseneinsatz/Female insert  
▲ = Sperrbolzen/Code pin  
+ = Befestigungsschraube/  
Fixing screw

**Führungsstifte- und buchsen**  
*Guide pins and bushes*

**Führungsbuchse**  
*Guide bush*



**Führungsstift**  
*Guide pins*



Sti = Stifteinsatz/Male insert  
Bu = Buchseneinsatz/Female insert  
● = Führungsstift/ Guide pin  
○ = Führungsbuchse/ Guide bush  
+ = Befestigungsschraube/  
Fixing screw

**Bestelltext**  
*Designation*

SPB-M3

F-Bu-M3

F-Sti-M3

**Bestell-Nr.**  
*Order No.*


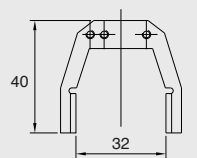

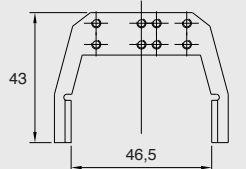

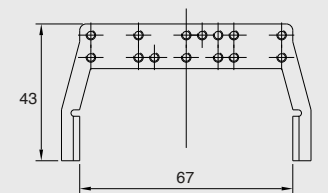

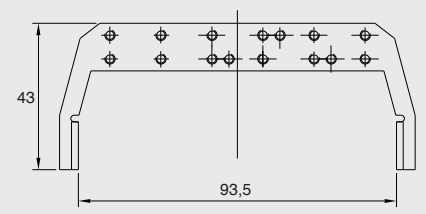

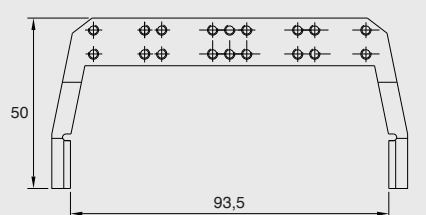
1-1106100-1

1-1106101-1

1-1106102-1

### Schirmkontaktbügel/Screen termination

- zur nachträglichen Montage am Kontakteinsatz
- zur Auflage von geschirmten Kabeln
- for post-assembly on contact insert
- for reception of screened cables

| Bezeichnung<br>Description   | Bestelltext<br>Designation | Bestell-Nr.<br>Order No. |
|--|----------------------------|--------------------------|
|   <p>Schirmkontaktbügel<br/>Screen termination</p> | SB.ST.Bgr.3                | 1-1106305-9              |
|    | SB.ST.Bgr.4                | 1-1106306-9              |
|    | SB.ST.Bgr.6                | 1-1106307-9              |
|    | SB.ST.Bgr.8                | 1-1106308-9              |
|    | SB.HSS.Bgr.8               | 1-1106309-9              |

## Griffblech/Grip




Griffblech dient als:  
Zugentlastung/Schirmauflage/Montage ohne Gehäuse

**Grip**  
Strain relief/Screen bar/Application without housing

| Bezeichnung<br>Description                   | Bestelltext<br>Designation | Bestell-Nr.<br>Order No. |
|--|----------------------------|--------------------------|
| <p>Griffblech Baugröße 8<br/>Grip size 8</p> | GB.1.-BG.8                 | 1-1106301-9              |
| <p>Montageausschnitt / Panel cut-out</p>     | GB1.BG.6                   | 1-1106300-9              |
| <p>Schirmschiene<br/>Braid bar</p>           | S-Schelle gross            | 0-1102081-1              |
|  | S-Schelle klein            | 0-1102082-1              |
|  | Schirmschiene gerade       | 0-1110505-1              |



Zubehör für Schirmkontaktbügel/Accessories for screen termination


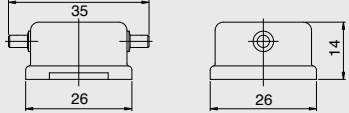

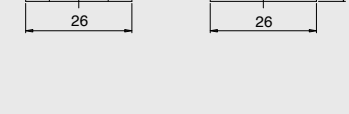


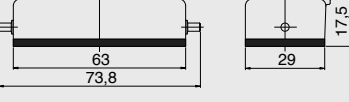

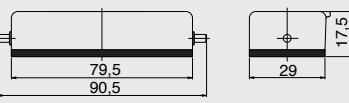

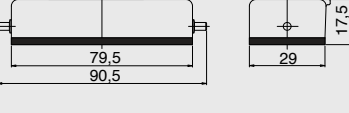

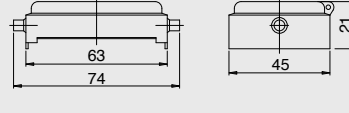

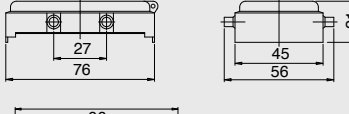

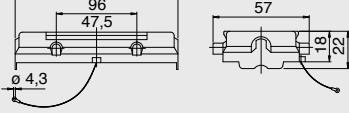

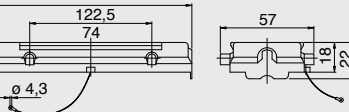

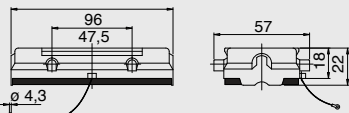

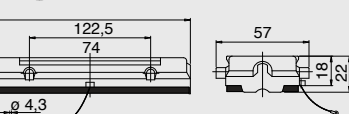
| Bezeichnung<br>Description  | Bestelltext<br>Designation  | Bestell-Nr.<br>Order No.   |
|---|---|--|
| <p>Schellenset<br/>Cable clamp</p>         | <p>Schellenset/Cable clamp<br/>4,5mm<br/>5mm<br/>6mm<br/>7mm<br/>8mm<br/>9mm<br/>10mm</p> | <p>1-1106302-9<br/>2-1106302-9<br/>3-1106302-9<br/>4-1106302-9<br/>5-1106302-9<br/>6-1106302-9<br/>7-1106302-9</p> |
| <p>Erdungsband<br/>Grounding terminal</p>  | <p>Erdungsband<br/>Grounding terminal<br/>Set 90mm<br/>Set 120mm<br/>Set 220mm</p>        | <p>1-1106303-9<br/>2-1106303-9<br/>3-1106303-9</p>   |
| <p>Schrauben-Set<br/>Screw set</p>       | <p>Schrauben-Set/Screw set</p>  | <p>1-1106304-9</p>   |

**Schutzkappe für Gehäuseober- /unterteile/Protective covers for housings**

Verstärkte Kunststoffschale (UV-beständig)  
Metallausführung

Reinforced plastic shell (UV-resistant)  
Metal-Version

**Baugröße 1,2,3,4,5,6,8/Size 1,2,3,4,5,6,8**


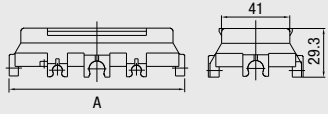

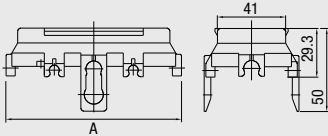

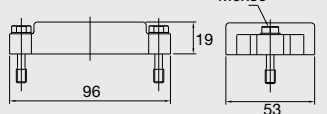

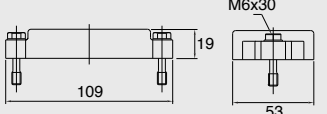

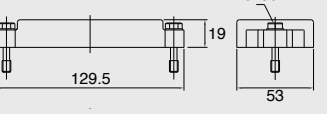

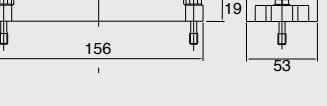
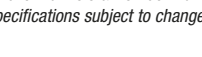
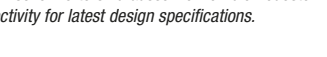
| Bezeichnung<br>Description  | Bestelltext<br>Designation   | Bestell-Nr.<br>Order No.   |
|---|--|----------------------------|
| <b>Schutzkappe für Gehäuseunterteile</b><br><b>Protective cover for housings</b><br>Metall-Ausführung<br>Metal version<br> Baugröße 1/size 1<br>                            | HA.3.SKB   | 2-1106205-7                |
|  Baugröße 1/size 1<br>  | HG-Q.5.DE<br>HG-Q.5.DE.BL  | 0-1103176-1<br>0-1103176-2 |
|  Baugröße HG-Q/size HG-Q<br>Metall-Ausführung<br>Metal version<br> Baugröße 2/size 2<br> | Set-HG-Q.8.SKP   | 0-1108818-1                |
| Metall-Ausführung<br>Metal version<br> Baugröße 5/size 5<br>  | HB.6.SKB<br>HA.10.SKB  | 1-1106207-7<br>2-1106206-7 |
| Metall-Ausführung<br>Metal version<br> Baugröße 5/size 5<br>  | HA.16.SKB  | 2-1106208-7                |
|  Baugröße 3/size 3<br>  | mit Fangschnur<br>with attachment string<br>HB.6.SKP                     | 5-1106207-7                |
|  Baugröße 4/size 4<br>  | mit Fangschnur<br>with attachment string<br>HB.10.SKP                    | 5-1106213-6                |
|  Baugröße 6/size 6<br>  | mit Fangschnur<br>with attachment string<br>HB.16.SKP-VS<br>HB.16.SKP-LB | 2-1106214-0<br>3-1106214-0 |
|  Baugröße 8/size 8<br>  | mit Fangschnur<br>with attachment string<br>HB.24.SKP-VS<br>HB.24.SKP-LB | 2-1106216-0<br>3-1106216-0 |
| <b>Schutzkappe für Gehäuseoberteile Kunststoffschale/Protective cover for housings Plastic shell</b><br> Baugröße 6/size 6<br>  | HB.16.SKP-VS+D   | 2-1106214-1                |
|  Baugröße 8/size 8<br>  | HB.24.SKP-VS+D   | 2-1106216-1                |

**Schutzdeckel für Gehäuseober- /unterteile/Protective covers for hoods and housings**

Verstärkte Kunststoffschale (UV-beständig), Ausführung mit und ohne Fangschnur  
 Metallausführung

Reinforced plastic shell (UV-resistant), Versions with/without attachment string  
 Metal-Version

**Baugröße 3, 4, 6 + 8/Size 3, 4, 6 + 8**


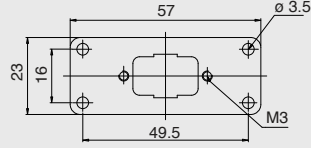

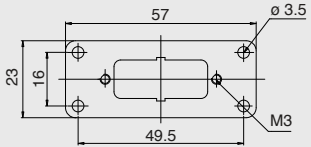

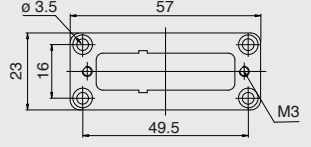

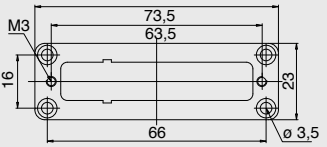


| Bezeichnung<br>Description  | Bestell-Nr.<br>Order No.   |        |   |     |   |     |   |
|---|--|--------|---|-----|---|-----|---|
| <p><b>Schutzdeckel</b> für Gehäuseober- und Gehäuseunterteile mit Bolzen<br/>                     Protective cover for hoods and housings with bolts</p>  <p>Baugröße 6/8/size 6/8</p>  <table border="1"> <thead> <tr> <th>Baugröße/Size</th> <th>A = mm</th> </tr> </thead> <tbody> <tr> <td>6</td> <td>105</td> </tr> <tr> <td>8</td> <td>132</td> </tr> </tbody> </table> | Baugröße/Size  | A = mm | 6 | 105 | 8 | 132 | <p>SKP.6<br/>SKP.8</p> <p>mit Fangschnur<br/>with attachment string</p> <p>SKP.6.F<br/>SKP.8.F</p> <p>0-1110684-3<br/>0-1110661-3<br/>0-1106258-3<br/>0-1106258-4</p>         |
| Baugröße/Size   | A = mm   |        |   |     |   |     |   |
| 6   | 105  |        |   |     |   |     |   |
| 8   | 132  |        |   |     |   |     |   |
| <p><b>Schutzdeckel</b> für Gehäuseoberteile mit Zentralbügel<br/>                     Protective cover for hoods with central locking clip</p>  <p>Baugröße 6/8/size 6/8</p>  <table border="1"> <thead> <tr> <th>Baugröße/Size</th> <th>A = mm</th> </tr> </thead> <tbody> <tr> <td>6</td> <td>105</td> </tr> <tr> <td>8</td> <td>132</td> </tr> </tbody> </table>         | Baugröße/Size  | A = mm | 6 | 105 | 8 | 132 | <p>SKP.6/R<br/>SKP.8/R</p> <p>mit Fangschnur<br/>with attachment string</p> <p>SKP.6/R.F<br/>SKP.8/R.F</p> <p>0-1110684-4<br/>0-1110661-4<br/>0-1106259-3<br/>0-1106259-4</p> |
| Baugröße/Size   | A = mm   |        |   |     |   |     |   |
| 6   | 105  |        |   |     |   |     |   |
| 8   | 132  |        |   |     |   |     |   |
| <p><b>Schutzkappen</b> für Gehäuse-Unterteile Serien HIP, EMV, EMV-K<br/>                     Protective covers for housings series HIP, EMV, EMV-K</p>     | <p><b>HIP</b><br/>HIP/EMV.6/16.SKB</p> <p>3-1106201-5</p>              |        |   |     |   |     |   |
|     | <p><b>HIP-K</b><br/>HIP-K/EMV-K.6/16.SKB</p> <p>4-1106201-5</p>        |        |   |     |   |     |   |
|     | <p><b>HIP</b><br/>HIP/EMV.10/24.SKB</p> <p>3-1106202-5</p>             |        |   |     |   |     |   |
|     | <p><b>HIP-K/EMV-K</b><br/>HIP-K/EMV-K.10/24.SKB</p> <p>4-1106202-5</p> |        |   |     |   |     |   |
|     | <p><b>HIP</b><br/>HIP/EMV.16/40.SKB</p> <p>3-1106203-5</p>             |        |   |     |   |     |   |
|   | <p><b>HIP-K</b><br/>HIP-K.16/40.SKB</p> <p>4-1106203-5</p>             |        |   |     |   |     |   |
|   | <p><b>HIP</b><br/>HIP/EMV.24/64.SKB</p> <p>3-1106204-5</p>             |        |   |     |   |     |   |
|   | <p><b>HIP-K/EMV-K</b><br/>HIP-K/EMV-K.24/64.SKB</p> <p>4-1106204-5</p> |        |   |     |   |     |   |

**Adapterbleche für SUB-D Einsätze/Adapter plates for SUB-D inserts**

Zur Montage von SUB-D Einsätzen

For assembly of SUB-D inserts

**Adapterplatten für Serie HA/Adapterplates for Series HA**


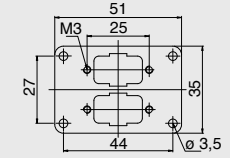

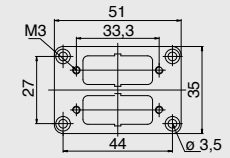

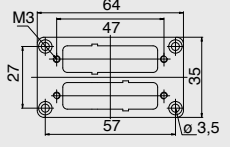

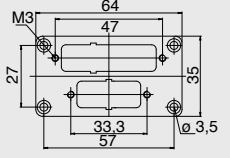

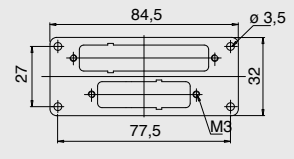

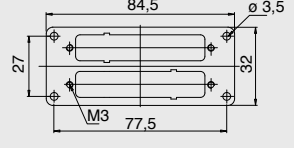

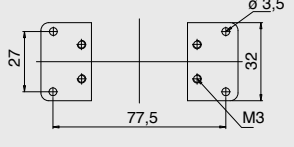

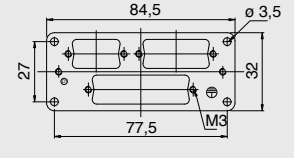
| Bezeichnung<br>Description              | Bestelltext<br>Designation  | Bestell-Nr./Order No.   |                          |             |             |
|---|---|---|--------------------------|-------------|-------------|
|   |   | Oberteile<br>for hood   | Unterteile<br>for bottom |             |             |
| Für Gehäuse HA.10<br>For housings HA.10 |    |    | 1 x 9                    | 0-1107197-1 | 0-1107196-1 |
|   |    |    | 1 x 15                   | 0-1107197-2 | 0-1107196-2 |
|   |   |   | 1 x 25                   | 0-1107197-3 | 0-1107196-3 |
| Für Gehäuse HA.16<br>For housings HA.16 |  |  | 1 x 37                   | 0-1107203-1 | 0-1107202-1 |
|   |  |  | 1 x 50                   | 0-1107203-2 | 0-1107202-2 |

**Adapterbleche für SUB-D Einsätze/Adapter plates for SUB-D inserts**

Zur Montage von SUB-D Einsätzen

For assembly of SUB-D inserts

**Adapterplatten für Serie HB/Adapterplates for Series HB**


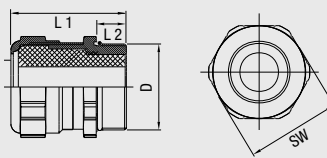



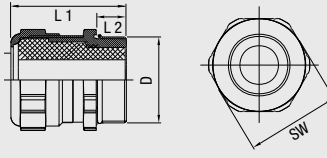
| Bezeichnung<br>Description   | Bestelltext<br>Designation   | Bestell-Nr./Order No.<br>Oberteile<br>for hood      Unterteile<br>for bottom |
|--|--|--|
| Für Gehäuse HB.6<br>For housings HB.6<br>     | <br>2 x 9             | 0-1107199-1    0-1107198-1   |
|   | <br>2 x 15            | 0-1107199-2    0-1107198-2   |
| Für Gehäuse HB.10<br>For housings HB.10<br>  | <br>1 x 15 + 25      | 0-1107201-2    0-1107200-2   |
|   | <br>2 x 25          | 0-1107201-1    0-1107200-1   |
| Für Gehäuse HB.16<br>For housings HB.16<br> | <br>1 x 25 + 37     | 0-1107205-2    0-1107204-2   |
|   | <br>2 x 37          | 0-1107205-3    0-1107204-3   |
|   | <br>2 x 50          | 0-1107204-4  |
|   | <br>1 x 9 + 15 + 25 | 0-1107205-1    0-1107204-1   |

**Kabelverschraubungen und Zubehör/Cable fittings and accessories**

EMV-Kabelverschraubung  
Schutz gegen elektromagnetische Beeinflussung

EMV-cable-fitting  
Protect against electro-magnetic influence

**IP 68**

| Bezeichnung<br>Description  | Metr. | PG  | Bestelltext<br>Designation | Bestell-Nr.<br>Order No. |         |    |     |         |       |    |   |    |   |   |       |    |   |    |   |    |       |    |   |    |    |    |     |                |                                  |   |    |    |     |    |   |    |    |    |     |    |   |    |    |    |  |  |  |  |
|---|-------|-----|----------------------------|--------------------------|---------|----|-----|---------|-------|----|---|----|---|---|-------|----|---|----|---|----|-------|----|---|----|----|----|-----|----------------|----------------------------------|---|----|----|-----|----|---|----|----|----|-----|----|---|----|----|----|--|--|--|--|
| <p>EMV-Kabelverschraubung<br/>EMV-cable fitting</p>   <table border="1"> <thead> <tr> <th rowspan="2">D</th> <th rowspan="2">~L1</th> <th rowspan="2">L2</th> <th rowspan="2">SW</th> <th colspan="2">Kabel ø</th> </tr> <tr> <th>min</th> <th>max</th> </tr> </thead> <tbody> <tr><td>M16</td><td>27</td><td>5</td><td>17</td><td>5</td><td>9</td></tr> <tr><td>M20</td><td>30</td><td>6</td><td>22</td><td>8</td><td>13</td></tr> <tr><td>M25</td><td>35</td><td>7</td><td>27</td><td>11</td><td>16</td></tr> <tr><td>M32</td><td>40</td><td>8</td><td>34</td><td>15</td><td>21</td></tr> <tr><td>M40</td><td>45</td><td>8</td><td>43</td><td>19</td><td>27</td></tr> <tr><td>M50</td><td>50</td><td>9</td><td>55</td><td>26</td><td>35</td></tr> </tbody> </table> | D     | ~L1 | L2                         | SW                       | Kabel ø |    | min | max     | M16   | 27 | 5 | 17 | 5 | 9 | M20   | 30 | 6 | 22 | 8 | 13 | M25   | 35 | 7 | 27 | 11 | 16 | M32 | 40             | 8                                | 34  | 15 | 21 | M40 | 45 | 8 | 43 | 19 | 27 | M50 | 50 | 9 | 55 | 26 | 35 | M16<br>M20<br>M25<br>M32<br>M40<br>M50 |  | EMV.M16.MS<br>EMV.M20.MS<br>EMV.M25.MS<br>EMV.M32.MS<br>EMV.M40.MS<br>EMV.M50.MS | 1-1102772-6<br>2-1102772-0<br>2-1102772-5<br>3-1102772-2<br>4-1102772-0<br>5-1102772-0 |
| D   |       |     |                            |                          | ~L1     | L2 | SW  | Kabel ø |       |    |   |    |   |   |       |    |   |    |   |    |       |    |   |    |    |    |     |                |                                  |   |    |    |     |    |   |    |    |    |     |    |   |    |    |    |  |  |  |  |
|   | min   | max |                            |                          |         |    |     |         |       |    |   |    |   |   |       |    |   |    |   |    |       |    |   |    |    |    |     |                |                                  |   |    |    |     |    |   |    |    |    |     |    |   |    |    |    |  |  |  |  |
| M16   | 27    | 5   | 17                         | 5                        | 9       |    |     |         |       |    |   |    |   |   |       |    |   |    |   |    |       |    |   |    |    |    |     |                |                                  |   |    |    |     |    |   |    |    |    |     |    |   |    |    |    |  |  |  |  |
| M20   | 30    | 6   | 22                         | 8                        | 13      |    |     |         |       |    |   |    |   |   |       |    |   |    |   |    |       |    |   |    |    |    |     |                |                                  |   |    |    |     |    |   |    |    |    |     |    |   |    |    |    |  |  |  |  |
| M25   | 35    | 7   | 27                         | 11                       | 16      |    |     |         |       |    |   |    |   |   |       |    |   |    |   |    |       |    |   |    |    |    |     |                |                                  |   |    |    |     |    |   |    |    |    |     |    |   |    |    |    |  |  |  |  |
| M32   | 40    | 8   | 34                         | 15                       | 21      |    |     |         |       |    |   |    |   |   |       |    |   |    |   |    |       |    |   |    |    |    |     |                |                                  |   |    |    |     |    |   |    |    |    |     |    |   |    |    |    |  |  |  |  |
| M40   | 45    | 8   | 43                         | 19                       | 27      |    |     |         |       |    |   |    |   |   |       |    |   |    |   |    |       |    |   |    |    |    |     |                |                                  |   |    |    |     |    |   |    |    |    |     |    |   |    |    |    |  |  |  |  |
| M50   | 50    | 9   | 55                         | 26                       | 35      |    |     |         |       |    |   |    |   |   |       |    |   |    |   |    |       |    |   |    |    |    |     |                |                                  |   |    |    |     |    |   |    |    |    |     |    |   |    |    |    |  |  |  |  |
|     <table border="1"> <thead> <tr> <th rowspan="2">D</th> <th rowspan="2">~L1</th> <th rowspan="2">L2</th> <th rowspan="2">SW</th> <th colspan="2">Kabel ø</th> </tr> <tr> <th>min</th> <th>max</th> </tr> </thead> <tbody> <tr><td>PG 16</td><td>27</td><td>5</td><td>17</td><td>5</td><td>9</td></tr> <tr><td>PG 21</td><td>30</td><td>6</td><td>22</td><td>8</td><td>13</td></tr> <tr><td>PG 29</td><td>35</td><td>7</td><td>27</td><td>11</td><td>16</td></tr> </tbody> </table>  | D     | ~L1 | L2                         | SW                       | Kabel ø |    | min | max     | PG 16 | 27 | 5 | 17 | 5 | 9 | PG 21 | 30 | 6 | 22 | 8 | 13 | PG 29 | 35 | 7 | 27 | 11 | 16 |     | 16<br>21<br>29 | EMV.PG16<br>EMV.PG21<br>EMV.PG29 | 1-1106007-4<br>1-1106007-9<br>2-1106007-3 |    |    |     |    |   |    |    |    |     |    |   |    |    |    |  |  |  |  |
| D   |       |     |                            |                          | ~L1     | L2 | SW  | Kabel ø |       |    |   |    |   |   |       |    |   |    |   |    |       |    |   |    |    |    |     |                |                                  |   |    |    |     |    |   |    |    |    |     |    |   |    |    |    |  |  |  |  |
|   | min   | max |                            |                          |         |    |     |         |       |    |   |    |   |   |       |    |   |    |   |    |       |    |   |    |    |    |     |                |                                  |   |    |    |     |    |   |    |    |    |     |    |   |    |    |    |  |  |  |  |
| PG 16   | 27    | 5   | 17                         | 5                        | 9       |    |     |         |       |    |   |    |   |   |       |    |   |    |   |    |       |    |   |    |    |    |     |                |                                  |   |    |    |     |    |   |    |    |    |     |    |   |    |    |    |  |  |  |  |
| PG 21   | 30    | 6   | 22                         | 8                        | 13      |    |     |         |       |    |   |    |   |   |       |    |   |    |   |    |       |    |   |    |    |    |     |                |                                  |   |    |    |     |    |   |    |    |    |     |    |   |    |    |    |  |  |  |  |
| PG 29   | 35    | 7   | 27                         | 11                       | 16      |    |     |         |       |    |   |    |   |   |       |    |   |    |   |    |       |    |   |    |    |    |     |                |                                  |   |    |    |     |    |   |    |    |    |     |    |   |    |    |    |  |  |  |  |

**Kabelverschraubungen und Zubehör/Cable fittings and accessories**

TDS-Kabelverschraubung AL-Druckguss

DS-Kabelverschraubung Metall

*TDS cable fitting diecast aluminium alloy*

*DS cable fitting metal*

**Bezeichnung**  
*Description*

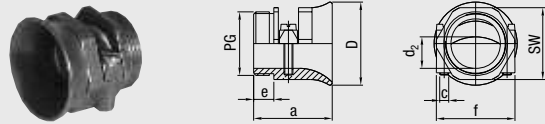
Metr.

PG

**Bestelltext**  
*Designation*

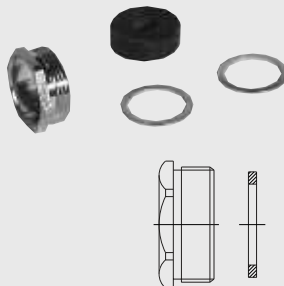
**Bestell-Nr.**  
*Order No.*

**TDS-Kabelverschraubung:** AL-Druckguss mit Biegeschutz-Trompete und Zugentlastung  
**TDS cable fitting:** Diecast aluminum alloy with bell mouth for cable bending protection and strain relief



| PG   | a    | c   | D  | d 2  |      | e   | SW | f    |
|------|------|-----|----|------|------|-----|----|------|
|      |      |     |    | min  | max  |     |    |      |
| 11   | 30   | M 3 | 27 | 8,5  | 12   | 8   | 22 | 25   |
| 13,5 | 32   | M 3 | 30 | 8,5  | 15   | 8,5 | 24 | 28   |
| 16   | 32   | M 4 | 32 | 10   | 17   | 9   | 27 | 30   |
| 21   | 35   | M 4 | 37 | 13,5 | 21,5 | 9   | 32 | 35   |
| 29   | 40   | M 5 | 52 | 19   | 29,5 | 9   | 46 | 50   |
| 36   | 50   | M 6 | 62 | 25   | 38   | 13  | 50 | 61,5 |
| 42   | 55,5 | M 6 | 65 | 30   | 43   | 16  | 55 | 64   |

**DS-Kabelverschraubung** aus Metall, mit 2 Druckringen und ausschneidbaren Dichtring  
**DS cable fitting metal**, with 2 pressure rings and cut-out sealing ring



| PG   | ø   |      | SW |
|------|-----|------|----|
|      | min | max  |    |
| 11   | 7,5 | 12,5 | 18 |
| 13,5 | 7,5 | 12,5 | 20 |
| 16   | 7,5 | 15   | 22 |
| 21   | 10  | 19   | 28 |
| 29   | 18  | 27   | 37 |
| 36   | 24  | 33   | 47 |
| 42   | 30  | 39   | 54 |

**Dichtungsset** für Gehäuseserie HA.3 für IP 65 Dichtring  
**Gasket set** for series HA.3 hoods; IP 65



für HA.3 Stecker/for series HA.3 hood

für HA.3 Anbau-/Sockel- oder Kupplungsgehäuse/for series HA.3 housings

|      |          |             |
|------|----------|-------------|
| 11   | TDS.11.M | 1-1106001-9 |
| 13,5 | TDS.13.M | 2-1106001-9 |
| 16   | TDS.16.M | 3-1106001-9 |
| 21   | TDS.21.M | 4-1106001-9 |
| 29   | TDS.29.M | 5-1106001-9 |
| 36   | TDS.36.M | 6-1106001-9 |
| 42   | TDS.42.M | 7-1106001-9 |

|      |          |             |
|------|----------|-------------|
| 11   | DS.11.DI | 1-1106004-9 |
| 13,5 | DS.13.DI | 2-1106004-9 |
| 16   | DS.16.DI | 3-1106004-9 |
| 21   | DS.21.DI | 4-1106004-9 |
| 29   | DS.29.DI | 5-1106004-9 |
| 36   | DS.36.DI | 6-1106004-9 |
| 42   | DS.42.DI | 7-1106004-9 |

SetM3x8Dicht2 0-1103028-2


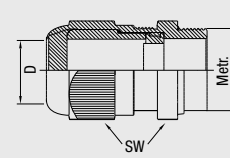
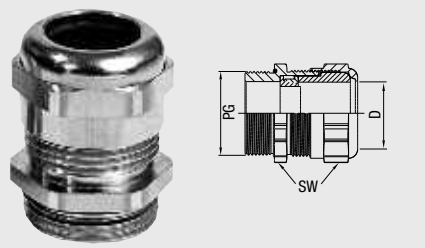
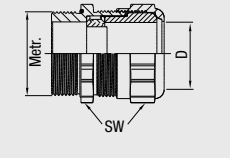
SetM3x8Dicht1 0-1103028-1

**Kabelverschraubungen und Zubehör/Cable fittings and accessories**

HUT-Verschraubung Kunststoff  
 HUT-Verschraubung Messing, vernickelt

Gland fitting plastic  
 Gland fitting brass, nickel plated

**IP 68**



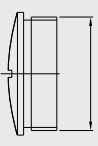
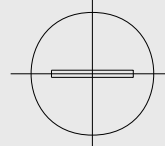

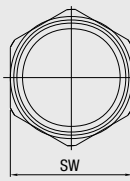
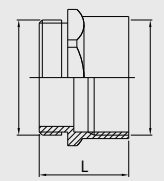
| Bezeichnung<br>Description   | Metr. | PG    | Bestelltext<br>Designation | Bestell-Nr.<br>Order No. |             |   |    |    |      |   |    |    |     |    |    |    |     |    |    |    |     |    |    |    |     |    |    |    |     |    |            |             |  |  |  |  |
|--|-------|-------|----------------------------|--------------------------|-------------|---|----|----|------|---|----|----|-----|----|----|----|-----|----|----|----|-----|----|----|----|-----|----|----|----|-----|----|------------|-------------|--|--|--|--|
| <b>Hut-Verschraubung PG, IP 68 aus Kunststoff</b><br><i>Gland fitting IP 68 plastic</i><br> <table border="1" data-bbox="568 563 771 787"> <thead> <tr> <th>PG</th> <th>D min</th> <th>D max</th> <th>SW</th> </tr> </thead> <tbody> <tr><td>11</td><td>5</td><td>10</td><td>22</td></tr> <tr><td>13,5</td><td>6</td><td>12</td><td>24</td></tr> <tr><td>16</td><td>10</td><td>14</td><td>27</td></tr> <tr><td>21</td><td>13</td><td>18</td><td>33</td></tr> <tr><td>29</td><td>18</td><td>25</td><td>42</td></tr> <tr><td>36</td><td>22</td><td>32</td><td>53</td></tr> <tr><td>42</td><td>32</td><td>38</td><td>60</td></tr> </tbody> </table>  | PG    | D min | D max                      | SW                       | 11          | 5 | 10 | 22 | 13,5 | 6 | 12 | 24 | 16  | 10 | 14 | 27 | 21  | 13 | 18 | 33 | 29  | 18 | 25 | 42 | 36  | 22 | 32 | 53 | 42  | 32 | 38         | 60          |  |  |  |  |
|  | PG    | D min | D max                      | SW                       |             |   |    |    |      |   |    |    |     |    |    |    |     |    |    |    |     |    |    |    |     |    |    |    |     |    |            |             |  |  |  |  |
|  | 11    | 5     | 10                         | 22                       |             |   |    |    |      |   |    |    |     |    |    |    |     |    |    |    |     |    |    |    |     |    |    |    |     |    |            |             |  |  |  |  |
|  | 13,5  | 6     | 12                         | 24                       |             |   |    |    |      |   |    |    |     |    |    |    |     |    |    |    |     |    |    |    |     |    |    |    |     |    |            |             |  |  |  |  |
|  | 16    | 10    | 14                         | 27                       |             |   |    |    |      |   |    |    |     |    |    |    |     |    |    |    |     |    |    |    |     |    |    |    |     |    |            |             |  |  |  |  |
|  | 21    | 13    | 18                         | 33                       |             |   |    |    |      |   |    |    |     |    |    |    |     |    |    |    |     |    |    |    |     |    |    |    |     |    |            |             |  |  |  |  |
|  | 29    | 18    | 25                         | 42                       |             |   |    |    |      |   |    |    |     |    |    |    |     |    |    |    |     |    |    |    |     |    |    |    |     |    |            |             |  |  |  |  |
|  | 36    | 22    | 32                         | 53                       |             |   |    |    |      |   |    |    |     |    |    |    |     |    |    |    |     |    |    |    |     |    |    |    |     |    |            |             |  |  |  |  |
|  | 42    | 32    | 38                         | 60                       |             |   |    |    |      |   |    |    |     |    |    |    |     |    |    |    |     |    |    |    |     |    |    |    |     |    |            |             |  |  |  |  |
|  |       |       | 11                         | HUT.11.P                 | 1-1106005-7 |   |    |    |      |   |    |    |     |    |    |    |     |    |    |    |     |    |    |    |     |    |    |    |     |    |            |             |  |  |  |  |
|  |       | 13,5  | HUT.13.P                   | 2-1106005-7              |             |   |    |    |      |   |    |    |     |    |    |    |     |    |    |    |     |    |    |    |     |    |    |    |     |    |            |             |  |  |  |  |
|  |       | 16    | HUT.16.P                   | 3-1106005-7              |             |   |    |    |      |   |    |    |     |    |    |    |     |    |    |    |     |    |    |    |     |    |    |    |     |    |            |             |  |  |  |  |
|  |       | 21    | HUT.21.P                   | 4-1106005-7              |             |   |    |    |      |   |    |    |     |    |    |    |     |    |    |    |     |    |    |    |     |    |    |    |     |    |            |             |  |  |  |  |
|  |       | 29    | HUT.29.P                   | 5-1106005-7              |             |   |    |    |      |   |    |    |     |    |    |    |     |    |    |    |     |    |    |    |     |    |    |    |     |    |            |             |  |  |  |  |
|  |       | 36    | HUT.36.P                   | 6-1106005-7              |             |   |    |    |      |   |    |    |     |    |    |    |     |    |    |    |     |    |    |    |     |    |    |    |     |    |            |             |  |  |  |  |
|  |       | 42    | HUT.42.P                   | 7-1106005-7              |             |   |    |    |      |   |    |    |     |    |    |    |     |    |    |    |     |    |    |    |     |    |    |    |     |    |            |             |  |  |  |  |
| <b>Hut-Verschraubung M, IP 68 aus Kunststoff</b><br><i>Gland fitting IP 68 plastic</i><br> <table border="1" data-bbox="568 824 771 1019"> <thead> <tr> <th>Metr.</th> <th>D min</th> <th>D max</th> <th>SW</th> </tr> </thead> <tbody> <tr><td>M16</td><td>4</td><td>8</td><td>20</td></tr> <tr><td>M20</td><td>6</td><td>12</td><td>24</td></tr> <tr><td>M25</td><td>10</td><td>14</td><td>29</td></tr> <tr><td>M32</td><td>13</td><td>18</td><td>36</td></tr> <tr><td>M40</td><td>18</td><td>25</td><td>46</td></tr> <tr><td>M50</td><td>22</td><td>32</td><td>55</td></tr> </tbody> </table>  | Metr. | D min | D max                      | SW                       | M16         | 4 | 8  | 20 | M20  | 6 | 12 | 24 | M25 | 10 | 14 | 29 | M32 | 13 | 18 | 36 | M40 | 18 | 25 | 46 | M50 | 22 | 32 | 55 | M16 |    | HUT.M16.P  | 1-1102771-6 |  |  |  |  |
|  | Metr. | D min | D max                      | SW                       |             |   |    |    |      |   |    |    |     |    |    |    |     |    |    |    |     |    |    |    |     |    |    |    |     |    |            |             |  |  |  |  |
|  | M16   | 4     | 8                          | 20                       |             |   |    |    |      |   |    |    |     |    |    |    |     |    |    |    |     |    |    |    |     |    |    |    |     |    |            |             |  |  |  |  |
|  | M20   | 6     | 12                         | 24                       |             |   |    |    |      |   |    |    |     |    |    |    |     |    |    |    |     |    |    |    |     |    |    |    |     |    |            |             |  |  |  |  |
|  | M25   | 10    | 14                         | 29                       |             |   |    |    |      |   |    |    |     |    |    |    |     |    |    |    |     |    |    |    |     |    |    |    |     |    |            |             |  |  |  |  |
|  | M32   | 13    | 18                         | 36                       |             |   |    |    |      |   |    |    |     |    |    |    |     |    |    |    |     |    |    |    |     |    |    |    |     |    |            |             |  |  |  |  |
|  | M40   | 18    | 25                         | 46                       |             |   |    |    |      |   |    |    |     |    |    |    |     |    |    |    |     |    |    |    |     |    |    |    |     |    |            |             |  |  |  |  |
|  | M50   | 22    | 32                         | 55                       |             |   |    |    |      |   |    |    |     |    |    |    |     |    |    |    |     |    |    |    |     |    |    |    |     |    |            |             |  |  |  |  |
|  |       | M20   |                            | HUT.M20.P                | 2-1102771-0 |   |    |    |      |   |    |    |     |    |    |    |     |    |    |    |     |    |    |    |     |    |    |    |     |    |            |             |  |  |  |  |
|  |       | M25   |                            | HUT.M25.P                | 2-1102771-5 |   |    |    |      |   |    |    |     |    |    |    |     |    |    |    |     |    |    |    |     |    |    |    |     |    |            |             |  |  |  |  |
|  | M32   |       | HUT.M32.P                  | 3-1102771-2              |             |   |    |    |      |   |    |    |     |    |    |    |     |    |    |    |     |    |    |    |     |    |    |    |     |    |            |             |  |  |  |  |
|  | M40   |       | HUT.M40.P                  | 4-1102771-0              |             |   |    |    |      |   |    |    |     |    |    |    |     |    |    |    |     |    |    |    |     |    |    |    |     |    |            |             |  |  |  |  |
|  | M50   |       | HUT.M50.P                  | 5-1102771-0              |             |   |    |    |      |   |    |    |     |    |    |    |     |    |    |    |     |    |    |    |     |    |    |    |     |    |            |             |  |  |  |  |
| <b>Hut-Verschraubung IP 68 Messing, vernickelt</b><br>Neoprene-Dichteinsatz und O-Dichtring am Anschlussgewinde<br><i>Gland fitting IP 68 brass, nickel-plated neoprene sealing insert and O ring at connection thread</i><br> <table border="1" data-bbox="568 1288 771 1508"> <thead> <tr> <th>PG</th> <th>D min</th> <th>D max</th> <th>SW</th> </tr> </thead> <tbody> <tr><td>11</td><td>5</td><td>10</td><td>20</td></tr> <tr><td>13,5</td><td>6</td><td>12</td><td>22</td></tr> <tr><td>16</td><td>10</td><td>14</td><td>24</td></tr> <tr><td>21</td><td>13</td><td>18</td><td>30</td></tr> <tr><td>29</td><td>18</td><td>25</td><td>40</td></tr> <tr><td>36</td><td>22</td><td>32</td><td>50</td></tr> <tr><td>42</td><td>32</td><td>38</td><td>57</td></tr> </tbody> </table> | PG    | D min | D max                      | SW                       | 11          | 5 | 10 | 20 | 13,5 | 6 | 12 | 22 | 16  | 10 | 14 | 24 | 21  | 13 | 18 | 30 | 29  | 18 | 25 | 40 | 36  | 22 | 32 | 50 | 42  | 32 | 38         | 57          |  |  |  |  |
|  | PG    | D min | D max                      | SW                       |             |   |    |    |      |   |    |    |     |    |    |    |     |    |    |    |     |    |    |    |     |    |    |    |     |    |            |             |  |  |  |  |
|  | 11    | 5     | 10                         | 20                       |             |   |    |    |      |   |    |    |     |    |    |    |     |    |    |    |     |    |    |    |     |    |    |    |     |    |            |             |  |  |  |  |
|  | 13,5  | 6     | 12                         | 22                       |             |   |    |    |      |   |    |    |     |    |    |    |     |    |    |    |     |    |    |    |     |    |    |    |     |    |            |             |  |  |  |  |
|  | 16    | 10    | 14                         | 24                       |             |   |    |    |      |   |    |    |     |    |    |    |     |    |    |    |     |    |    |    |     |    |    |    |     |    |            |             |  |  |  |  |
|  | 21    | 13    | 18                         | 30                       |             |   |    |    |      |   |    |    |     |    |    |    |     |    |    |    |     |    |    |    |     |    |    |    |     |    |            |             |  |  |  |  |
|  | 29    | 18    | 25                         | 40                       |             |   |    |    |      |   |    |    |     |    |    |    |     |    |    |    |     |    |    |    |     |    |    |    |     |    |            |             |  |  |  |  |
|  | 36    | 22    | 32                         | 50                       |             |   |    |    |      |   |    |    |     |    |    |    |     |    |    |    |     |    |    |    |     |    |    |    |     |    |            |             |  |  |  |  |
|  | 42    | 32    | 38                         | 57                       |             |   |    |    |      |   |    |    |     |    |    |    |     |    |    |    |     |    |    |    |     |    |    |    |     |    |            |             |  |  |  |  |
|  |       |       | 11                         | HUT.11.MS                | 1-1106006-9 |   |    |    |      |   |    |    |     |    |    |    |     |    |    |    |     |    |    |    |     |    |    |    |     |    |            |             |  |  |  |  |
|  |       | 13,5  | HUT.13.MS                  | 2-1106006-9              |             |   |    |    |      |   |    |    |     |    |    |    |     |    |    |    |     |    |    |    |     |    |    |    |     |    |            |             |  |  |  |  |
|  |       | 16    | HUT.16.MS                  | 3-1106006-9              |             |   |    |    |      |   |    |    |     |    |    |    |     |    |    |    |     |    |    |    |     |    |    |    |     |    |            |             |  |  |  |  |
|  |       | 21    | HUT.21.MS                  | 4-1106006-9              |             |   |    |    |      |   |    |    |     |    |    |    |     |    |    |    |     |    |    |    |     |    |    |    |     |    |            |             |  |  |  |  |
|  |       | 29    | HUT.29.MS                  | 5-1106006-9              |             |   |    |    |      |   |    |    |     |    |    |    |     |    |    |    |     |    |    |    |     |    |    |    |     |    |            |             |  |  |  |  |
|  |       | 36    | HUT.36.MS                  | 6-1106006-9              |             |   |    |    |      |   |    |    |     |    |    |    |     |    |    |    |     |    |    |    |     |    |    |    |     |    |            |             |  |  |  |  |
|  |       | 42    | HUT.42.MS                  | 7-1106006-9              |             |   |    |    |      |   |    |    |     |    |    |    |     |    |    |    |     |    |    |    |     |    |    |    |     |    |            |             |  |  |  |  |
|  <table border="1" data-bbox="568 1570 771 1771"> <thead> <tr> <th>Metr.</th> <th>D min</th> <th>D max</th> <th>SW</th> </tr> </thead> <tbody> <tr><td>M16</td><td>5</td><td>10</td><td>17</td></tr> <tr><td>M20</td><td>6</td><td>12</td><td>22</td></tr> <tr><td>M25</td><td>13</td><td>18</td><td>27</td></tr> <tr><td>M32</td><td>18</td><td>25</td><td>34</td></tr> <tr><td>M40</td><td>22</td><td>32</td><td>43</td></tr> <tr><td>M50</td><td>32</td><td>38</td><td>55</td></tr> </tbody> </table>  | Metr. | D min | D max                      | SW                       | M16         | 5 | 10 | 17 | M20  | 6 | 12 | 22 | M25 | 13 | 18 | 27 | M32 | 18 | 25 | 34 | M40 | 22 | 32 | 43 | M50 | 32 | 38 | 55 | M16 |    | HUT.M16.MS | 1-1102770-6 |  |  |  |  |
|  | Metr. | D min | D max                      | SW                       |             |   |    |    |      |   |    |    |     |    |    |    |     |    |    |    |     |    |    |    |     |    |    |    |     |    |            |             |  |  |  |  |
|  | M16   | 5     | 10                         | 17                       |             |   |    |    |      |   |    |    |     |    |    |    |     |    |    |    |     |    |    |    |     |    |    |    |     |    |            |             |  |  |  |  |
|  | M20   | 6     | 12                         | 22                       |             |   |    |    |      |   |    |    |     |    |    |    |     |    |    |    |     |    |    |    |     |    |    |    |     |    |            |             |  |  |  |  |
|  | M25   | 13    | 18                         | 27                       |             |   |    |    |      |   |    |    |     |    |    |    |     |    |    |    |     |    |    |    |     |    |    |    |     |    |            |             |  |  |  |  |
|  | M32   | 18    | 25                         | 34                       |             |   |    |    |      |   |    |    |     |    |    |    |     |    |    |    |     |    |    |    |     |    |    |    |     |    |            |             |  |  |  |  |
|  | M40   | 22    | 32                         | 43                       |             |   |    |    |      |   |    |    |     |    |    |    |     |    |    |    |     |    |    |    |     |    |    |    |     |    |            |             |  |  |  |  |
|  | M50   | 32    | 38                         | 55                       |             |   |    |    |      |   |    |    |     |    |    |    |     |    |    |    |     |    |    |    |     |    |    |    |     |    |            |             |  |  |  |  |
|  |       | M20   |                            | HUT.M20.MS               | 2-1102770-0 |   |    |    |      |   |    |    |     |    |    |    |     |    |    |    |     |    |    |    |     |    |    |    |     |    |            |             |  |  |  |  |
|  |       | M25   |                            | HUT.M25.MS               | 2-1102770-5 |   |    |    |      |   |    |    |     |    |    |    |     |    |    |    |     |    |    |    |     |    |    |    |     |    |            |             |  |  |  |  |
|  | M32   |       | HUT.M32.MS                 | 3-1102770-2              |             |   |    |    |      |   |    |    |     |    |    |    |     |    |    |    |     |    |    |    |     |    |    |    |     |    |            |             |  |  |  |  |
|  | M40   |       | HUT.M40.MS                 | 4-1102770-0              |             |   |    |    |      |   |    |    |     |    |    |    |     |    |    |    |     |    |    |    |     |    |    |    |     |    |            |             |  |  |  |  |
|  | M50   |       | HUT.M50.MS                 | 5-1102770-0              |             |   |    |    |      |   |    |    |     |    |    |    |     |    |    |    |     |    |    |    |     |    |    |    |     |    |            |             |  |  |  |  |



**Kabelverschraubungen und Zubehör/Cable fittings and accessories**

**GM-Gegenmutter, BS-Blindstopfen, Zwischenstutzen 6kt**  
**Messing, vernickelt**

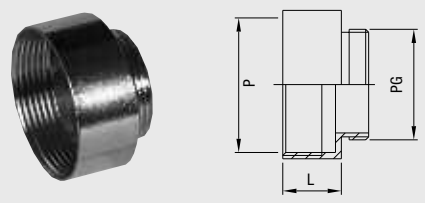
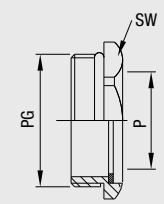
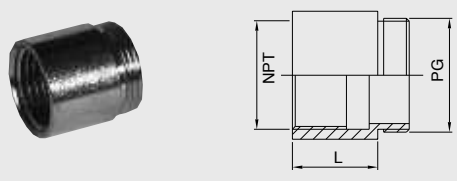
**GM lock nut, BS blanking piece, hexagonal adaptor**  
**Brass, nickel plated**

| Bezeichnung<br>Description   | Metr. | PG                  | Bestelltext<br>Designation | Bestell-Nr.<br>Order No. |             |    |      |    |    |     |    |    |    |    |    |    |      |    |              |             |    |    |    |    |  |  |                 |             |
|--|-------|---------------------|----------------------------|--------------------------|-------------|----|------|----|----|-----|----|----|----|----|----|----|------|----|--------------|-------------|----|----|----|----|--|--|-----------------|-------------|
| <p><b>GM-Gegenmutter Messing vernickelt,</b><br/>                     bei dünnwandiger Gehäusewand Verschraubung kontern<br/> <b>GM lock nut brass nickel-plated, used to lock screwed fittings</b><br/>                     ( housings with thin walls)</p>  <table border="1" data-bbox="604 621 756 870"> <thead> <tr> <th>SW</th> <th>Stärke<br/>Thickness</th> </tr> </thead> <tbody> <tr><td>21</td><td>3</td></tr> <tr><td>23</td><td>3</td></tr> <tr><td>26</td><td>3</td></tr> <tr><td>32</td><td>3,5</td></tr> <tr><td>41</td><td>4</td></tr> <tr><td>51</td><td>5</td></tr> <tr><td>60</td><td>5</td></tr> </tbody> </table>   | SW    | Stärke<br>Thickness | 21                         | 3                        | 23          | 3  | 26   | 3  | 32 | 3,5 | 41 | 4  | 51 | 5  | 60 | 5  |      |    | GM.11.SKT-MS | 1-1106055-2 |    |    |    |    |  |  |                 |             |
|  | SW    | Stärke<br>Thickness |                            |                          |             |    |      |    |    |     |    |    |    |    |    |    |      |    |              |             |    |    |    |    |  |  |                 |             |
|  | 21    | 3                   |                            |                          |             |    |      |    |    |     |    |    |    |    |    |    |      |    |              |             |    |    |    |    |  |  |                 |             |
|  | 23    | 3                   |                            |                          |             |    |      |    |    |     |    |    |    |    |    |    |      |    |              |             |    |    |    |    |  |  |                 |             |
|  | 26    | 3                   |                            |                          |             |    |      |    |    |     |    |    |    |    |    |    |      |    |              |             |    |    |    |    |  |  |                 |             |
|  | 32    | 3,5                 |                            |                          |             |    |      |    |    |     |    |    |    |    |    |    |      |    |              |             |    |    |    |    |  |  |                 |             |
|  | 41    | 4                   |                            |                          |             |    |      |    |    |     |    |    |    |    |    |    |      |    |              |             |    |    |    |    |  |  |                 |             |
|  | 51    | 5                   |                            |                          |             |    |      |    |    |     |    |    |    |    |    |    |      |    |              |             |    |    |    |    |  |  |                 |             |
|  | 60    | 5                   |                            |                          |             |    |      |    |    |     |    |    |    |    |    |    |      |    |              |             |    |    |    |    |  |  |                 |             |
|  |       |                     |                            | GM.13.SKT-MS             | 2-1106055-2 |    |      |    |    |     |    |    |    |    |    |    |      |    |              |             |    |    |    |    |  |  |                 |             |
|  |       |                     |                            | GM.16.SKT-MS             | 3-1106055-2 |    |      |    |    |     |    |    |    |    |    |    |      |    |              |             |    |    |    |    |  |  |                 |             |
|  |       |                     |                            | GM.21.SKT-MS             | 4-1106055-2 |    |      |    |    |     |    |    |    |    |    |    |      |    |              |             |    |    |    |    |  |  |                 |             |
|  |       |                     |                            | GM.29.SKT-MS             | 5-1106055-2 |    |      |    |    |     |    |    |    |    |    |    |      |    |              |             |    |    |    |    |  |  |                 |             |
|  |       |                     |                            | GM.36.SKT-MS             | 6-1106055-2 |    |      |    |    |     |    |    |    |    |    |    |      |    |              |             |    |    |    |    |  |  |                 |             |
|  |       |                     | GM.42.SKT-MS               | 7-1106055-2              |             |    |      |    |    |     |    |    |    |    |    |    |      |    |              |             |    |    |    |    |  |  |                 |             |
| <p><b>BS-Blindstopfen Messing vernickelt</b><br/>                     (O-Dichtring bitte separat bestellen)<br/> <b>BS blanking piece brass nickel-plated</b><br/>                     (please order O ring separately)</p>     |       |                     | BS.11.MS                   | 1-1106056-3              |             |    |      |    |    |     |    |    |    |    |    |    |      |    |              |             |    |    |    |    |  |  |                 |             |
|  |       |                     | BS.13.MS                   | 2-1106056-3              |             |    |      |    |    |     |    |    |    |    |    |    |      |    |              |             |    |    |    |    |  |  |                 |             |
|  |       |                     | BS.16.MS                   | 3-1106056-3              |             |    |      |    |    |     |    |    |    |    |    |    |      |    |              |             |    |    |    |    |  |  |                 |             |
|  |       |                     | BS.21.MS                   | 4-1106056-3              |             |    |      |    |    |     |    |    |    |    |    |    |      |    |              |             |    |    |    |    |  |  |                 |             |
|  |       |                     | BS.29.MS                   | 5-1106056-3              |             |    |      |    |    |     |    |    |    |    |    |    |      |    |              |             |    |    |    |    |  |  |                 |             |
|  |       |                     | BS.36.MS                   | 6-1106056-3              |             |    |      |    |    |     |    |    |    |    |    |    |      |    |              |             |    |    |    |    |  |  |                 |             |
|  |       |                     | BS.42.MS                   | 7-1106056-3              |             |    |      |    |    |     |    |    |    |    |    |    |      |    |              |             |    |    |    |    |  |  |                 |             |
|  |       | M16                 |                            | BS.M16.MS                | 1-1102773-6 |    |      |    |    |     |    |    |    |    |    |    |      |    |              |             |    |    |    |    |  |  |                 |             |
|  |       | M20                 |                            | BS.M20.MS                | 2-1102773-0 |    |      |    |    |     |    |    |    |    |    |    |      |    |              |             |    |    |    |    |  |  |                 |             |
|  |       | M25                 |                            | BS.M25.MS                | 2-1102773-5 |    |      |    |    |     |    |    |    |    |    |    |      |    |              |             |    |    |    |    |  |  |                 |             |
|  | M32   |                     | BS.M32.MS                  | 3-1102773-2              |             |    |      |    |    |     |    |    |    |    |    |    |      |    |              |             |    |    |    |    |  |  |                 |             |
|  | M40   |                     | BS.M40.MS                  | 4-1102773-0              |             |    |      |    |    |     |    |    |    |    |    |    |      |    |              |             |    |    |    |    |  |  |                 |             |
|  | M50   |                     | BS.M50.MS                  | 5-1102773-0              |             |    |      |    |    |     |    |    |    |    |    |    |      |    |              |             |    |    |    |    |  |  |                 |             |
| <p><b>Zwischenstutzen-6kt. Messing vernickelt</b><br/>                     (O-Dichtring bitte separat bestellen)<br/> <b>Hexagonal adaptor brass, nickel-plated</b><br/>                     (please order O ring separately)</p>    <table border="1" data-bbox="544 1657 710 1885"> <thead> <tr> <th>PG</th> <th>L</th> <th>SW</th> </tr> </thead> <tbody> <tr><td>11</td><td>17</td><td>20</td></tr> <tr><td>13,5</td><td>19</td><td>22</td></tr> <tr><td>16</td><td>20</td><td>24</td></tr> <tr><td>21</td><td>22</td><td>30</td></tr> <tr><td>29</td><td>24,5</td><td>40</td></tr> <tr><td>36</td><td>28,5</td><td>50</td></tr> <tr><td>42</td><td>32</td><td>57</td></tr> </tbody> </table> | PG    | L                   | SW                         | 11                       | 17          | 20 | 13,5 | 19 | 22 | 16  | 20 | 24 | 21 | 22 | 30 | 29 | 24,5 | 40 | 36           | 28,5        | 50 | 42 | 32 | 57 |  |  | ZW.ST.11.SKT-MS | 1-1106057-4 |
|  | PG    | L                   | SW                         |                          |             |    |      |    |    |     |    |    |    |    |    |    |      |    |              |             |    |    |    |    |  |  |                 |             |
|  | 11    | 17                  | 20                         |                          |             |    |      |    |    |     |    |    |    |    |    |    |      |    |              |             |    |    |    |    |  |  |                 |             |
|  | 13,5  | 19                  | 22                         |                          |             |    |      |    |    |     |    |    |    |    |    |    |      |    |              |             |    |    |    |    |  |  |                 |             |
|  | 16    | 20                  | 24                         |                          |             |    |      |    |    |     |    |    |    |    |    |    |      |    |              |             |    |    |    |    |  |  |                 |             |
|  | 21    | 22                  | 30                         |                          |             |    |      |    |    |     |    |    |    |    |    |    |      |    |              |             |    |    |    |    |  |  |                 |             |
|  | 29    | 24,5                | 40                         |                          |             |    |      |    |    |     |    |    |    |    |    |    |      |    |              |             |    |    |    |    |  |  |                 |             |
|  | 36    | 28,5                | 50                         |                          |             |    |      |    |    |     |    |    |    |    |    |    |      |    |              |             |    |    |    |    |  |  |                 |             |
| 42   | 32    | 57                  |                            |                          |             |    |      |    |    |     |    |    |    |    |    |    |      |    |              |             |    |    |    |    |  |  |                 |             |
|  |       |                     | ZW.ST.13.SKT-MS            | 2-1106057-4              |             |    |      |    |    |     |    |    |    |    |    |    |      |    |              |             |    |    |    |    |  |  |                 |             |
|  |       |                     | ZW.ST.16.SKT-MS            | 3-1106057-4              |             |    |      |    |    |     |    |    |    |    |    |    |      |    |              |             |    |    |    |    |  |  |                 |             |
|  |       |                     | ZW.ST.21.SKT-MS            | 4-1106057-4              |             |    |      |    |    |     |    |    |    |    |    |    |      |    |              |             |    |    |    |    |  |  |                 |             |
|  |       |                     | ZW.ST.29.SKT-MS            | 5-1106057-4              |             |    |      |    |    |     |    |    |    |    |    |    |      |    |              |             |    |    |    |    |  |  |                 |             |
|  |       |                     | ZW.ST.36.SKT-MS            | 6-1106057-4              |             |    |      |    |    |     |    |    |    |    |    |    |      |    |              |             |    |    |    |    |  |  |                 |             |
|  |       |                     | ZW.ST.42.SKT-MS            | 7-1106057-4              |             |    |      |    |    |     |    |    |    |    |    |    |      |    |              |             |    |    |    |    |  |  |                 |             |

**Kabelverschraubungen und Zubehör/Cable fittings and accessories**

ERW-Erweiterung, REDU 6kt, Messing, vernickelt  
Adapter NPT-PG

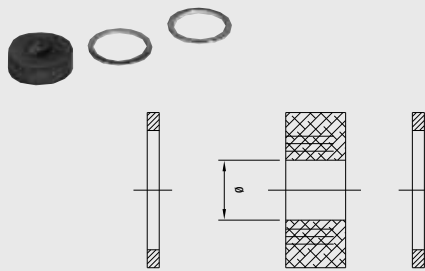
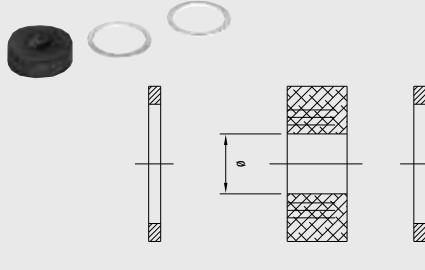


*ERW increasing piece, REDU hexagonal reducing piece, Brass, nickel plated  
Adaptor NPT-PG*

| Bezeichnung<br>Description   | Metr.  | PG   | Bestelltext<br>Designation | Bestell-Nr.<br>Order No. |      |      |      |      |      |      |      |      |      |      |      |    |        |      |    |        |    |    |  |   |    |    |    |    |    |   |   |    |    |    |    |    |    |    |    |  |   |  |
|--|--------|------|----------------------------|--------------------------|------|------|------|------|------|------|------|------|------|------|------|----|--------|------|----|--------|----|----|--|---|----|----|----|----|----|---|---|----|----|----|----|----|----|----|----|--|---|--|
| <p><b>ERW-Erweiterung</b> Messing vernickelt<br/><i>ERW increasing piece brass, nickel-plated</i></p>  <table border="1"> <thead> <tr> <th>PG</th> <th>P</th> <th>L</th> </tr> </thead> <tbody> <tr><td>11</td><td>13,5</td><td>11,5</td></tr> <tr><td>11</td><td>16</td><td>11,5</td></tr> <tr><td>13,5</td><td>16</td><td>12,5</td></tr> <tr><td>13,5</td><td>21</td><td>12,5</td></tr> <tr><td>16</td><td>21</td><td>14,5</td></tr> <tr><td>21</td><td>29</td><td>16</td></tr> <tr><td>29</td><td>36</td><td>19,5</td></tr> <tr><td>36</td><td>42</td><td>22</td></tr> </tbody> </table>   | PG     | P    | L                          | 11                       | 13,5 | 11,5 | 11   | 16   | 11,5 | 13,5 | 16   | 12,5 | 13,5 | 21   | 12,5 | 16 | 21     | 14,5 | 21 | 29     | 16 | 29 | 36   | 19,5  | 36 | 42 | 22 |    |    | 11\13,5<br>11\16<br>13,5\16<br>13,5\21<br>16\21<br>21\29<br>29\36<br>ERW.11/13.MS<br>ERW.11/16.MS<br>ERW.13/16.MS<br>ERW.13/21.MS<br>ERW.16/21.MS<br>ERW.21/29.MS<br>ERW.29/36.MS | 1-1106058-5<br>7-1106058-5<br>2-1106058-5<br>8-1106058-5<br>3-1106058-5<br>4-1106058-5<br>5-1106058-5 |    |    |    |    |    |    |    |    |  |   |  |
| PG   | P      | L    |                            |                          |      |      |      |      |      |      |      |      |      |      |      |    |        |      |    |        |    |    |  |   |    |    |    |    |    |   |   |    |    |    |    |    |    |    |    |  |   |  |
| 11   | 13,5   | 11,5 |                            |                          |      |      |      |      |      |      |      |      |      |      |      |    |        |      |    |        |    |    |  |   |    |    |    |    |    |   |   |    |    |    |    |    |    |    |    |  |   |  |
| 11   | 16     | 11,5 |                            |                          |      |      |      |      |      |      |      |      |      |      |      |    |        |      |    |        |    |    |  |   |    |    |    |    |    |   |   |    |    |    |    |    |    |    |    |  |   |  |
| 13,5   | 16     | 12,5 |                            |                          |      |      |      |      |      |      |      |      |      |      |      |    |        |      |    |        |    |    |  |   |    |    |    |    |    |   |   |    |    |    |    |    |    |    |    |  |   |  |
| 13,5   | 21     | 12,5 |                            |                          |      |      |      |      |      |      |      |      |      |      |      |    |        |      |    |        |    |    |  |   |    |    |    |    |    |   |   |    |    |    |    |    |    |    |    |  |   |  |
| 16   | 21     | 14,5 |                            |                          |      |      |      |      |      |      |      |      |      |      |      |    |        |      |    |        |    |    |  |   |    |    |    |    |    |   |   |    |    |    |    |    |    |    |    |  |   |  |
| 21   | 29     | 16   |                            |                          |      |      |      |      |      |      |      |      |      |      |      |    |        |      |    |        |    |    |  |   |    |    |    |    |    |   |   |    |    |    |    |    |    |    |    |  |   |  |
| 29   | 36     | 19,5 |                            |                          |      |      |      |      |      |      |      |      |      |      |      |    |        |      |    |        |    |    |  |   |    |    |    |    |    |   |   |    |    |    |    |    |    |    |    |  |   |  |
| 36   | 42     | 22   |                            |                          |      |      |      |      |      |      |      |      |      |      |      |    |        |      |    |        |    |    |  |   |    |    |    |    |    |   |   |    |    |    |    |    |    |    |    |  |   |  |
| <p><b>REDU-6kt. Reduzierung</b> Messing vernickelt<br/><i>REDU hexagonal reducing piece brass, nickel-plated</i></p>  <table border="1"> <thead> <tr> <th>PG</th> <th>P</th> <th>SW</th> </tr> </thead> <tbody> <tr><td>11</td><td>9</td><td>20</td></tr> <tr><td>13,5</td><td>9</td><td>24</td></tr> <tr><td>13,5</td><td>11</td><td>24</td></tr> <tr><td>16</td><td>11</td><td>24</td></tr> <tr><td>16</td><td>13,5</td><td>24</td></tr> <tr><td>21</td><td>13,5</td><td>32</td></tr> <tr><td>21</td><td>16</td><td>41</td></tr> <tr><td>29</td><td>16</td><td>41</td></tr> <tr><td>29</td><td>21</td><td>41</td></tr> <tr><td>36</td><td>21</td><td>50</td></tr> <tr><td>36</td><td>29</td><td>50</td></tr> <tr><td>42</td><td>29</td><td>60</td></tr> </tbody> </table> | PG     | P    | SW                         | 11                       | 9    | 20   | 13,5 | 9    | 24   | 13,5 | 11   | 24   | 16   | 11   | 24   | 16 | 13,5   | 24   | 21 | 13,5   | 32 | 21 | 16   | 41  | 29 | 16 | 41 | 29 | 21 | 41  | 36  | 21 | 50 | 36 | 29 | 50 | 42 | 29 | 60 |  | 13,5\9<br>13,5\11<br>16\11<br>16\13<br>21\13<br>21\16<br>29\16<br>29\21<br>36\21<br>36\29<br>REDU.13/09.MS.8<br>REDU.13/11.MS.8<br>REDU.16/11.MS.8<br>REDU.16/13.MS.8<br>REDU.21/13.MS.8<br>REDU.21/16.MS.8<br>REDU.29/16.MS.8<br>REDU.29/21.MS.8<br>REDU.36/21.MS.8<br>REDU.36/29.MS.8 | 8-1106062-6<br>2-1106062-6<br>9-1106062-6<br>3-1106062-6<br>0-1106062-6<br>4-1106062-6<br>0-1106062-7<br>5-1106062-6<br>1-1106062-7<br>6-1106062-6 |
| PG   | P      | SW   |                            |                          |      |      |      |      |      |      |      |      |      |      |      |    |        |      |    |        |    |    |  |   |    |    |    |    |    |   |   |    |    |    |    |    |    |    |    |  |   |  |
| 11   | 9      | 20   |                            |                          |      |      |      |      |      |      |      |      |      |      |      |    |        |      |    |        |    |    |  |   |    |    |    |    |    |   |   |    |    |    |    |    |    |    |    |  |   |  |
| 13,5   | 9      | 24   |                            |                          |      |      |      |      |      |      |      |      |      |      |      |    |        |      |    |        |    |    |  |   |    |    |    |    |    |   |   |    |    |    |    |    |    |    |    |  |   |  |
| 13,5   | 11     | 24   |                            |                          |      |      |      |      |      |      |      |      |      |      |      |    |        |      |    |        |    |    |  |   |    |    |    |    |    |   |   |    |    |    |    |    |    |    |    |  |   |  |
| 16   | 11     | 24   |                            |                          |      |      |      |      |      |      |      |      |      |      |      |    |        |      |    |        |    |    |  |   |    |    |    |    |    |   |   |    |    |    |    |    |    |    |    |  |   |  |
| 16   | 13,5   | 24   |                            |                          |      |      |      |      |      |      |      |      |      |      |      |    |        |      |    |        |    |    |  |   |    |    |    |    |    |   |   |    |    |    |    |    |    |    |    |  |   |  |
| 21   | 13,5   | 32   |                            |                          |      |      |      |      |      |      |      |      |      |      |      |    |        |      |    |        |    |    |  |   |    |    |    |    |    |   |   |    |    |    |    |    |    |    |    |  |   |  |
| 21   | 16     | 41   |                            |                          |      |      |      |      |      |      |      |      |      |      |      |    |        |      |    |        |    |    |  |   |    |    |    |    |    |   |   |    |    |    |    |    |    |    |    |  |   |  |
| 29   | 16     | 41   |                            |                          |      |      |      |      |      |      |      |      |      |      |      |    |        |      |    |        |    |    |  |   |    |    |    |    |    |   |   |    |    |    |    |    |    |    |    |  |   |  |
| 29   | 21     | 41   |                            |                          |      |      |      |      |      |      |      |      |      |      |      |    |        |      |    |        |    |    |  |   |    |    |    |    |    |   |   |    |    |    |    |    |    |    |    |  |   |  |
| 36   | 21     | 50   |                            |                          |      |      |      |      |      |      |      |      |      |      |      |    |        |      |    |        |    |    |  |   |    |    |    |    |    |   |   |    |    |    |    |    |    |    |    |  |   |  |
| 36   | 29     | 50   |                            |                          |      |      |      |      |      |      |      |      |      |      |      |    |        |      |    |        |    |    |  |   |    |    |    |    |    |   |   |    |    |    |    |    |    |    |    |  |   |  |
| 42   | 29     | 60   |                            |                          |      |      |      |      |      |      |      |      |      |      |      |    |        |      |    |        |    |    |  |   |    |    |    |    |    |   |   |    |    |    |    |    |    |    |    |  |   |  |
| <p><b>Adapter NPT-PG</b><br/><i>Adapter NPT-PG</i></p>  <table border="1"> <thead> <tr> <th>PG</th> <th>NPT</th> <th>L</th> </tr> </thead> <tbody> <tr><td>11</td><td>3/8"</td><td>14</td></tr> <tr><td>13,5</td><td>1/2"</td><td>18</td></tr> <tr><td>16</td><td>1/2"</td><td>18</td></tr> <tr><td>21</td><td>3/4"</td><td>18</td></tr> <tr><td>36</td><td>1 1/4"</td><td>20</td></tr> <tr><td>42</td><td>1 1/4"</td><td>18</td></tr> </tbody> </table>  | PG     | NPT  | L                          | 11                       | 3/8" | 14   | 13,5 | 1/2" | 18   | 16   | 1/2" | 18   | 21   | 3/4" | 18   | 36 | 1 1/4" | 20   | 42 | 1 1/4" | 18 |    | 11/3/8"<br>13,5/1/2"<br>16/1/2"<br>21/3/4"<br>36/1 1/4"<br>Ü-PG.11-NPT.3/8<br>Ü-PG.13-NPT.1/2<br>Ü-PG.16-NPT.1/2<br>Ü-PG.21-NPT.3/4<br>Ü-PG.36-NPT.1 1/4 | 1-1106066-8<br>2-1106066-8<br>3-1106066-8<br>4-1106066-8<br>6-1106066-8 |    |    |    |    |    |   |   |    |    |    |    |    |    |    |    |  |   |  |
| PG   | NPT    | L    |                            |                          |      |      |      |      |      |      |      |      |      |      |      |    |        |      |    |        |    |    |  |   |    |    |    |    |    |   |   |    |    |    |    |    |    |    |    |  |   |  |
| 11   | 3/8"   | 14   |                            |                          |      |      |      |      |      |      |      |      |      |      |      |    |        |      |    |        |    |    |  |   |    |    |    |    |    |   |   |    |    |    |    |    |    |    |    |  |   |  |
| 13,5   | 1/2"   | 18   |                            |                          |      |      |      |      |      |      |      |      |      |      |      |    |        |      |    |        |    |    |  |   |    |    |    |    |    |   |   |    |    |    |    |    |    |    |    |  |   |  |
| 16   | 1/2"   | 18   |                            |                          |      |      |      |      |      |      |      |      |      |      |      |    |        |      |    |        |    |    |  |   |    |    |    |    |    |   |   |    |    |    |    |    |    |    |    |  |   |  |
| 21   | 3/4"   | 18   |                            |                          |      |      |      |      |      |      |      |      |      |      |      |    |        |      |    |        |    |    |  |   |    |    |    |    |    |   |   |    |    |    |    |    |    |    |    |  |   |  |
| 36   | 1 1/4" | 20   |                            |                          |      |      |      |      |      |      |      |      |      |      |      |    |        |      |    |        |    |    |  |   |    |    |    |    |    |   |   |    |    |    |    |    |    |    |    |  |   |  |
| 42   | 1 1/4" | 18   |                            |                          |      |      |      |      |      |      |      |      |      |      |      |    |        |      |    |        |    |    |  |   |    |    |    |    |    |   |   |    |    |    |    |    |    |    |    |  |   |  |

**Kabelverschraubungen und Zubehör/Cable fittings and accessories**

**ERW-Erweiterung, REDU 6kt, Messing, vernickelt  
Adapter NPT-PG**

**ERW increasing piece, REDU hexagonal reducing piece, Brass, nickel plated  
Adaptor NPT-PG**

| Bezeichnung<br>Description  | Metr.  | PG              | Bestelltext<br>Designation | Bestell-Nr.<br>Order No. |             |      |      |      |      |    |                 |             |    |    |    |    |    |    |    |    |    |    |    |    |  |  |  |  |
|---|--|-----------------|----------------------------|--------------------------|-------------|------|------|------|------|----|-----------------|-------------|----|----|----|----|----|----|----|----|----|----|----|----|--|--|--|--|
| <b>Ausschneidbarer Dichtring</b> Neoprene schwarz, mit 2 Metall-Druckscheiben<br><i>Cut-out sealing ring Neoprene black 2 metal pressure rings</i>  <table border="1" data-bbox="635 642 801 859"> <thead> <tr> <th>PG</th> <th>D min</th> <th>D max</th> </tr> </thead> <tbody> <tr><td>11</td><td>7,5</td><td>12,5</td></tr> <tr><td>13,5</td><td>7,5</td><td>12,5</td></tr> <tr><td>16</td><td>7,5</td><td>15</td></tr> <tr><td>21</td><td>10</td><td>19</td></tr> <tr><td>29</td><td>18</td><td>27</td></tr> <tr><td>36</td><td>24</td><td>33</td></tr> <tr><td>42</td><td>30</td><td>39</td></tr> </tbody> </table> | PG   | D min           | D max                      | 11                       | 7,5         | 12,5 | 13,5 | 7,5  | 12,5 | 16 | 7,5             | 15          | 21 | 10 | 19 | 29 | 18 | 27 | 36 | 24 | 33 | 42 | 30 | 39 |  |  |  |  |
|   | PG   | D min           | D max                      |                          |             |      |      |      |      |    |                 |             |    |    |    |    |    |    |    |    |    |    |    |    |  |  |  |  |
|   | 11   | 7,5             | 12,5                       |                          |             |      |      |      |      |    |                 |             |    |    |    |    |    |    |    |    |    |    |    |    |  |  |  |  |
|   | 13,5   | 7,5             | 12,5                       |                          |             |      |      |      |      |    |                 |             |    |    |    |    |    |    |    |    |    |    |    |    |  |  |  |  |
|   | 16   | 7,5             | 15                         |                          |             |      |      |      |      |    |                 |             |    |    |    |    |    |    |    |    |    |    |    |    |  |  |  |  |
|   | 21   | 10              | 19                         |                          |             |      |      |      |      |    |                 |             |    |    |    |    |    |    |    |    |    |    |    |    |  |  |  |  |
|   | 29   | 18              | 27                         |                          |             |      |      |      |      |    |                 |             |    |    |    |    |    |    |    |    |    |    |    |    |  |  |  |  |
|   | 36   | 24              | 33                         |                          |             |      |      |      |      |    |                 |             |    |    |    |    |    |    |    |    |    |    |    |    |  |  |  |  |
|   | 42   | 30              | 39                         |                          |             |      |      |      |      |    |                 |             |    |    |    |    |    |    |    |    |    |    |    |    |  |  |  |  |
|   |  |                 | 11                         | ASD.11.N                 | 1-1106050-1 |      |      |      |      |    |                 |             |    |    |    |    |    |    |    |    |    |    |    |    |  |  |  |  |
|   |  | 13,5            | ASD.13.N                   | 2-1106050-1              |             |      |      |      |      |    |                 |             |    |    |    |    |    |    |    |    |    |    |    |    |  |  |  |  |
|   |  | 16              | ASD.16.N                   | 3-1106050-1              |             |      |      |      |      |    |                 |             |    |    |    |    |    |    |    |    |    |    |    |    |  |  |  |  |
|   |  | 21              | ASD.21.N                   | 4-1106050-1              |             |      |      |      |      |    |                 |             |    |    |    |    |    |    |    |    |    |    |    |    |  |  |  |  |
|   |  | 29              | ASD.29.N                   | 5-1106050-1              |             |      |      |      |      |    |                 |             |    |    |    |    |    |    |    |    |    |    |    |    |  |  |  |  |
|   |  | 36              | ASD.36.N                   | 6-1106050-1              |             |      |      |      |      |    |                 |             |    |    |    |    |    |    |    |    |    |    |    |    |  |  |  |  |
|   |  | 42              | ASD.42.N                   | 7-1106050-1              |             |      |      |      |      |    |                 |             |    |    |    |    |    |    |    |    |    |    |    |    |  |  |  |  |
| <b>Ausschneidbarer Dichtring für K-Serie</b><br><i>Cut-out sealing ring for K-series</i>  |  | 16              | ASD-K.16.N                 | 3-1106051-1              |             |      |      |      |      |    |                 |             |    |    |    |    |    |    |    |    |    |    |    |    |  |  |  |  |
|   |  | 21              | ASD-K.21.N                 | 4-1106051-1              |             |      |      |      |      |    |                 |             |    |    |    |    |    |    |    |    |    |    |    |    |  |  |  |  |
|   |  | 29              | ASD-K.29.N                 | 5-1106051-1              |             |      |      |      |      |    |                 |             |    |    |    |    |    |    |    |    |    |    |    |    |  |  |  |  |
| <b>Viton, mit 2 Kunststoff-Druckscheiben, für hohe Temperaturen</b><br><i>Viton, 2 plastic pressure rings for high temperatures</i>  <table border="1" data-bbox="635 1170 801 1388"> <thead> <tr> <th>PG</th> <th>D min</th> <th>D max</th> </tr> </thead> <tbody> <tr><td>11</td><td>7,5</td><td>12,5</td></tr> <tr><td>13,5</td><td>7,5</td><td>12,5</td></tr> <tr><td>16</td><td>7,5</td><td>15</td></tr> <tr><td>21</td><td>10</td><td>19</td></tr> <tr><td>29</td><td>18</td><td>27</td></tr> <tr><td>36</td><td>24</td><td>33</td></tr> <tr><td>42</td><td>30</td><td>39</td></tr> </tbody> </table>            | PG   | D min           | D max                      | 11                       | 7,5         | 12,5 | 13,5 | 7,5  | 12,5 | 16 | 7,5             | 15          | 21 | 10 | 19 | 29 | 18 | 27 | 36 | 24 | 33 | 42 | 30 | 39 |  |  |  |  |
|   | PG   | D min           | D max                      |                          |             |      |      |      |      |    |                 |             |    |    |    |    |    |    |    |    |    |    |    |    |  |  |  |  |
|   | 11   | 7,5             | 12,5                       |                          |             |      |      |      |      |    |                 |             |    |    |    |    |    |    |    |    |    |    |    |    |  |  |  |  |
|   | 13,5   | 7,5             | 12,5                       |                          |             |      |      |      |      |    |                 |             |    |    |    |    |    |    |    |    |    |    |    |    |  |  |  |  |
| 16  | 7,5  | 15              |                            |                          |             |      |      |      |      |    |                 |             |    |    |    |    |    |    |    |    |    |    |    |    |  |  |  |  |
| 21  | 10   | 19              |                            |                          |             |      |      |      |      |    |                 |             |    |    |    |    |    |    |    |    |    |    |    |    |  |  |  |  |
| 29  | 18   | 27              |                            |                          |             |      |      |      |      |    |                 |             |    |    |    |    |    |    |    |    |    |    |    |    |  |  |  |  |
| 36  | 24   | 33              |                            |                          |             |      |      |      |      |    |                 |             |    |    |    |    |    |    |    |    |    |    |    |    |  |  |  |  |
| 42  | 30   | 39              |                            |                          |             |      |      |      |      |    |                 |             |    |    |    |    |    |    |    |    |    |    |    |    |  |  |  |  |
|   |  | 11              | ASD-K.11.V                 | 1-1106052-1              |             |      |      |      |      |    |                 |             |    |    |    |    |    |    |    |    |    |    |    |    |  |  |  |  |
|   |  | 21              | ASD-K.21.V                 | 4-1106052-1              |             |      |      |      |      |    |                 |             |    |    |    |    |    |    |    |    |    |    |    |    |  |  |  |  |
|   |  | 36              | ASD-K.36.V                 | 6-1106052-1              |             |      |      |      |      |    |                 |             |    |    |    |    |    |    |    |    |    |    |    |    |  |  |  |  |
|   |  | 42              | ASD-K.42.V                 | 7-1106052-1              |             |      |      |      |      |    |                 |             |    |    |    |    |    |    |    |    |    |    |    |    |  |  |  |  |
| <b>O-Dichtringe Standard schwarz</b><br><i>O rings standard black</i>    | M20  | 11              | O-RING.11.SCHW             | 1-1106053-1              |             |      |      |      |      |    |                 |             |    |    |    |    |    |    |    |    |    |    |    |    |  |  |  |  |
|   |  | 13,5            | O-RING.13.SCHW             | 2-1106053-1              |             |      |      |      |      |    |                 |             |    |    |    |    |    |    |    |    |    |    |    |    |  |  |  |  |
|   | M25  | 16              | O-RING.16.SCHW             | 3-1106053-1              |             |      |      |      |      |    |                 |             |    |    |    |    |    |    |    |    |    |    |    |    |  |  |  |  |
|   | M32  | 21              | O-RING.21.SCHW             | 4-1106053-1              |             |      |      |      |      |    |                 |             |    |    |    |    |    |    |    |    |    |    |    |    |  |  |  |  |
|   | M40  | 29              | O-RING.29.SCHW             | 5-1106053-1              |             |      |      |      |      |    |                 |             |    |    |    |    |    |    |    |    |    |    |    |    |  |  |  |  |
|   | M50  | 36              | O-RING.36.SCHW             | 6-1106053-1              |             |      |      |      |      |    |                 |             |    |    |    |    |    |    |    |    |    |    |    |    |  |  |  |  |
| <b>O-Dichtringe Viton, für hohe Temperaturen bis 200° C</b><br>Dauertemperatur<br><i>O rings Viton, for high temperatures (up to 200° C permanent temperature)</i>  <table border="1" data-bbox="635 1522 801 1813"> <thead> <tr> <th>Innen-Durchmesser<br/>x Schnurstärke<br/>Inner diameter<br/>x ring diameter</th> </tr> </thead> <tbody> <tr><td>16x1,5</td></tr> <tr><td>18x1,5</td></tr> <tr><td>20x1,5</td></tr> <tr><td>26x2</td></tr> <tr><td>34x2</td></tr> <tr><td>44x2</td></tr> <tr><td>50x2</td></tr> </tbody> </table>   | Innen-Durchmesser<br>x Schnurstärke<br>Inner diameter<br>x ring diameter | 16x1,5          | 18x1,5                     | 20x1,5                   | 26x2        | 34x2 | 44x2 | 50x2 | M20  | 11 | O-RING.11.VITON | 1-1106053-2 |    |    |    |    |    |    |    |    |    |    |    |    |  |  |  |  |
|   | Innen-Durchmesser<br>x Schnurstärke<br>Inner diameter<br>x ring diameter |                 |                            |                          |             |      |      |      |      |    |                 |             |    |    |    |    |    |    |    |    |    |    |    |    |  |  |  |  |
|   | 16x1,5   |                 |                            |                          |             |      |      |      |      |    |                 |             |    |    |    |    |    |    |    |    |    |    |    |    |  |  |  |  |
|   | 18x1,5   |                 |                            |                          |             |      |      |      |      |    |                 |             |    |    |    |    |    |    |    |    |    |    |    |    |  |  |  |  |
| 20x1,5  |  |                 |                            |                          |             |      |      |      |      |    |                 |             |    |    |    |    |    |    |    |    |    |    |    |    |  |  |  |  |
| 26x2  |  |                 |                            |                          |             |      |      |      |      |    |                 |             |    |    |    |    |    |    |    |    |    |    |    |    |  |  |  |  |
| 34x2  |  |                 |                            |                          |             |      |      |      |      |    |                 |             |    |    |    |    |    |    |    |    |    |    |    |    |  |  |  |  |
| 44x2  |  |                 |                            |                          |             |      |      |      |      |    |                 |             |    |    |    |    |    |    |    |    |    |    |    |    |  |  |  |  |
| 50x2  |  |                 |                            |                          |             |      |      |      |      |    |                 |             |    |    |    |    |    |    |    |    |    |    |    |    |  |  |  |  |
|   | 13,5   | O-RING.13.VITON | 2-1106053-2                |                          |             |      |      |      |      |    |                 |             |    |    |    |    |    |    |    |    |    |    |    |    |  |  |  |  |
|   | M40  | 29              | O-RING.29.VITON            | 5-1106053-2              |             |      |      |      |      |    |                 |             |    |    |    |    |    |    |    |    |    |    |    |    |  |  |  |  |
|   | 42   | O-RING.42.VITON | 7-1106053-2                |                          |             |      |      |      |      |    |                 |             |    |    |    |    |    |    |    |    |    |    |    |    |  |  |  |  |

### HF-Modul/HF-Module

150 A HF 06-Kontakt

**Kontaktzahlen**  
**No. of contacts**

150 A HF 06-contact

**1 + 2**

**1000V/150A, 250V/10A**

| Bezeichnung<br>Description                                       | Bestelltext<br>Designation | Bestell-Nr./Order No.       |                               |
|--|----------------------------|-----------------------------|-------------------------------|
|  |                            | Stifteinsatz<br>Male insert | Buchseinsatz<br>Female insert |
| Oberteil für Stiftkontakte<br>Top part for male contacts         | MDL2.1+2.Sti.C             | 0-1103024-1                 |                               |
| Unterteil für Buchsenkontakte<br>Bottom part for female contacts | MDL2.1+2.Bu.C              |                             | 0-1103024-2                   |

Passende Crimpkontakte siehe Seite 34 + 41, Passende Crimpwerkzeuge siehe Seite 34 + 42  
Suitable Crimp contacts see page 34 + 41, Suitable Crimping tools see page 34 + 42

| Maßbild mm<br>Dimensions mm | Kontaktanordnung Anschlußseite: Oberteil<br>Contact arrangement termination side: top part | Kontaktanordnung Anschlußseite: Unterteil<br>Contact arrangement termination side: bottom part |
|-----------------------------|--|--|
|                             |  |  |

### HSS Modul/HSS Module

für HSS Crimp Kontakte

**Kontaktzahlen**  
**No. of contacts**

for HSS crimp contacts

**2 + 2**

**1000V/63A, 250V/10A**

| Bezeichnung<br>Description                                       | Bestelltext<br>Designation | Bestell-Nr./Order No.       |                               |
|--|----------------------------|-----------------------------|-------------------------------|
|  |                            | Stifteinsatz<br>Male insert | Buchseinsatz<br>Female insert |
| Oberteil für Stiftkontakte<br>Top part for male contacts         | MDL2.2+2.Sti.C             | 0-1103019-1                 |                               |
| Unterteil für Buchsenkontakte<br>Bottom part for female contacts | MDL2.2+2.Bu.C              |                             | 0-1103019-2                   |

Passende Crimpkontakte siehe Seite 34 + 41, Passende Crimpwerkzeuge siehe Seite 34 + 41  
Suitable Crimp contacts see page 34 + 41, Suitable Crimping tools see page 34 + 41

| Maßbild mm<br>Dimensions mm | Kontaktanordnung Anschlußseite: Oberteil<br>Contact arrangement termination side: top part | Kontaktanordnung Anschlußseite: Unterteil<br>Contact arrangement termination side: bottom part |
|-----------------------------|--|--|
|                             |  |  |

### HSM Modul/HSM Module

für HSM Crimp Kontakte

Kontaktzahlen  
No. of contacts

for HSM crimp contacts

**3 + 4**

1000V/40A, 250V/10A

| Bezeichnung<br>Description                                       | Bestelltext<br>Designation | Bestell-Nr./Order No.       |                               |
|--|----------------------------|-----------------------------|-------------------------------|
|  |                            | Stifteinsatz<br>Male insert | Buchseinsatz<br>Female insert |
| Oberteil für Stiftkontakte<br>Top part for male contacts         | MDL2.3+4.Sti.C             | 0-1103018-1                 |                               |
| Unterteil für Buchsenkontakte<br>Bottom part for female contacts | MDL2.3+4.Bu.C              |                             | 0-1103018-2                   |

Passende Crimpkontakte siehe Seite 34 + 40, Passende Crimpwerkzeuge siehe Seite 34 + 40  
Suitable Crimp contacts see page 34 + 40, Suitable Crimping tools see page 34 + 40

| Maßbild mm<br>Dimensions mm | Kontaktanordnung Anschlußseite: Oberteil<br>Contact arrangement termination side: top part | Kontaktanordnung Anschlußseite: Unterteil<br>Contact arrangement termination side: bottom part |
|-----------------------------|--|--|
|                             |  |  |

### HVT-Modul/HVT-Module

für HVT Crimp Kontakte

Kontaktzahlen  
No. of contacts

for HVT crimp contacts

**8**

400V/16A

| Bezeichnung<br>Description                                       | Bestelltext<br>Designation | Bestell-Nr./Order No.       |                               |
|--|----------------------------|-----------------------------|-------------------------------|
|  |                            | Stifteinsatz<br>Male insert | Buchseinsatz<br>Female insert |
| Oberteil für Stiftkontakte<br>Top part for male contacts         | MDL2.8.Sti.C               | 0-1103015-1                 |                               |
| Unterteil für Buchsenkontakte<br>Bottom part for female contacts | MDL2.8.Bu.C                |                             | 0-1103015-2                   |

Passende Crimpkontakte siehe Seite 38, Passende Crimpwerkzeuge siehe Seite 38  
Suitable Crimp contacts see page 38 Suitable Crimping tools see page 38

| Maßbild mm<br>Dimensions mm | Kontaktanordnung Anschlußseite: Oberteil<br>Contact arrangement termination side: top part | Kontaktanordnung Anschlußseite: Unterteil<br>Contact arrangement termination side: bottom part |
|-----------------------------|--|--|
|                             |  |  |

### HN.D-Modul/HN.D-Module



für HN.D Crimp Kontakte

for HN.D crimp contacts

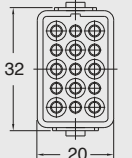
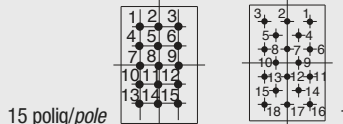
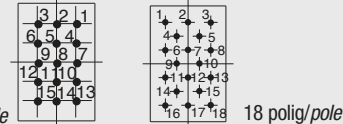
Kontaktzahlen  
No. of contacts

**15**

**400V/10A**

| Bezeichnung<br>Description  | Bestelltext<br>Designation  | Bestell-Nr./Order No.       |                               |
|---|---|-----------------------------|-------------------------------|
|   |   | Stifteinsatz<br>Male insert | Buchseinsatz<br>Female insert |
| Oberteil für Stiftkontakte<br>Top part for male contacts<br> | Unterteil für Buchsenkontakte<br>Bottom part for female contacts<br> | MDL2.HN.D.15.Sti.C          | 0-1103017-1                   |
|   |   | MDL2.HN.D.18.Sti.C          | 0-1103076-1                   |
|   | MDL2.HN.D.15.Bu.C   | 0-1103017-2                 |                               |
|   | MDL2.HN.D.18.Bu.C   | 0-1103076-2                 |                               |

Passende Crimpkontakte siehe Seite 34, Passende Crimpwerkzeuge siehe Seite 34  
Suitable Crimp contacts see page 34, Suitable Crimping tools see page 34

| Maßbild mm<br>Dimensions mm  | Kontaktanordnung Anschlußseite: Oberteil<br>Contact arrangement termination side: top part                                 | Kontaktanordnung Anschlußseite: Unterteil<br>Contact arrangement termination side: bottom part                              |
|--|--|---|
|  |  <p>15 polig/pole      18 polig/pole</p> |  <p>15 polig/pole      18 polig/pole</p> |

### HD-Modul/HD-Module

für HD.M Crimp Kontakte

for HD.M crimp contacts

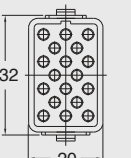
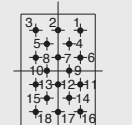
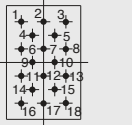
Kontaktzahlen  
No. of contacts

**18**

**250V/10A**

| Bezeichnung<br>Description  | Bestelltext<br>Designation  | Bestell-Nr./Order No.       |                               |
|---|---|-----------------------------|-------------------------------|
|   |   | Stifteinsatz<br>Male insert | Buchseinsatz<br>Female insert |
| Oberteil für Stiftkontakte<br>Top part for male contacts<br> | Unterteil für Buchsenkontakte<br>Bottom part for female contacts<br> | MDL2.HD.18.Sti.C            | 0-1103016-1                   |
|   |   | MDL2.HD.18.Bu.C             | 0-1103016-2                   |

Passende Crimpkontakte siehe Seite 35, Fiberkontakte siehe Seite 44, Passende Crimpwerkzeuge siehe Seite 35 + 44  
Suitable Crimp contacts see page 35, Suitable fiber contacts see page 44, Suitable Crimping tools see page 35 + 44

| Maßbild mm<br>Dimensions mm   | Kontaktanordnung Anschlußseite: Oberteil<br>Contact arrangement termination side: top part | Kontaktanordnung Anschlußseite: Unterteil<br>Contact arrangement termination side: bottom part |
|---|--|--|
|  |         |           |

### Dynamic 2800 Modul/Dynamic 2800 Module



für Dynamic Kontakte

Kontaktzahlen  
No. of contacts

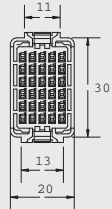


for Dynamic contacts

**30**

250V/5A

| Bezeichnung<br>Description  | Bestelltext<br>Designation | Bestell-Nr./Order No.       |                               |
|---|----------------------------|-----------------------------|-------------------------------|
|   |                            | Stifteinsatz<br>Male insert | Buchseinsatz<br>Female insert |
| Oberteil für Stiftkontakte<br>Top part for male contacts<br>         | Dynamic D-2800 Rec Hsg 30p | 0-1747365-1                 |                               |
| Unterteil für Buchsenkontakte<br>Bottom part for female contacts<br> |                            |                             |                               |
|   | Dynamic D-2800 Tab Hsg 30p |                             | 0-1747366-1                   |

Passende Kontakte siehe Seite 33, Passende Werkzeuge siehe Seite 33  
Suitable Contacts see page 33, Suitable tools see page 33

| Maßbild mm<br>Dimensions mm  | Kontaktanordnung Anschlußseite: Oberteil<br>Contact arrangement termination side: top part | Kontaktanordnung Anschlußseite: Unterteil<br>Contact arrangement termination side: bottom part |
|--|--|--|
|  |          |            |

### Dynamic 3800 Modul/Dynamic 3800 Module

für Dynamic Kontakte

Kontaktzahlen  
No. of contacts

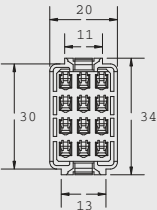

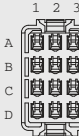
for Dynamic contacts

**12**

600V/8A

| Bezeichnung<br>Description  | Bestelltext<br>Designation | Bestell-Nr./Order No.       |                               |
|---|----------------------------|-----------------------------|-------------------------------|
|   |                            | Stifteinsatz<br>Male insert | Buchseinsatz<br>Female insert |
| Oberteil für Stiftkontakte<br>Top part for male contacts<br>         | Dynamic D-3800             | 0-1747363-1                 |                               |
| Unterteil für Buchsenkontakte<br>Bottom part for female contacts<br> |                            |                             |                               |
|   | Dynamic D-3800             |                             | 0-1747364-1                   |

Passende Kontakte siehe Seite 33, Passende Werkzeuge siehe Seite 33  
Suitable Contacts see page 33, Suitable tools see page 33

| Maßbild mm<br>Dimensions mm   | Kontaktanordnung Anschlußseite: Oberteil<br>Contact arrangement termination side: top part | Kontaktanordnung Anschlußseite: Unterteil<br>Contact arrangement termination side: bottom part |
|---|--|--|
|  |         |           |

### Twinax-Modul/Twinax-Module

für HVT Kontakte

**Kontaktzahlen**  
**No. of contacts**

for HVT contacts

**4**

**150V/16A**

| Bezeichnung<br>Description                                       | Bestelltext<br>Designation | Bestell-Nr./Order No.       |                               |
|--|----------------------------|-----------------------------|-------------------------------|
|  |                            | Stifteinsatz<br>Male insert | Buchseinsatz<br>Female insert |
| Oberteil für Stiftkontakte<br>Top part for male contacts         | MDL2.TX4.5,4.Sti.C         | 0-1103023-1                 |                               |
|  | MDL2.TX4.8,5.Sti.C         | 0-1103022-1                 |                               |
| Unterteil für Buchsenkontakte<br>Bottom part for female contacts | MDL2.TX.MVB.Sti.C          | 0-1108785-1                 |                               |
|  | MDL2.TX4.5,4.Bu.C          |                             | 0-1103023-2                   |
|  | MDL2.TX4.8,5.Bu.C          |                             | 0-1103022-2                   |
|  | MDL2.TX.MVB.Bu.C           |                             | 0-1108786-1                   |

Passende Crimpkontakte siehe Seite 38, Passende Crimpwerkzeuge siehe Seite 38  
Suitable Crimp contacts see page 38, Suitable Crimping tools see page 38

| Maßbild mm<br>Dimensions mm | Kontaktanordnung Anschlußseite: Oberteil<br>Contact arrangement termination side: top part | Kontaktanordnung Anschlußseite: Unterteil<br>Contact arrangement termination side: bottom part |
|-----------------------------|--|--|
|                             |  |  |

### Koax-Modul/Coax-Module

für Coax Crimp Kontakte

**Kontaktzahlen**  
**No. of contacts**

for Coax crimp contacts

**6**

| Bezeichnung<br>Description                                       | Bestelltext<br>Designation | Bestell-Nr./Order No.       |                               |
|--|----------------------------|-----------------------------|-------------------------------|
|  |                            | Stifteinsatz<br>Male insert | Buchseinsatz<br>Female insert |
| Oberteil für Stiftkontakte<br>Top part for male contacts         | MDL2.KX.58/59.Sti          | 0-1103021-1                 |                               |
| Unterteil für Buchsenkontakte<br>Bottom part for female contacts | MDL2.KX.58/59.Bu           |                             | 0-1103021-2                   |

Passende Kontakte siehe Seite 43, Passende Werkzeuge siehe Seite 43  
Suitable contacts see page 43, Suitable tools see page 41



| Maßbild mm<br>Dimensions mm | Kontaktanordnung Anschlußseite: Oberteil<br>Contact arrangement termination side: top part | Kontaktanordnung Anschlußseite: Unterteil<br>Contact arrangement termination side: bottom part |
|-----------------------------|--|--|
|                             |  |  |



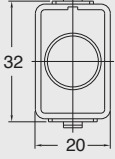
**Koax-VT-Modul/Coax-VT-Module**

**Kontaktzahlen  
No. of contacts**

**1**

| Bezeichnung<br>Description  | Bestelltext<br>Designation | Bestell-Nr./Order No.       |                               |
|---|----------------------------|-----------------------------|-------------------------------|
|   |                            | Stifteinsatz<br>Male insert | Buchseinsatz<br>Female insert |
| Oberteil für Stiftkontakte<br>Top part for male contacts<br>         | MDL2.KX.VT.Sti             | 0-1103020-1                 |                               |
| Unterteil für Buchsenkontakte<br>Bottom part for female contacts<br> | MDL2.KX.VT.Bu              |                             | 0-1103020-2                   |




Passende Coax Kontakte siehe Seite 43 (Typ KX.VT)  
 Suitable Coax contacts see page 43 (Type KX.VT)

| Maßbild mm<br>Dimensions mm  |
|--|
|  |

**Kontaktzahlen  
No. of contacts**

**8**

**Ethernet Anwendung mit RJ45/Ethernet application with RJ45**

| Bezeichnung<br>Description   | Bestelltext<br>Designation           | Bestell-Nr./Order No.      |             |
|--|--------------------------------------|----------------------------|-------------|
|  |                                      | Jack                       | Plug        |
| Oberteil/Top part<br>     | MDL2.45.Jack.5e*<br>MDL2.45.Jack.2** | 0-1108812-1<br>0-1108812-2 |             |
| Unterteil/Bottom part<br> | MDL2.45.Plug                         |                            | 0-1108813-1 |
|                           | MJ Plug ,Cat5                        |                            | 5-569550-4  |

\*CAT5e  
 \*\*CAT2

Passendes Werkzeug: 1-853400-0  
 Suitable tool: 1-853400-0

**Pneumatik Modul/Pneumatic Module**

**10 bar**

**Kontaktzahlen  
No. of contacts**

**2 + 2**


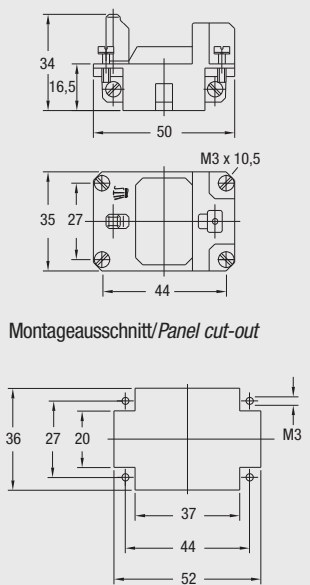

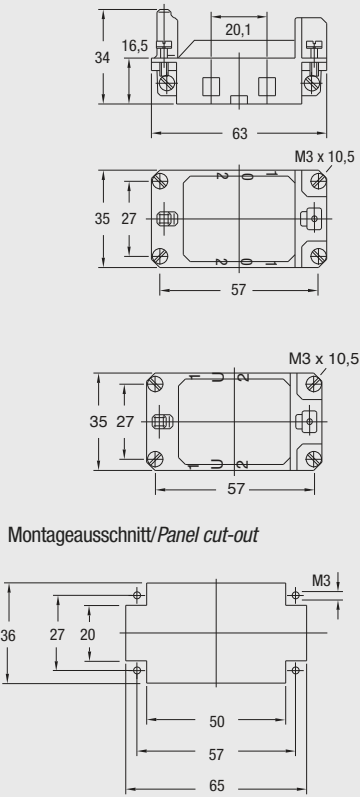
| Bezeichnung<br>Description       | Bestelltext<br>Designation           | Bestell-Nr./Order No.       |                               |
|----------------------------------|--------------------------------------|-----------------------------|-------------------------------|
|                                  |                                      | Stifteinsatz<br>Male insert | Buchseinsatz<br>Female insert |
| Oberteil/Top part                | MDL2-AIR.Sti*                        | 0-1103025-1                 |                               |
| Unterteil/Bottom part            | MDL2-AIR.Bu*                         |                             | 0-1103025-2                   |
| Kontakte/contacts                | AIR.Sti.4mm,VA                       | 0-1105354-1                 |                               |
|                                  | AIR.Bu.V4VA mit Ventil/with valve    |                             | 0-1105355-1                   |
|                                  | AIR.Bu.4VA ohne Ventil/without valve |                             | 0-1105355-2                   |
| Ausdrückwerkzeug/Extraction tool | Ausdrückwerkzeug                     | 0-1102985-1                 |                               |

| Maßbild mm<br>Dimensions mm | Kontaktanordnung Anschlußseite: Oberteil<br>Contact arrangement termination side: top part | Kontaktanordnung Anschlußseite: Unterteil<br>Contact arrangement termination side: bottom part |
|-----------------------------|--|--|
|                             |  |  |


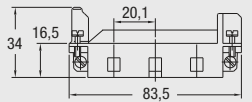
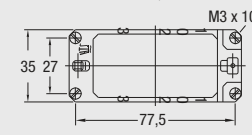
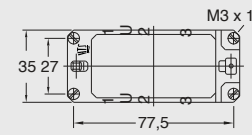
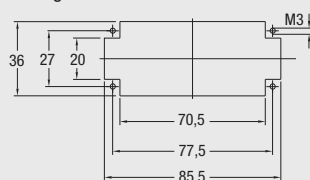

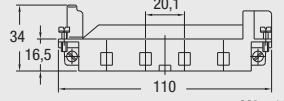
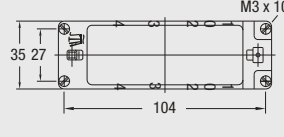
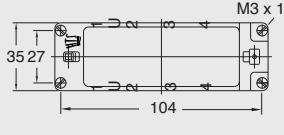
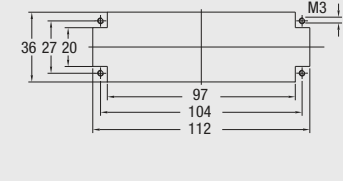
**Erdmodul/Earth-Module, Blindmodul/Blind-Module**

| Bezeichnung<br>Description   | Bestelltext<br>Designation | Bestell-Nr./Order No. |                          |
|--|----------------------------|-----------------------|--------------------------|
|  |                            | Oberteil<br>Top part  | Unterteil<br>Bottom part |
| Blindmodul/Blind module<br>Modulkörper für Erdkontaktierung (für Stift und Buchse verwendbar)<br>Modular block for earth | MDL.E.C-6mm                | 0-1110957-1           |                          |
| <p>Passende Kontakte siehe Seite 42<br/>Suitable contacts see page 42</p>  | MDL2.Blindmodul            | 0-1103014-1           |                          |

**Modul Halterahmen/Module Fixing Frame** **Baugröße/Size 3/4**


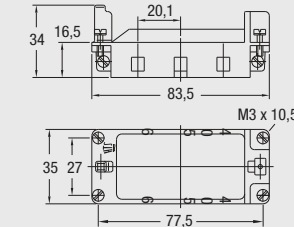
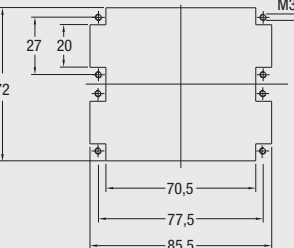

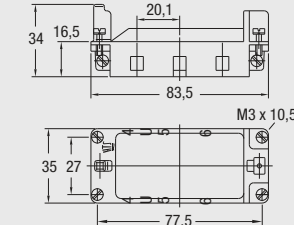

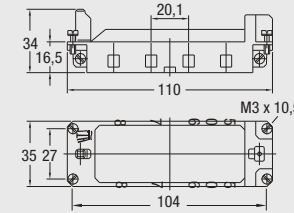
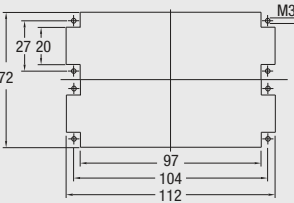

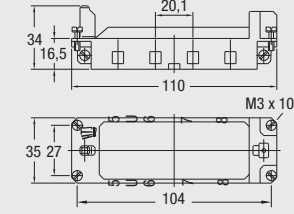
| Bezeichnung<br>Description   | Bestelltext<br>Designation             | Bestell-Nr./Order No.<br>Oberteil<br>Top part      Unterteil<br>Bottom part |             |
|--|--|---|-------------|
| <p>Halterahmen/Fixing frame</p>  <p>Für Modul MDL Seite 194–203<br/>For module MDL page 194–203</p>  <p>Montageausschnitt/Panel cut-out</p>    | MDL2-GR.0/U-3                          | 0-1108784-1   | 0-1108784-1 |
| <p>Halterahmen/Fixing frame</p>  <p>Für Modul MDL Seite 194–203<br/>For module MDL page 194–203</p>  <p>Montageausschnitt/Panel cut-out</p> | MDL2-GR.0-4/B.1-2<br>MDL2-GR.U-4/B.1-2 | 0-1108783-1   | 0-1108783-2 |

**Modul Halterahmen/Module Fixing Frame** **Baugröße/Size 6/8**

| Bezeichnung<br>Description   | Bestelltext<br>Designation | Bestell-Nr./Order No.<br>Oberteil<br>Top part | Unterteil<br>Bottom part |
|--|----------------------------|---|--------------------------|
| <p>Halterahmen/Fixing frame</p>     <p>Montageausschnitt/Panel cut-out</p>  | MDL2-GR.0-6/B.1-3          | 0-1108782-1                                   |                          |
|  | MDL2-GR.U-6/B.1-3          |   | 0-1108782-2              |
|     <p>Montageausschnitt/Panel cut-out</p>                        | MDL2-GR.0-8/B.1-4          | 0-1108780-1                                   |                          |
|  | MDL2-GR.U-8/B.1-4          |   | 0-1108780-2              |

**Modul Halterahmen/Module Fixing Frame**

**Baugröße/Size 10/12**

| Bezeichnung<br>Description   | Bestelltext<br>Designation                     | Bestell-Nr./Order No.<br>Oberteil<br>Top part | Unterteil<br>Bottom part           |
|--|--|---|------------------------------------|
| <p>Halterahmen/Fixing frame</p>   <p>Montageausschnitt/Panel cut-out</p>  | <p>MDL2-GR.0-6/B.1-3<br/>MDL2-GR.0-6/B.4-6</p> | <p>0-1108782-1<br/>0-1108782-4</p>            |                                    |
|    | <p>MDL2-GR.U-6/B.1-3<br/>MDL2-GR.U-6/B.4-6</p> |   | <p>0-1108782-2<br/>0-1108782-5</p> |
|   <p>Montageausschnitt/Panel cut-out</p>                            | <p>MDL2-GR.0-8/B.1-4<br/>MDL2-GR.0-8/B.5-8</p> | <p>0-1108780-1<br/>0-1108780-6</p>            |                                    |
|    | <p>MDL2-GR.U-8/B.1-4<br/>MDL2-GR.U-8/B.5-8</p> |   | <p>0-1108780-2<br/>0-1108780-7</p> |



### HVS-HSS-Modul/HVS-HSS-Module

für HSS Crimp Kontakte  
for HSS crimp contacts

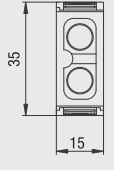


Kontaktzahlen  
No. of contacts

2

500V/63A

| Bezeichnung<br>Description  | Bestelltext<br>Designation | Bestell-Nr./Order No.       |                               |
|---|----------------------------|-----------------------------|-------------------------------|
|   |                            | Stifteinsatz<br>Male insert | Buchseinsatz<br>Female insert |
| Oberteil für Stiftkontakte<br>Top part for male contacts<br>         | HVS-HSS.2.Sti.C            | 0-1103275-1                 |                               |
| Unterteil für Buchsenkontakte<br>Bottom part for female contacts<br> | HVS-HSS.2.Bu.C             |                             | 0-1103274-1                   |

Passende Crimpkontakte siehe Seite 41, Passende Crimpwerkzeuge siehe Seite 41  
Suitable Crimp contacts see page 41, Suitable Crimping tools see page 41

| Maßbild mm<br>Dimensions mm  | Kontaktanordnung Anschlußseite: Oberteil<br>Contact arrangement termination side: top part | Kontaktanordnung Anschlußseite: Unterteil<br>Contact arrangement termination side: bottom part |
|--|--|--|
|  |          |            |



### HVS-HSK-Modul/HVS-HSK-Module

für HSK Crimp Kontakte  
for HSK crimp contacts

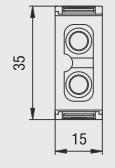

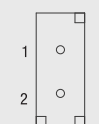
Kontaktzahlen  
No. of contacts

2

1000V/40A

| Bezeichnung<br>Description  | Bestelltext<br>Designation | Bestell-Nr./Order No.       |                               |
|---|----------------------------|-----------------------------|-------------------------------|
|   |                            | Stifteinsatz<br>Male insert | Buchseinsatz<br>Female insert |
| Oberteil für Stiftkontakte<br>Top part for male contacts<br>         | HVS-HSK.2.Sti.C            | 0-1103270-1                 |                               |
| Unterteil für Buchsenkontakte<br>Bottom part for female contacts<br> | HVS-HSK.2.Bu.C             |                             | 0-1103271-1                   |

Passende Crimpkontakte siehe Seite 39, Passende Crimpwerkzeuge siehe Seite 39  
Suitable Crimp contacts see page 39, Suitable Crimping tools see page 39

| Maßbild mm<br>Dimensions mm   | Kontaktanordnung Anschlußseite: Oberteil<br>Contact arrangement termination side: top part | Kontaktanordnung Anschlußseite: Unterteil<br>Contact arrangement termination side: bottom part |
|---|--|--|
|  |         |           |

### HVS-HSK-Modul/HVS-HSK-Module



für HSK Crimp Kontakte

**Kontaktzahlen**  
**No. of contacts**

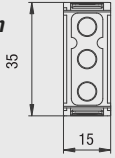


for HSK crimp contacts

**3**

**690V/40A**

| Bezeichnung<br>Description  | Bestelltext<br>Designation | Bestell-Nr./Order No.       |                               |
|---|----------------------------|-----------------------------|-------------------------------|
|   |                            | Stifteinsatz<br>Male insert | Buchseinsatz<br>Female insert |
| Oberteil für Stiftkontakte<br>Top part for male contacts<br>         | HVS-HSK.3.Sti.C            | 0-1103272-1                 |                               |
| Unterteil für Buchsenkontakte<br>Bottom part for female contacts<br> | HVS-HSK.3.Bu.C             |                             | 0-1103273-1                   |

Passende Crimpkontakte siehe Seite 39, Passende Crimpwerkzeuge siehe Seite 39  
 Suitable Crimp contacts see page 39, Suitable Crimping tools see page 39

| Maßbild mm<br>Dimensions mm  | Kontaktanordnung Anschlußseite: Oberteil<br>Contact arrangement termination side: top part | Kontaktanordnung Anschlußseite: Unterteil<br>Contact arrangement termination side: bottom part |
|--|--|--|
|  |          |            |

### HVS-HE 5-Modul/HVS-HE 5-Module



für HE Spring Clamp Kontakte

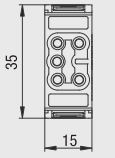

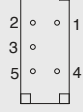
**Kontaktzahlen**  
**No. of contacts**

for HE spring clamp contacts

**5**

**400V/16A**

| Bezeichnung<br>Description  | Bestelltext<br>Designation | Bestell-Nr./Order No.       |                               |
|---|----------------------------|-----------------------------|-------------------------------|
|   |                            | Stifteinsatz<br>Male insert | Buchseinsatz<br>Female insert |
| Oberteil für Stiftkontakte<br>Top part for male contacts<br>         | HVS-HE.5.Sti.SC            | 0-1103133-1                 |                               |
| Unterteil für Buchsenkontakte<br>Bottom part for female contacts<br> | HVS-HE.5.Bu.SC             |                             | 0-1103134-1                   |

| Maßbild mm<br>Dimensions mm   | Kontaktanordnung Anschlußseite: Oberteil<br>Contact arrangement termination side: top part | Kontaktanordnung Anschlußseite: Unterteil<br>Contact arrangement termination side: bottom part |
|---|--|--|
|  |         |           |

### HVS-HE 6-Modul/HVS-HE 6-Module



für HE Crimp Kontakte

**Kontaktzahlen**  
**No. of contacts**

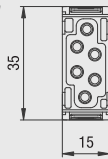


for HE crimp contacts

**6**

**500V/16A**

| Bezeichnung<br>Description  | Bestelltext<br>Designation | Bestell-Nr./Order No.       |                               |
|---|----------------------------|-----------------------------|-------------------------------|
|   |                            | Stifteinsatz<br>Male insert | Buchseinsatz<br>Female insert |
| Oberteil für Stiftkontakte<br>Top part for male contacts<br>         | HVS-HE.6.Sti.C             | 0-1103244-1                 |                               |
| Unterteil für Buchsenkontakte<br>Bottom part for female contacts<br> | HVS-HE.6.Bu.C              |                             | 0-1103245-1                   |

Passende Crimpkontakte siehe Seite 37, Passende Crimpwerkzeuge siehe Seite 37  
Suitable Crimp contacts see page 37, Suitable Crimping tools see page 37

| Maßbild mm<br>Dimensions mm  | Kontaktanordnung Anschlußseite: Oberteil<br>Contact arrangement termination side: top part | Kontaktanordnung Anschlußseite: Unterteil<br>Contact arrangement termination side: bottom part |
|--|--|--|
|  |          |            |

### HVS-HE 8-Modul/HVS-HE 8-Module



für HE Crimp Kontakte

**Kontaktzahlen**  
**No. of contacts**

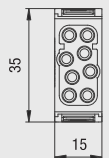
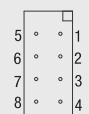
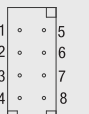
for HE crimp contacts

**8**

**400V/16A**

| Bezeichnung<br>Description  | Bestelltext<br>Designation | Bestell-Nr./Order No.       |                               |
|---|----------------------------|-----------------------------|-------------------------------|
|   |                            | Stifteinsatz<br>Male insert | Buchseinsatz<br>Female insert |
| Oberteil für Stiftkontakte<br>Top part for male contacts<br>         | HVS-HE.8.Sti.C             | 0-1103140-1                 |                               |
| Unterteil für Buchsenkontakte<br>Bottom part for female contacts<br> | HVS-HE.8.Bu.C              |                             | 0-1103141-1                   |

Passende Crimpkontakte siehe Seite 37, Passende Crimpwerkzeuge siehe Seite 37  
Suitable Crimp contacts see page 37, Suitable Crimping tools see page 37

| Maßbild mm<br>Dimensions mm   | Kontaktanordnung Anschlußseite: Oberteil<br>Contact arrangement termination side: top part | Kontaktanordnung Anschlußseite: Unterteil<br>Contact arrangement termination side: bottom part |
|---|--|--|
|  |         |           |



### HVS-HE 20-Modul/HVS-HE 20-Module



für HE Crimp Kontakte

**Kontaktzahlen**  
**No. of contacts**

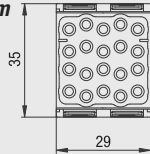

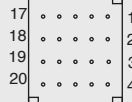
for HE crimp contacts

**20**

**500V/16A**

| Bezeichnung<br>Description  | Bestelltext<br>Designation | Bestell-Nr./Order No.       |                               |
|---|----------------------------|-----------------------------|-------------------------------|
|   |                            | Stifteinsatz<br>Male insert | Buchseinsatz<br>Female insert |
| Oberteil für Stiftkontakte<br>Top part for male contacts<br>         | HVS-HE.20.Sti.C            | 0-1103144-1                 |                               |
| Unterteil für Buchsenkontakte<br>Bottom part for female contacts<br> | HVS-HE.20.Bu.C             |                             | 0-1103145-1                   |

Passende Crimpkontakte siehe Seite 37, Passende Crimpwerkzeuge siehe Seite 37  
Suitable Crimp contacts see page 37, Suitable Crimping tools see page 37

| Maßbild mm<br>Dimensions mm  | Kontaktanordnung Anschlußseite: Oberteil<br>Contact arrangement termination side: top part | Kontaktanordnung Anschlußseite: Unterteil<br>Contact arrangement termination side: bottom part |
|--|--|--|
|  |          |            |

### HVS-HN.D.12-Modul/HVS-HN.D.12-Module



für HN.D Crimp Kontakte

**Kontaktzahlen**  
**No. of contacts**

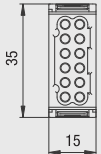
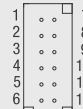
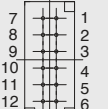
for HN.D crimp contacts

**12**

**250V/10A**

| Bezeichnung<br>Description  | Bestelltext<br>Designation | Bestell-Nr./Order No.       |                               |
|---|----------------------------|-----------------------------|-------------------------------|
|   |                            | Stifteinsatz<br>Male insert | Buchseinsatz<br>Female insert |
| Oberteil für Stiftkontakte<br>Top part for male contacts<br>         | HVS-HN.D.12.Sti.C          | 0-1103277-1                 |                               |
| Unterteil für Buchsenkontakte<br>Bottom part for female contacts<br> | HVS-HN.D.12.Bu.C           |                             | 0-1103276-1                   |

Passende Crimpkontakte siehe Seite 34, Passende Crimpwerkzeuge siehe Seite 34  
Suitable Crimp contacts see page 34, Suitable Crimping tools see page 34

| Maßbild mm<br>Dimensions mm   | Kontaktanordnung Anschlußseite: Oberteil<br>Contact arrangement termination side: top part | Kontaktanordnung Anschlußseite: Unterteil<br>Contact arrangement termination side: bottom part |
|---|--|--|
|  |         |           |

### HVS-HN.D.17-Modul/HVS-HN.D.17-Module



für HN.D Crimp Kontakte

**Kontaktzahlen**  
**No. of contacts**

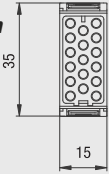
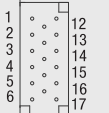
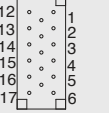
for HN.D crimp contacts

**17**

**250V/10A**

| Bezeichnung<br>Description   | Bestelltext<br>Designation | Bestell-Nr./Order No.       |                               |
|--|----------------------------|-----------------------------|-------------------------------|
|  |                            | Stifteinsatz<br>Male insert | Buchseinsatz<br>Female insert |
| Oberteil für Stiftkontakte<br><i>Top part for male contacts</i><br>         | HVS-HN.D.17.Sti.C          | 0-1103278-1                 |                               |
| Unterteil für Buchsenkontakte<br><i>Bottom part for female contacts</i><br> | HVS-HN.D.17.Bu.C           |                             | 0-1103279-1                   |

Passende Crimpkontakte siehe Seite 34, Passende Crimpwerkzeuge siehe Seite 34  
*Suitable Crimp contacts see page 34, Suitable Crimping tools see page 34*

| Maßbild mm<br>Dimensions mm  | Kontaktanordnung Anschlußseite: Oberteil<br>Contact arrangement termination side: top part | Kontaktanordnung Anschlußseite: Unterteil<br>Contact arrangement termination side: bottom part |
|--|--|--|
|  |          |            |

### HVS-MM.17-Modul/HVS-MM.17-Module



für HD Crimp Kontakte, POF Optische Kontakte

**Kontaktzahlen**  
**No. of contacts**

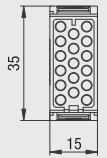
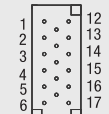
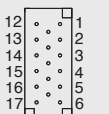
for HD crimp contacts, POF Fiber contacts

**17**

**250V/10A**

| Bezeichnung<br>Description   | Bestelltext<br>Designation | Bestell-Nr./Order No.       |                               |
|--|----------------------------|-----------------------------|-------------------------------|
|  |                            | Stifteinsatz<br>Male insert | Buchseinsatz<br>Female insert |
| Oberteil für Stiftkontakte<br><i>Top part for male contacts</i><br>         | HVS-MM.17.Sti.C            | 0-1103280-1                 |                               |
| Unterteil für Buchsenkontakte<br><i>Bottom part for female contacts</i><br> | HVS-MM.17.Bu.C             |                             | 0-1103281-1                   |

Passende Crimpkontakte siehe Seite 35 + 44, Passende Crimpwerkzeuge siehe Seite 35 + 44  
*Suitable Crimp contacts see page 35 + 44, Suitable Crimping tools see page 35 + 44*

| Maßbild mm<br>Dimensions mm   | Kontaktanordnung Anschlußseite: Oberteil<br>Contact arrangement termination side: top part | Kontaktanordnung Anschlußseite: Unterteil<br>Contact arrangement termination side: bottom part |
|---|--|--|
|  |         |           |

### HVS-S20 DF-Modul/HVS-S20 DF-Module

für Sub D Crimp Kontakte

Kontaktzahlen  
No. of contacts

for Sub D crimp contacts

**25**

50V/5A

| Bezeichnung<br>Description                                       | Bestelltext<br>Designation | Bestell-Nr./Order No.       |                               |
|--|----------------------------|-----------------------------|-------------------------------|
|  |                            | Stifteinsatz<br>Male insert | Buchseinsatz<br>Female insert |
| Oberteil für Stiftkontakte<br>Top part for male contacts         | HVS-S20DF.25.Sti.C         | 0-1103260-1                 |                               |
| Unterteil für Buchsenkontakte<br>Bottom part for female contacts | HVS-S20DF.25.Bu.C          |                             | 0-1103261-1                   |

Passende Crimpkontakte siehe Seite 32, Passende Crimpwerkzeuge siehe Seite 32  
Suitable Crimp contacts see page 32, Suitable Crimping tools see page 32

| Maßbild mm<br>Dimensions mm | Kontaktanordnung Anschlußseite: Oberteil<br>Contact arrangement termination side: top part | Kontaktanordnung Anschlußseite: Unterteil<br>Contact arrangement termination side: bottom part |
|-----------------------------|--|--|
|                             |  |  |

### HVS-TX-Modul/HVS-TX-Module

für HN.D Crimp Kontakte

Kontaktzahlen  
No. of contacts

for HN.D crimp contacts

**2**

50V/10A, 50V/5A

| Bezeichnung<br>Description                                       | Bestelltext<br>Designation | Bestell-Nr./Order No.       |                               |
|--|----------------------------|-----------------------------|-------------------------------|
|  |                            | Stifteinsatz<br>Male insert | Buchseinsatz<br>Female insert |
| Oberteil für Stiftkontakte<br>Top part for male contacts         | HVS-TX.2.Sti               | 0-1103267-1                 |                               |
| Unterteil für Buchsenkontakte<br>Bottom part for female contacts | HVS-TX.HN.D.4.Sti.C        | 0-1103283-1                 |                               |
|  | HVS-TX.S20DF.8.Sti.C       | 0-1103291-1                 |                               |
|  | HVS-TX.2.Bu                |                             | 0-1103269-1                   |
|  | HVS-TX.HN.D.4.Bu.C         |                             | 0-1103286-1                   |
|  | HVS-TX.S20DF.8.Bu.C        |                             | 0-1103297-1                   |

Passende HN.D Crimpkontakte siehe Seite 34, passende S20DF Crimpkontakte siehe Seite 32, Passende Crimpwerkzeuge siehe Seite 32/34  
Suitable HN.D Crimp contacts see page 34, suitable S20DF Crimp contacts see page 32, Suitable Crimping tools see page 32/34

| Maßbild mm<br>Dimensions mm | Kontaktanordnung Anschlußseite: Oberteil<br>Contact arrangement termination side: top part | Kontaktanordnung Anschlußseite: Unterteil<br>Contact arrangement termination side: bottom part |
|-----------------------------|--|--|
|                             |  |  |

### HVS-MVB-Modul/HVS-MVB-Module

für HN.D Crimp Kontakte

Kontaktzahlen  
No. of contacts

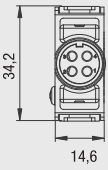


for HN.D crimp contacts

4/8

50V/10A, 50V/5A

| Bezeichnung<br>Description  | Bestelltext<br>Designation  | Bestell-Nr./Order No.       |                               |
|---|---|-----------------------------|-------------------------------|
|   |   | Stifteinsatz<br>Male insert | Buchseinsatz<br>Female insert |
| Oberteil für Stiftkontakte<br>Top part for male contacts<br> | Unterteil für Buchsenkontakte<br>Bottom part for female contacts<br> | HVS-MVB.HND.4.Sti.C         | 0-1103251-1                   |
|   |   | HVS-MVB.S20DF.8.Sti.C       | 0-1103258-1                   |
|   | HVS-MVB.HND.4.Bu.C  |                             | 0-1103253-1                   |
|   | HVS-MVB.S20DF.8.Bu.C  |                             | 0-1103259-1                   |

Passende HN.D Crimpkontakte siehe Seite 34, passende S20DF Crimpkontakte siehe Seite 32, Passende Crimpwerkzeuge siehe Seite 32/34  
Suitable HN.D Crimp contacts see page 34, suitable S20DF Crimp contacts see page 32, Suitable Crimping tools see page 32/34

| Maßbild mm<br>Dimensions mm  | Kontaktanordnung Anschlußseite: Oberteil<br>Contact arrangement termination side: top part | Kontaktanordnung Anschlußseite: Unterteil<br>Contact arrangement termination side: bottom part |
|--|--|--|
|  |          |             |

### HVS-Air-Modul/HVS-Air-Module

für Air Kontakte

Kontaktzahlen  
No. of contacts

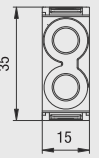

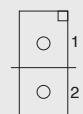
for Air contacts

2


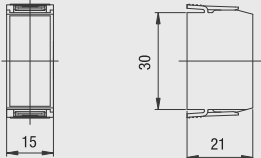
10 bar

| Bezeichnung<br>Description  | Bestelltext<br>Designation  | Bestell-Nr./Order No.       |                               |
|---|---|-----------------------------|-------------------------------|
|   |   | Stifteinsatz<br>Male insert | Buchseinsatz<br>Female insert |
| Oberteil für Stiftkontakte<br>Top part for male contacts<br> | Unterteil für Buchsenkontakte<br>Bottom part for female contacts<br> | HVS-Air.2.Sti               | 0-1103246-1                   |
|   |   | HVS-Air.2.Bu                | 0-1103247-1                   |

Passende Kontakte siehe Seite 200  
Suitable Contacts see page 200


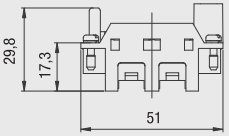
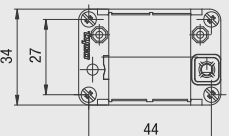
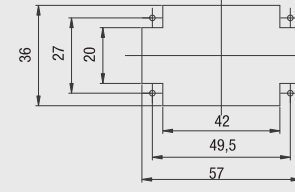

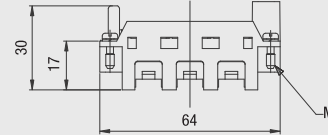
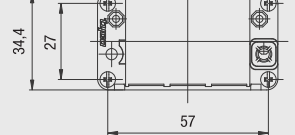
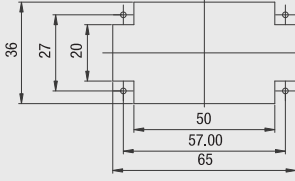
| Maßbild mm<br>Dimensions mm   | Kontaktanordnung Anschlußseite: Oberteil<br>Contact arrangement termination side: top part | Kontaktanordnung Anschlußseite: Unterteil<br>Contact arrangement termination side: bottom part |
|---|--|--|
|  |         |           |

**Blindmodul/Blind-Module**


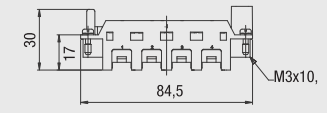
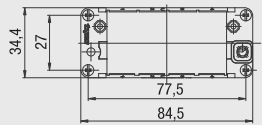
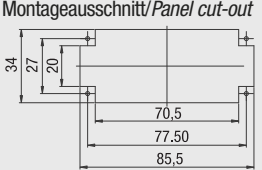

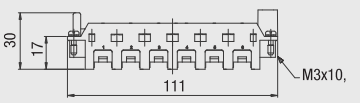
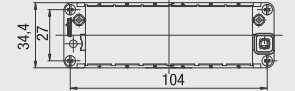


| Bezeichnung<br>Description   | Bestelltext<br>Designation | Bestell-Nr./Order No. |
|--|----------------------------|-----------------------|
| Blindmodul/Blind module<br>  | HVS-Blindmodul             | 0-1103266-1           |

**Modul Halterahmen/Module Fixing Frame**

**Baugröße/Size 3/4**

| Bezeichnung<br>Description   | Bestelltext<br>Designation | Bestell-Nr./Order No.<br>Oberteil<br>Top part      Unterteil<br>Bottom part |  |
|--|----------------------------|---|--|
| Halterahmen/Fixing frame<br>             | HVS-R.O 1-2                | 0-1103250-7   |  |
|    | HVS-R.U 1-2                | 0-1103250-8   |  |
| Montageausschnitt/Panel cut-out<br>   | HVS-R.O 1-3                | 0-1103250-5   |  |
|                                      | HVS-R.U 1-3                | 0-1103250-6   |  |
|  Montageausschnitt/Panel cut-out<br> |                            |   |  |


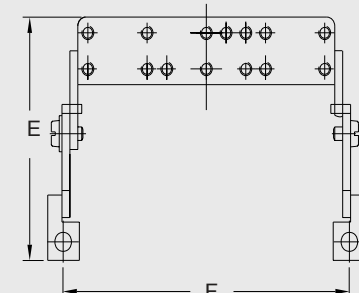
**Modul Halterahmen/Module Fixing Frame** **Baugröße/Size 6/8**

| Bezeichnung<br>Description   | Bestelltext<br>Designation | Bestell-Nr./Order No.<br>Oberteil<br>Top part      Unterteil<br>Bottom part |  |
|--|----------------------------|---|--|
| <p>Halterahmen/Fixing frame</p>    <p>Montageausschnitt/Panel cut-out</p>  | HVS-R.O 1-4                | 0-1103250-3   |  |
|  | HVS-R.U 1-4                | 0-1103250-4   |  |
|    <p>Montageausschnitt/Panel cut-out</p>                           | HVS-R.O 1-6                | 0-1103250-1   |  |
|  | HVS-R.U 1-6                | 0-1103250-2   |  |
| <p>Kodierset für Modulrahmen Serie HVS mit 36 Kodiermöglichkeiten<br/>Coding set for Module fixing frames Series HVS with 36 coding possibilities</p>   | Codeset HVS                | 530341-1  |  |




## Schirmkontaktbügel/Screen termination

zur nachträglichen Montage am Modulrahmen Serie MDL.2

or post-assembly on Module fixing frame series MDL.2

| Bezeichnung<br>Description   | Maßbild mm<br>Dimensions mm  | Bestelltext<br>Designation | Bestell-Nr.<br>Order No. |
|--|--|----------------------------|--------------------------|
| <br>Schirmkontaktbügel, schwenkbar<br>Screen termination, rotatable | <br>Maß/Measure mm<br>E F |                            |                          |
| Baugröße/Size 3  | 45,4 36  | MDL.2-SBS.Bg3              | 2-1106310-9              |
| Baugröße/Size 4  | 45,4 52  | MDL.2-SBS.Bg4              | 2-1106311-9              |
| Baugröße/Size 6  | 45,4 72,5  | MDL.2-SBS.Bg6              | 2-1106312-9              |
| Baugröße/Size 8  | 53,9 96  | MDL.2-SBS.Bg8              | 2-1106313-9              |

## Zubehör für Schirmkontaktbügel/Accessories for screen termination

|  |   |   |
|--|---|---|
| <br>Schellenset<br>Cable clamp        | Schellenset/Cable clamp<br>4,5mm<br>5mm<br>6mm<br>7mm<br>8mm<br>9mm<br>10mm | 1-1106302-9<br>2-1106302-9<br>3-1106302-9<br>4-1106302-9<br>5-1106302-9<br>6-1106302-9<br>7-1106302-9 |
| <br>Erdungsband<br>Grounding terminal | Erdungsband<br>Grounding terminal<br>Set 90mm<br>Set 120mm<br>Set 220mm     | 1-1106303-9<br>2-1106303-9<br>3-1106303-9   |
| <br>Schrauben-Set<br>Screw set        | Schrauben-Set/Screw set   | 1-1106304-9   |

Sortiert nach Tyco-PN/Sorted by Tyco PN

| Best-Nr.    | Seite | Best-Nr.    | Seite | Best-Nr.    | Seite | Best-Nr.    | Seite | Best-Nr.    | Seite | Best-Nr.    | Seite |
|-------------|-------|-------------|-------|-------------|-------|-------------|-------|-------------|-------|-------------|-------|
| 0-0045740-2 | 43    | 0-1102897-2 | 82    | 0-1103170-2 | 51    | 0-1106407-2 | 54    | 0-1106431-3 | 90    | 0-1106451-8 | 116   |
| 0-0090364-2 | 44    | 0-1102898-1 | 82    | 0-1103171-1 | 51    | 0-1106408-1 | 53    | 0-1106431-4 | 96    | 0-1106451-9 | 124   |
| 0-0100281-1 | 44    | 0-1102898-2 | 82    | 0-1103171-2 | 51    | 0-1106408-2 | 53    | 0-1106431-5 | 87    | 0-1106452-1 | 116   |
| 0-0100281-2 | 44    | 0-1102899-1 | 73    | 0-1103172-1 | 52    | 0-1106408-3 | 53    | 0-1106431-7 | 90    | 0-1106452-2 | 120   |
| 0-0100606-2 | 44    | 0-1102918-1 | 67    | 0-1103172-2 | 52    | 0-1106409-1 | 65    | 0-1106431-7 | 92    | 0-1106452-3 | 118   |
| 0-0163083-7 | 35    | 0-1102918-2 | 67    | 0-1103173-1 | 52    | 0-1106410-1 | 65    | 0-1106431-8 | 96    | 0-1106452-4 | 115   |
| 0-0164160-4 | 35    | 0-1102919-1 | 67    | 0-1103173-2 | 52    | 0-1106410-2 | 64    | 0-1106432-1 | 94    | 0-1106452-5 | 120   |
| 0-0164161-4 | 35    | 0-1102919-2 | 67    | 0-1103174-1 | 52    | 0-1106411-1 | 63    | 0-1106432-2 | 89    | 0-1106452-6 | 118   |
| 0-0164161-9 | 35    | 0-1102920-1 | 116   | 0-1103174-2 | 52    | 0-1106411-2 | 63    | 0-1106432-3 | 94    | 0-1106452-7 | 116   |
| 0-0166824-2 | 35    | 0-1102921-1 | 44    | 0-1103176-1 | 184   | 0-1106411-6 | 63    | 0-1106432-4 | 89    | 0-1106452-8 | 120   |
| 0-0216341-1 | 44    | 0-1102978-2 | 177   | 0-1103176-2 | 184   | 0-1106412-1 | 65    | 0-1106433-1 | 91    | 0-1106452-9 | 118   |
| 0-0216342-1 | 44    | 0-1102983-1 | 150   | 0-1103244-1 | 206   | 0-1106413-1 | 65    | 0-1106433-2 | 94    | 0-1106453-1 | 126   |
| 0-0305183-8 | 43    | 0-1102985-1 | 200   | 0-1103245-1 | 206   | 0-1106413-2 | 64    | 0-1106433-3 | 93    | 0-1106454-1 | 125   |
| 0-0501198-1 | 44    | 0-1103014-1 | 200   | 0-1103246-1 | 210   | 0-1106414-1 | 63    | 0-1106433-4 | 88    | 0-1106454-2 | 125   |
| 0-0539744-2 | 35    | 0-1103015-1 | 195   | 0-1103247-1 | 210   | 0-1106414-2 | 63    | 0-1106433-5 | 91    | 0-1106455-1 | 131   |
| 0-0734423-1 | 44    | 0-1103015-2 | 195   | 0-1103250-1 | 138   | 0-1106415-2 | 80    | 0-1106433-6 | 94    | 0-1106455-2 | 130   |
| 0-1102075-1 | 113   | 0-1103016-1 | 196   | 0-1103250-1 | 212   | 0-1106415-3 | 80    | 0-1106433-7 | 93    | 0-1106456-1 | 130   |
| 0-1102076-1 | 113   | 0-1103016-2 | 196   | 0-1103250-2 | 171   | 0-1106416-3 | 79    | 0-1106433-8 | 88    | 0-1106456-2 | 131   |
| 0-1102077-1 | 137   | 0-1103017-1 | 196   | 0-1103250-2 | 212   | 0-1106416-4 | 79    | 0-1106434-1 | 87    | 0-1106456-3 | 130   |
| 0-1102081-1 | 182   | 0-1103017-2 | 196   | 0-1103250-3 | 114   | 0-1106417-1 | 76    | 0-1106434-2 | 92    | 0-1106456-4 | 131   |
| 0-1102082-1 | 182   | 0-1103018-1 | 195   | 0-1103250-3 | 212   | 0-1106417-2 | 76    | 0-1106434-3 | 90    | 0-1106459-1 | 130   |
| 0-1102192-1 | 176   | 0-1103018-2 | 195   | 0-1103250-4 | 171   | 0-1106418-1 | 75    | 0-1106434-4 | 87    | 0-1106459-2 | 131   |
| 0-1102192-2 | 176   | 0-1103019-1 | 194   | 0-1103250-4 | 212   | 0-1106418-2 | 74    | 0-1106434-5 | 92    | 0-1106459-3 | 130   |
| 0-1102194-1 | 46    | 0-1103019-2 | 194   | 0-1103250-5 | 86    | 0-1106418-3 | 75    | 0-1106434-6 | 90    | 0-1106459-4 | 131   |
| 0-1102195-1 | 46    | 0-1103020-1 | 199   | 0-1103250-5 | 211   | 0-1106418-4 | 74    | 0-1106434-7 | 87    | 0-1106460-2 | 151   |
| 0-1102677-1 | 137   | 0-1103020-2 | 199   | 0-1103250-6 | 159   | 0-1106418-5 | 78    | 0-1106434-8 | 92    | 0-1106461-3 | 150   |
| 0-1102789-1 | 39    | 0-1103021-1 | 198   | 0-1103250-6 | 211   | 0-1106418-6 | 78    | 0-1106434-9 | 90    | 0-1106461-4 | 150   |
| 0-1102790-1 | 39    | 0-1103021-2 | 198   | 0-1103250-7 | 72    | 0-1106419-1 | 73    | 0-1106435-1 | 99    | 0-1106461-8 | 150   |
| 0-1102792-1 | 150   | 0-1103022-1 | 198   | 0-1103250-7 | 201   | 0-1106419-2 | 73    | 0-1106436-1 | 98    | 0-1106462-2 | 150   |
| 0-1102836-1 | 176   | 0-1103022-2 | 198   | 0-1103250-7 | 211   | 0-1106419-3 | 73    | 0-1106436-2 | 98    | 0-1106463-1 | 147   |
| 0-1102836-2 | 176   | 0-1103023-1 | 198   | 0-1103250-8 | 159   | 0-1106419-4 | 73    | 0-1106436-3 | 98    | 0-1106463-2 | 141   |
| 0-1102837-1 | 176   | 0-1103023-2 | 198   | 0-1103250-8 | 201   | 0-1106419-5 | 77    | 0-1106436-4 | 98    | 0-1106463-3 | 147   |
| 0-1102837-2 | 176   | 0-1103024-1 | 194   | 0-1103250-8 | 211   | 0-1106419-6 | 77    | 0-1106436-5 | 98    | 0-1106464-1 | 143   |
| 0-1102838-1 | 176   | 0-1103024-2 | 194   | 0-1103251-1 | 210   | 0-1106420-1 | 73    | 0-1106436-6 | 98    | 0-1106464-2 | 146   |
| 0-1102838-2 | 176   | 0-1103025-1 | 200   | 0-1103258-1 | 210   | 0-1106420-2 | 77    | 0-1106437-1 | 105   | 0-1106464-3 | 146   |
| 0-1102839-1 | 176   | 0-1103025-2 | 200   | 0-1103260-1 | 209   | 0-1106420-3 | 77    | 0-1106438-1 | 105   | 0-1106464-4 | 141   |
| 0-1102839-3 | 176   | 0-1103028-1 | 189   | 0-1103261-1 | 209   | 0-1106421-1 | 76    | 0-1106438-2 | 104   | 0-1106464-5 | 143   |
| 0-1102839-4 | 176   | 0-1103028-2 | 189   | 0-1103266-1 | 211   | 0-1106421-2 | 76    | 0-1106439-1 | 103   | 0-1106464-6 | 146   |
| 0-1102840-1 | 176   | 0-1103070-1 | 55    | 0-1103267-1 | 209   | 0-1106422-1 | 75    | 0-1106439-2 | 103   | 0-1106464-7 | 146   |
| 0-1102840-2 | 176   | 0-1103071-1 | 55    | 0-1103269-1 | 209   | 0-1106422-2 | 75    | 0-1106440-1 | 105   | 0-1106464-8 | 141   |
| 0-1102840-3 | 176   | 0-1103072-1 | 57    | 0-1103270-1 | 204   | 0-1106422-3 | 75    | 0-1106441-1 | 105   | 0-1106465-1 | 140   |
| 0-1102840-4 | 176   | 0-1103072-2 | 57    | 0-1103271-1 | 204   | 0-1106422-4 | 75    | 0-1106441-2 | 104   | 0-1106465-2 | 145   |
| 0-1102855-1 | 35    | 0-1103073-1 | 56    | 0-1103272-1 | 205   | 0-1106422-5 | 78    | 0-1106442-1 | 103   | 0-1106465-3 | 142   |
| 0-1102855-1 | 44    | 0-1103073-2 | 56    | 0-1103273-1 | 205   | 0-1106423-1 | 74    | 0-1106442-2 | 103   | 0-1106465-4 | 139   |
| 0-1102855-2 | 34    | 0-1103073-3 | 56    | 0-1103274-1 | 204   | 0-1106423-2 | 73    | 0-1106443-1 | 126   | 0-1106465-5 | 144   |
| 0-1102855-3 | 38    | 0-1103073-4 | 56    | 0-1103275-1 | 204   | 0-1106423-3 | 74    | 0-1106444-1 | 125   | 0-1106465-6 | 142   |
| 0-1102855-4 | 40    | 0-1103074-1 | 59    | 0-1103276-1 | 207   | 0-1106423-4 | 73    | 0-1106444-2 | 125   | 0-1106465-7 | 140   |
| 0-1102855-5 | 41    | 0-1103074-2 | 59    | 0-1103277-1 | 207   | 0-1106423-5 | 77    | 0-1106445-2 | 126   | 0-1106465-8 | 145   |
| 0-1102855-6 | 34    | 0-1103074-3 | 59    | 0-1103278-1 | 208   | 0-1106424-1 | 80    | 0-1106446-3 | 125   | 0-1106466-7 | 148   |
| 0-1102855-6 | 35    | 0-1103074-4 | 59    | 0-1103279-1 | 208   | 0-1106424-2 | 80    | 0-1106446-4 | 125   | 0-1106466-8 | 148   |
| 0-1102855-6 | 37    | 0-1103074-5 | 59    | 0-1103280-1 | 208   | 0-1106425-1 | 79    | 0-1106447-1 | 122   | 0-1106467-1 | 140   |
| 0-1102855-6 | 38    | 0-1103074-6 | 59    | 0-1103281-1 | 208   | 0-1106425-2 | 79    | 0-1106447-2 | 117   | 0-1106467-4 | 139   |
| 0-1102855-6 | 39    | 0-1103076-1 | 196   | 0-1103283-1 | 209   | 0-1106425-3 | 79    | 0-1106447-4 | 117   | 0-1106467-5 | 144   |
| 0-1102855-6 | 40    | 0-1103076-2 | 196   | 0-1103286-1 | 209   | 0-1106425-4 | 79    | 0-1106448-1 | 119   | 0-1106467-7 | 140   |
| 0-1102855-6 | 44    | 0-1103091-1 | 55    | 0-1103291-1 | 209   | 0-1106425-6 | 79    | 0-1106448-2 | 122   | 0-1106468-1 | 147   |
| 0-1102855-7 | 37    | 0-1103092-1 | 58    | 0-1103297-1 | 209   | 0-1106426-2 | 99    | 0-1106448-3 | 121   | 0-1106468-2 | 141   |
| 0-1102855-8 | 39    | 0-1103092-2 | 58    | 0-1104700-1 | 113   | 0-1106427-3 | 98    | 0-1106448-4 | 116   | 0-1106469-1 | 143   |
| 0-1102856-1 | --    | 0-1103092-3 | 58    | 0-1104701-1 | 113   | 0-1106427-4 | 98    | 0-1106448-5 | 119   | 0-1106469-2 | 146   |
| 0-1102858-1 | --    | 0-1103092-4 | 58    | 0-1105354-1 | 200   | 0-1106428-1 | 94    | 0-1106448-6 | 122   | 0-1106469-3 | 146   |
| 0-1102860-1 | --    | 0-1103092-5 | 58    | 0-1105355-1 | 200   | 0-1106428-2 | 89    | 0-1106448-7 | 121   | 0-1106469-4 | 141   |
| 0-1102862-1 | --    | 0-1103092-6 | 58    | 0-1105355-2 | 200   | 0-1106428-4 | 89    | 0-1106448-9 | 116   | 0-1106469-5 | 143   |
| 0-1102874-1 | 50    | 0-1103092-7 | 58    | 0-1106062-6 | 192   | 0-1106429-1 | 91    | 0-1106449-1 | 115   | 0-1106469-6 | 146   |
| 0-1102877-1 | 153   | 0-1103092-8 | 58    | 0-1106062-7 | 192   | 0-1106429-2 | 94    | 0-1106449-2 | 120   | 0-1106469-7 | 146   |
| 0-1102877-2 | 153   | 0-1103092-9 | 58    | 0-1106258-3 | 185   | 0-1106429-3 | 93    | 0-1106449-3 | 118   | 0-1106469-8 | 141   |
| 0-1102879-1 | 154   | 0-1103095-1 | 55    | 0-1106258-4 | 185   | 0-1106429-4 | 88    | 0-1106449-4 | 115   | 0-1106469-9 | 97    |
| 0-1102879-2 | 154   | 0-1103096-1 | 55    | 0-1106259-3 | 185   | 0-1106429-5 | 91    | 0-1106449-5 | 120   | 0-1106470-1 | 140   |
| 0-1102886-1 | 133   | 0-1103108-1 | 101   | 0-1106259-4 | 185   | 0-1106429-6 | 94    | 0-1106449-6 | 118   | 0-1106470-2 | 145   |
| 0-1102886-1 | 170   | 0-1103108-1 | 128   | 0-1106401-2 | 54    | 0-1106429-7 | 93    | 0-1106449-7 | 115   | 0-1106470-3 | 142   |
| 0-1102886-2 | 170   | 0-1103109-1 | 101   | 0-1106401-3 | 54    | 0-1106429-8 | 88    | 0-1106449-8 | 120   | 0-1106470-4 | 139   |
| 0-1102886-4 | 133   | 0-1103109-1 | 128   | 0-1106401-4 | 54    | 0-1106429-9 | 97    | 0-1106449-9 | 118   | 0-1106470-5 | 144   |
| 0-1102887-1 | 133   | 0-1103133-1 | 205   | 0-1106402-2 | 53    | 0-1106430-1 | 87    | 0-1106450-1 | 122   | 0-1106470-6 | 142   |
| 0-1102887-1 | 170   | 0-1103134-1 | 205   | 0-1106402-3 | 53    | 0-1106430-2 | 92    | 0-1106450-2 | 117   | 0-1106470-7 | 140   |
| 0-1102887-2 | 170   | 0-1103140-1 | 206   | 0-1106403-1 | 50    | 0-1106430-3 | 90    | 0-1106450-3 | 122   | 0-1106470-8 | 145   |
| 0-1102887-4 | 133   | 0-1103141-1 | 206   | 0-1106404-1 | 50    | 0-1106430-4 | 87    | 0-1106450-4 | 117   | 0-1106470-9 | 142   |
| 0-1102892-1 | 48    | 0-1103144-1 | 207   | 0-1106404-3 | 50    | 0-1106430-5 | 92    | 0-1106451-1 | 119   | 0-1106471-9 | 148   |
| 0-1102893-1 | 48    | 0-1103145-1 | 207   | 0-1106405-1 | 49    | 0-1106430-6 | 90    | 0-1106451-2 | 122   | 0-1106472-1 | 151   |
| 0-1102895-1 | 107   | 0-1103155-1 | 56    | 0-1106405-2 | 46    | 0-1106430-7 | 87    | 0-1106451-3 | 121   | 0-1106472-2 | 151   |
| 0-1102895-3 | 107   | 0-1103155-2 | 56    | 0-1106405-3 | 49    | 0-1106430-8 | 92    | 0-1106451-4 | 116   | 0-1106473-1 | 150   |
| 0-1102896-1 | 107   | 0-1103169-1 | 51    | 0-1106406-1 | 49    | 0-1106430-9 | 90    | 0-1106451-5 | 119   | 0-1106473-2 | 150   |
| 0-1102896-3 | 107   | 0-1103169-2 | 51    | 0-1106406-3 | 49    | 0-1106431-1 | 87    | 0-1106451-6 | 122   | 0-1106473-3 | 150   |
| 0-1102897-1 | 82    | 0-1103170-1 | 51    | 0-1106407-1 | 54    | 0-1106431-2 | 92    | 0-1106451-7 | 121   | 0-1106473-4 | 150   |



Sortiert nach Tyco-PN/Sorted by Tyco PN

| Best-Nr.    | Seite | Best-Nr.    | Seite | Best-Nr.    | Seite | Best-Nr.    | Seite | Best-Nr.    | Seite | Best-Nr.    | Seite |
|-------------|-------|-------------|-------|-------------|-------|-------------|-------|-------------|-------|-------------|-------|
| 0-1106474-1 | 150   | 0-1108782-2 | 114   | 1-1102106-2 | 49    | 1-1102271-2 | 93    | 1-1102352-1 | 160   | 1-1102519-2 | 94    |
| 0-1106474-2 | 150   | 0-1108782-2 | 159   | 1-1102107-2 | 49    | 1-1102271-8 | 96    | 1-1102352-2 | 164   | 1-1102523-2 | 94    |
| 0-1106475-2 | 161   | 0-1108782-2 | 202   | 1-1102109-2 | 50    | 1-1102274-1 | 88    | 1-1102352-8 | 165   | 1-1102523-6 | 91    |
| 0-1106476-1 | 162   | 0-1108782-2 | 203   | 1-1102110-2 | 50    | 1-1102274-2 | 93    | 1-1102354-1 | 161   | 1-1102525-2 | 94    |
| 0-1106476-2 | 164   | 0-1108782-4 | 159   | 1-1102112-2 | 50    | 1-1102274-8 | 97    | 1-1102354-8 | 165   | 1-1102527-2 | 94    |
| 0-1106476-4 | 161   | 0-1108782-4 | 203   | 1-1102114-2 | 50    | 1-1102276-1 | 88    | 1-1102356-1 | 161   | 1-1102530-7 | 103   |
| 0-1106476-5 | 162   | 0-1108782-5 | 159   | 1-1102117-7 | 63    | 1-1102276-2 | 93    | 1-1102356-8 | 165   | 1-1102533-7 | 103   |
| 0-1106476-8 | 161   | 0-1108782-5 | 203   | 1-1102120-7 | 63    | 1-1102276-8 | 97    | 1-1102359-1 | 161   | 1-1102536-7 | 103   |
| 0-1106477-1 | 160   | 0-1108783-1 | 86    | 1-1102121-2 | 64    | 1-1102279-1 | 89    | 1-1102360-2 | 164   | 1-1102539-7 | 103   |
| 0-1106477-2 | 163   | 0-1108783-2 | 86    | 1-1102122-2 | 64    | 1-1102279-2 | 94    | 1-1102360-6 | 162   | 1-1102541-2 | 104   |
| 0-1106477-4 | 160   | 0-1108784-1 | 72    | 1-1102124-2 | 64    | 1-1102282-1 | 89    | 1-1102362-2 | 164   | 1-1102543-2 | 104   |
| 0-1106477-5 | 163   | 0-1108784-1 | 201   | 1-1102126-2 | 64    | 1-1102282-2 | 94    | 1-1102362-6 | 162   | 1-1102545-2 | 104   |
| 0-1106477-6 | 162   | 0-1108785-1 | 198   | 1-1102128-2 | 65    | 1-1102283-2 | 93    | 1-1102364-6 | 162   | 1-1102547-2 | 104   |
| 0-1106477-7 | 160   | 0-1108786-1 | 198   | 1-1102130-2 | 65    | 1-1102283-6 | 91    | 1-1102373-7 | 172   | 1-1102549-2 | 105   |
| 0-1106477-8 | 163   | 0-1108794-2 | 59    | 1-1102133-2 | 65    | 1-1102286-2 | 94    | 1-1102376-7 | 172   | 1-1102551-2 | 105   |
| 0-1106480-1 | 167   | 0-1108795-1 | 57    | 1-1102136-7 | 103   | 1-1102286-6 | 91    | 1-1102379-7 | 172   | 1-1102553-2 | 105   |
| 0-1106480-2 | 167   | 0-1108795-2 | 57    | 1-1102139-7 | 103   | 1-1102288-2 | 94    | 1-1102382-7 | 172   | 1-1102555-2 | 105   |
| 0-1106481-1 | 173   | 0-1108795-3 | 57    | 1-1102140-2 | 104   | 1-1102288-6 | 91    | 1-1102385-7 | 172   | 1-1102561-2 | 105   |
| 0-1106481-2 | 173   | 0-1108795-4 | 57    | 1-1102141-2 | 104   | 1-1102291-1 | 140   | 1-1102388-7 | 172   | 1-1102564-1 | 118   |
| 0-1106481-4 | 173   | 0-1108795-4 | 59    | 1-1102143-2 | 104   | 1-1102291-2 | 145   | 1-1102389-2 | 173   | 1-1102564-3 | 123   |
| 0-1106482-1 | 172   | 0-1108808-1 | 55    | 1-1102145-2 | 104   | 1-1102291-8 | 149   | 1-1102391-2 | 173   | 1-1102564-6 | 115   |
| 0-1106482-2 | 172   | 0-1108812-1 | 199   | 1-1102147-2 | 105   | 1-1102292-1 | 118   | 1-1102393-2 | 173   | 1-1102564-7 | 120   |
| 0-1106482-4 | 172   | 0-1108812-2 | 199   | 1-1102149-2 | 105   | 1-1102292-3 | 123   | 1-1102395-2 | 173   | 1-1102567-1 | 118   |
| 0-1106482-6 | 172   | 0-1108813-1 | 199   | 1-1102152-2 | 105   | 1-1102292-6 | 115   | 1-1102397-2 | 173   | 1-1102567-3 | 123   |
| 0-1106515-1 | 178   | 0-1110505-1 | 182   | 1-1102155-1 | 131   | 1-1102292-7 | 120   | 1-1102405-3 | 148   | 1-1102567-6 | 115   |
| 0-1106516-1 | 178   | 0-1110661-3 | 185   | 1-1102155-6 | 130   | 1-1102295-1 | 118   | 1-1102408-3 | 148   | 1-1102567-7 | 120   |
| 0-1107196-1 | 186   | 0-1110661-4 | 185   | 1-1102158-1 | 131   | 1-1102295-6 | 115   | 1-1102411-6 | 139   | 1-1102570-1 | 118   |
| 0-1107196-2 | 186   | 0-1110684-3 | 185   | 1-1102158-6 | 130   | 1-1102295-7 | 120   | 1-1102411-7 | 144   | 1-1102570-6 | 116   |
| 0-1107196-3 | 186   | 0-1110684-4 | 185   | 1-1102160-1 | 130   | 1-1102296-1 | 116   | 1-1102414-6 | 140   | 1-1102570-7 | 120   |
| 0-1107197-1 | 186   | 0-1110939-3 | 178   | 1-1102162-1 | 130   | 1-1102296-2 | 121   | 1-1102416-7 | --    | 1-1102573-1 | 118   |
| 0-1107197-2 | 186   | 0-1110948-1 | 42    | 1-1102164-1 | 130   | 1-1102296-8 | 123   | 1-1102418-7 | --    | 1-1102573-6 | 116   |
| 0-1107197-3 | 186   | 0-1110949-1 | 42    | 1-1102165-1 | 131   | 1-1102299-1 | 116   | 1-1102419-2 | --    | 1-1102573-7 | 120   |
| 0-1107198-1 | 187   | 0-1110950-2 | 175   | 1-1102167-1 | 131   | 1-1102299-2 | 121   | 1-1102420-2 | --    | 1-1102575-1 | 116   |
| 0-1107198-2 | 187   | 0-1110950-4 | 175   | 1-1102169-1 | 131   | 1-1102299-8 | 124   | 1-1102422-2 | --    | 1-1102575-2 | 121   |
| 0-1107199-1 | 187   | 0-1110951-2 | 175   | 1-1102172-7 | 153   | 1-1102301-1 | 116   | 1-1102424-2 | --    | 1-1102577-1 | 116   |
| 0-1107199-2 | 187   | 0-1110951-4 | 175   | 1-1102175-7 | 153   | 1-1102301-2 | 121   | 1-1102427-7 | 63    | 1-1102577-2 | 121   |
| 0-1107200-1 | 187   | 0-1110952-1 | 42    | 1-1102176-2 | 153   | 1-1102301-8 | 124   | 1-1102430-7 | 63    | 1-1102579-1 | 116   |
| 0-1107200-2 | 187   | 0-1110952-2 | 42    | 1-1102177-2 | 153   | 1-1102304-1 | 117   | 1-1102433-7 | 63    | 1-1102579-2 | 121   |
| 0-1107201-1 | 187   | 0-1110952-3 | 42    | 1-1102179-2 | 154   | 1-1102304-2 | 122   | 1-1102436-7 | 63    | 1-1102581-1 | 116   |
| 0-1107201-2 | 187   | 0-1110952-5 | 42    | 1-1102181-2 | 154   | 1-1102305-2 | 121   | 1-1102438-2 | 64    | 1-1102581-2 | 121   |
| 0-1107202-1 | 186   | 0-1110952-7 | 42    | 1-1102183-2 | 154   | 1-1102305-6 | 119   | 1-1102440-2 | 64    | 1-1102584-1 | 117   |
| 0-1107202-2 | 186   | 0-1110952-9 | 42    | 1-1102185-2 | 154   | 1-1102308-2 | 122   | 1-1102442-2 | 64    | 1-1102584-2 | 122   |
| 0-1107203-1 | 186   | 0-1110953-5 | 42    | 1-1102205-3 | 77    | 1-1102308-6 | 119   | 1-1102444-2 | 64    | 1-1102587-1 | 117   |
| 0-1107203-2 | 186   | 0-1110953-6 | 42    | 1-1102205-7 | 73    | 1-1102310-2 | 122   | 1-1102446-2 | 65    | 1-1102587-2 | 122   |
| 0-1107204-1 | 187   | 0-1110953-7 | 42    | 1-1102211-1 | 90    | 1-1102310-6 | 119   | 1-1102448-2 | 65    | 1-1102589-2 | 122   |
| 0-1107204-2 | 187   | 0-1110953-8 | 42    | 1-1102211-3 | 96    | 1-1102316-1 | 142   | 1-1102450-2 | 65    | 1-1102589-6 | 119   |
| 0-1107204-3 | 187   | 0-1110953-9 | 42    | 1-1102211-6 | 87    | 1-1102316-3 | 148   | 1-1102452-2 | 65    | 1-1102591-2 | 122   |
| 0-1107204-4 | 187   | 0-1110955-1 | 175   | 1-1102211-7 | 92    | 1-1102316-6 | 139   | 1-1102455-2 | 65    | 1-1102591-6 | 119   |
| 0-1107205-1 | 187   | 0-1110955-2 | 175   | 1-1102214-6 | 87    | 1-1102316-7 | 144   | 1-1102458-2 | 65    | 1-1102593-2 | 122   |
| 0-1107205-2 | 187   | 0-1110955-3 | 175   | 1-1102220-3 | 123   | 1-1102319-1 | 142   | 1-1102461-3 | 77    | 1-1102593-6 | 119   |
| 0-1107205-3 | 187   | 0-1110955-4 | 175   | 1-1102220-6 | 115   | 1-1102319-3 | 148   | 1-1102461-7 | 73    | 1-1102595-2 | 122   |
| 0-1108533-1 | 151   | 0-1110956-1 | 42    | 1-1102229-3 | 148   | 1-1102319-6 | 139   | 1-1102467-7 | 74    | 1-1102595-6 | 119   |
| 0-1108534-1 | 125   | 0-1110956-2 | 42    | 1-1102232-3 | 148   | 1-1102319-7 | 144   | 1-1102472-2 | 75    | 1-1102600-5 | 53    |
| 0-1108573-5 | 73    | 0-1110956-3 | 42    | 1-1102233-3 | 174   | 1-1102325-1 | 142   | 1-1102472-8 | 78    | 1-1102601-5 | 54    |
| 0-1108600-1 | 43    | 0-1110956-4 | 42    | 1-1102234-3 | 174   | 1-1102325-6 | 140   | 1-1102474-2 | 75    | 1-1102602-5 | 53    |
| 0-1108601-1 | 43    | 0-1110956-5 | 42    | 1-1102235-3 | 174   | 1-1102325-7 | 145   | 1-1102474-8 | 78    | 1-1102603-5 | 53    |
| 0-1108616-1 | 43    | 0-1110956-6 | 42    | 1-1102236-3 | 174   | 1-1102328-1 | 142   | 1-1102480-2 | 75    | 1-1102604-5 | 80    |
| 0-1108617-1 | 43    | 0-1110956-7 | 42    | 1-1102237-8 | 174   | 1-1102328-6 | 140   | 1-1102482-2 | 75    | 1-1102605-5 | 80    |
| 0-1108628-1 | 43    | 0-1110957-1 | 200   | 1-1102240-3 | 77    | 1-1102328-7 | 145   | 1-1102489-2 | 76    | 1-1102606-5 | 79    |
| 0-1108629-1 | 43    | 0-1110960-1 | 175   | 1-1102240-7 | 73    | 1-1102331-1 | 141   | 1-1102496-1 | 90    | 1-1102610-5 | 99    |
| 0-1108713-1 | 79    | 0-1110960-2 | 175   | 1-1102243-7 | 73    | 1-1102331-2 | 146   | 1-1102496-3 | 96    | 1-1102611-5 | 99    |
| 0-1108723-1 | 178   | 0-1110960-3 | 175   | 1-1102244-2 | 74    | 1-1102331-8 | 149   | 1-1102496-6 | 87    | 1-1102612-5 | 99    |
| 0-1108741-3 | --    | 0-1110984-4 | 59    | 1-1102244-8 | 77    | 1-1102333-1 | 141   | 1-1102496-7 | 92    | 1-1102616-5 | 126   |
| 0-1108761-1 | 111   | 0-1747363-1 | 197   | 1-1102246-2 | 74    | 1-1102333-2 | 146   | 1-1102499-1 | 90    | 1-1102617-5 | 126   |
| 0-1108762-1 | 111   | 0-1747364-1 | 197   | 1-1102249-2 | 74    | 1-1102333-8 | 149   | 1-1102499-3 | 96    | 1-1102618-5 | 125   |
| 0-1108780-1 | 138   | 0-1747365-1 | 197   | 1-1102249-8 | 78    | 1-1102336-1 | 141   | 1-1102499-6 | 87    | 1-1102622-5 | 150   |
| 0-1108780-1 | 171   | 0-1747366-1 | 197   | 1-1102251-2 | 74    | 1-1102336-2 | 147   | 1-1102502-6 | 87    | 1-1102623-5 | 150   |
| 0-1108780-1 | 202   | 1-1102002-7 | 167   | 1-1102251-8 | 78    | 1-1102339-1 | 141   | 1-1102502-7 | 92    | 1-1102624-5 | 151   |
| 0-1108780-1 | 203   | 1-1102005-7 | 167   | 1-1102253-2 | 75    | 1-1102339-2 | 147   | 1-1102505-1 | 90    | 1-1102625-5 | 151   |
| 0-1108780-2 | 138   | 1-1102008-7 | 167   | 1-1102255-2 | 75    | 1-1102340-2 | 145   | 1-1102505-6 | 87    | 1-1102626-5 | 151   |
| 0-1108780-2 | 171   | 1-1102009-2 | 167   | 1-1102258-2 | 76    | 1-1102340-6 | 143   | 1-1102505-7 | 92    | 1-1102631-5 | 79    |
| 0-1108780-2 | 202   | 1-1102011-2 | 167   | 1-1102261-1 | 90    | 1-1102343-2 | 146   | 1-1102507-1 | 88    | 1-1102635-5 | 79    |
| 0-1108780-2 | 203   | 1-1102013-2 | 167   | 1-1102261-3 | 96    | 1-1102343-6 | 143   | 1-1102507-2 | 93    | 1-1102638-5 | 79    |
| 0-1108780-6 | 171   | 1-1102015-2 | 167   | 1-1102261-6 | 87    | 1-1102345-2 | 146   | 1-1102509-1 | 88    | 1-1102640-5 | 98    |
| 0-1108780-6 | 203   | 1-1102017-2 | 167   | 1-1102261-7 | 92    | 1-1102345-6 | 143   | 1-1102509-2 | 93    | 1-1102642-5 | 98    |
| 0-1108780-7 | 171   | 1-1102027-7 | 167   | 1-1102264-6 | 87    | 1-1102348-1 | 162   | 1-1102511-1 | 88    | 1-1102644-5 | 98    |
| 0-1108780-7 | 203   | 1-1102030-7 | 167   | 1-1102267-1 | 90    | 1-1102348-3 | 165   | 1-1102511-2 | 93    | 1-1102646-5 | 98    |
| 0-1108782-1 | 114   | 1-1102033-7 | 167   | 1-1102267-6 | 87    | 1-1102348-6 | 160   | 1-1102511-8 | 97    | 1-1102647-5 | 98    |
| 0-1108782-1 | 159   | 1-1102101-7 | 49    | 1-1102267-7 | 92    | 1-1102348-7 | 163   | 1-1102513-1 | 88    | 1-1102649-5 | 125   |
| 0-1108782-1 | 202   | 1-1102103-7 | 49    | 1-1102270-6 | 87    | 1-1102351-6 | 160   | 1-1102513-2 | 93    | 1-1102651-5 | 125   |
| 0-1108782-1 | 203   | 1-1102105-2 | 49    | 1-1102271-1 | 88    | 1-1102351-7 | 163   | 1-1102513-8 | 97    | 1-1102653-5 | 125   |

Sortiert nach Tyco-PN/Sorted by Tyco PN

| Best-Nr.    | Seite | Best-Nr.    | Seite | Best-Nr.    | Seite | Best-Nr.    | Seite | Best-Nr.    | Seite | Best-Nr.    | Seite |
|-------------|-------|-------------|-------|-------------|-------|-------------|-------|-------------|-------|-------------|-------|
| 1-1102655-5 | 125   | 1-1103417-8 | 166   | 1-1106301-9 | 182   | 175194-2    | 33    | 2-1102301-8 | 124   | 2-1102564-6 | 115   |
| 1-1102656-5 | 125   | 1-1103417-9 | 166   | 1-1106302-9 | 183   | 175195-2    | 33    | 2-1102304-1 | 117   | 2-1102564-7 | 120   |
| 1-1102658-5 | 150   | 1-1103634-1 | 66    | 1-1106302-9 | 213   | 175196-2    | 33    | 2-1102305-2 | 121   | 2-1102567-1 | 118   |
| 1-1102660-5 | 150   | 1-1103635-1 | 66    | 1-1106303-9 | 183   | 175216-2    | 33    | 2-1102305-6 | 119   | 2-1102567-3 | 123   |
| 1-1102662-5 | 150   | 1-1103636-1 | 81    | 1-1106303-9 | 213   | 175217-2    | 33    | 2-1102308-2 | 122   | 2-1102567-6 | 115   |
| 1-1102664-5 | 150   | 1-1103637-1 | 81    | 1-1106304-9 | 183   | 175218-2    | 33    | 2-1102308-6 | 119   | 2-1102567-7 | 120   |
| 1-1102665-5 | 151   | 1-1103638-1 | 106   | 1-1106304-9 | 213   | 175284-2    | 33    | 2-1102310-2 | 122   | 2-1102570-1 | 118   |
| 1-1102765-0 | 115   | 1-1103638-1 | 155   | 1-1106305-9 | 181   | 175285-2    | 33    | 2-1102310-6 | 119   | 2-1102570-6 | 116   |
| 1-1102766-0 | 115   | 1-1103638-9 | 155   | 1-1106306-9 | 181   | 175286-2    | 33    | 2-1102316-3 | 148   | 2-1102570-7 | 120   |
| 1-1102770-6 | 190   | 1-1103639-1 | 106   | 1-1106307-9 | 181   | 175287-2    | 33    | 2-1102316-6 | 139   | 2-1102573-6 | 116   |
| 1-1102771-6 | 190   | 1-1103639-1 | 155   | 1-1106308-9 | 181   | 175288-2    | 33    | 2-1102316-7 | 144   | 2-1102575-1 | 116   |
| 1-1102772-6 | 188   | 1-1103639-9 | 155   | 1-1106309-9 | 181   | 175289-2    | 33    | 2-1102319-1 | 142   | 2-1102575-2 | 121   |
| 1-1102773-6 | 191   | 1-1103640-1 | 132   | 1-1106427-0 | 98    | 2-1102101-7 | 49    | 2-1102319-6 | 139   | 2-1102577-1 | 116   |
| 1-1102975-9 | 177   | 1-1103640-1 | 168   | 1-1106430-0 | 87    | 2-1102105-2 | 49    | 2-1102319-7 | 144   | 2-1102579-1 | 116   |
| 1-1102978-9 | 177   | 1-1103640-9 | 168   | 1-1106430-2 | 90    | 2-1102107-2 | 49    | 2-1102325-6 | 140   | 2-1102587-1 | 117   |
| 1-1103092-0 | 58    | 1-1103641-1 | 132   | 1-1106430-4 | 96    | 2-1102121-2 | 64    | 2-1102328-6 | 140   | 2-1102589-2 | 122   |
| 1-1103092-1 | 58    | 1-1103641-1 | 168   | 1-1106430-6 | 96    | 2-1102205-3 | 77    | 2-1102328-7 | 145   | 2-1102589-6 | 119   |
| 1-1103092-2 | 58    | 1-1103641-9 | 168   | 1-1106434-1 | 92    | 2-1102205-7 | 73    | 2-1102331-1 | 141   | 2-1102591-2 | 122   |
| 1-1103092-3 | 58    | 1-1104204-1 | 113   | 1-1106434-3 | 96    | 2-1102211-1 | 90    | 2-1102331-2 | 146   | 2-1102591-6 | 119   |
| 1-1103092-4 | 58    | 1-1104204-1 | 156   | 1-1106434-4 | 97    | 2-1102211-3 | 96    | 2-1102331-8 | 149   | 2-1102593-2 | 122   |
| 1-1103336-1 | 142   | 1-1104205-1 | 113   | 1-1106434-5 | 90    | 2-1102211-6 | 87    | 2-1102333-1 | 141   | 2-1102595-2 | 122   |
| 1-1103336-3 | 148   | 1-1104205-1 | 156   | 1-1106448-0 | 124   | 2-1102211-7 | 92    | 2-1102336-1 | 141   | 2-1102600-5 | 53    |
| 1-1103336-6 | 139   | 1-1104206-1 | 156   | 1-1106448-1 | 124   | 2-1102214-6 | 87    | 2-1102340-2 | 145   | 2-1102601-5 | 54    |
| 1-1103336-7 | 144   | 1-1104207-1 | 156   | 1-1106449-0 | 115   | 2-1102220-3 | 123   | 2-1102340-6 | 143   | 2-1102602-5 | 53    |
| 1-1103338-1 | 142   | 1-1105000-2 | 35    | 1-1106449-1 | 120   | 2-1102232-3 | 148   | 2-1102343-2 | 146   | 2-1102603-5 | 53    |
| 1-1103338-3 | 148   | 1-1105000-3 | 35    | 1-1106449-2 | 118   | 2-1102233-3 | 174   | 2-1102343-6 | 143   | 2-1102604-5 | 80    |
| 1-1103338-6 | 139   | 1-1105001-3 | 35    | 1-1106449-4 | 123   | 2-1102234-3 | 174   | 2-1102348-3 | 165   | 2-1102605-5 | 80    |
| 1-1103338-7 | 144   | 1-1105050-1 | 34    | 1-1106449-8 | 115   | 2-1102235-3 | 174   | 2-1102348-6 | 160   | 2-1102606-5 | 79    |
| 1-1103341-1 | 142   | 1-1105051-1 | 34    | 1-1106451-0 | 124   | 2-1102236-3 | 174   | 2-1102348-7 | 163   | 2-1102611-5 | 99    |
| 1-1103341-6 | 140   | 1-1105051-2 | 34    | 1-1106452-0 | 115   | 2-1102237-8 | 174   | 2-1102351-6 | 160   | 2-1102612-5 | 99    |
| 1-1103341-7 | 145   | 1-1105100-1 | 37    | 1-1106452-1 | 120   | 2-1102240-3 | 77    | 2-1102351-7 | 163   | 2-1102617-5 | 126   |
| 1-1103344-1 | 142   | 1-1105100-2 | 37    | 1-1106452-2 | 118   | 2-1102240-7 | 73    | 2-1102352-1 | 160   | 2-1102618-5 | 125   |
| 1-1103344-6 | 140   | 1-1105101-1 | 37    | 1-1106452-4 | 123   | 2-1102243-7 | 73    | 2-1102352-2 | 164   | 2-1102622-5 | 150   |
| 1-1103344-7 | 145   | 1-1105101-2 | 37    | 1-1106452-6 | 123   | 2-1102244-2 | 74    | 2-1102352-8 | 165   | 2-1102623-5 | 150   |
| 1-1103346-1 | 141   | 1-1105250-1 | 40    | 1-1106452-7 | 115   | 2-1102244-8 | 77    | 2-1102354-1 | 161   | 2-1102625-5 | 151   |
| 1-1103346-2 | 146   | 1-1105251-1 | 40    | 1-1106464-0 | 149   | 2-1102246-2 | 74    | 2-1102356-1 | 161   | 2-1102626-5 | 151   |
| 1-1103346-8 | 149   | 1-1105300-1 | 38    | 1-1106465-0 | 142   | 2-1102249-2 | 74    | 2-1102360-2 | 164   | 2-1102628-5 | 151   |
| 1-1103348-1 | 141   | 1-1105300-2 | 38    | 1-1106465-1 | 139   | 2-1102249-8 | 78    | 2-1102360-6 | 162   | 2-1102631-5 | 79    |
| 1-1103348-2 | 146   | 1-1105301-1 | 38    | 1-1106465-2 | 144   | 2-1102251-2 | 74    | 2-1102376-7 | 172   | 2-1102633-5 | 79    |
| 1-1103350-1 | 141   | 1-1105301-2 | 38    | 1-1106465-3 | 142   | 2-1102251-8 | 78    | 2-1102385-7 | 172   | 2-1102635-5 | 79    |
| 1-1103350-2 | 146   | 1-1105350-1 | 43    | 1-1106465-5 | 148   | 2-1102253-2 | 75    | 2-1102389-2 | 173   | 2-1102637-5 | 79    |
| 1-1103350-8 | 149   | 1-1105351-1 | 43    | 1-1106465-9 | 148   | 2-1102255-2 | 75    | 2-1102395-2 | 173   | 2-1102638-5 | 79    |
| 1-1103352-1 | 141   | 1-1105652-8 | 41    | 1-1106467-0 | 139   | 2-1102258-2 | 76    | 2-1102397-2 | 173   | 2-1102642-5 | 98    |
| 1-1103352-2 | 146   | 1-1105653-8 | 41    | 1-1106467-1 | 144   | 2-1102259-7 | 92    | 2-1102408-3 | 148   | 2-1102644-5 | 98    |
| 1-1103352-8 | 149   | 1-1105653-8 | 42    | 1-1106469-0 | 149   | 2-1102261-1 | 90    | 2-1102411-6 | 139   | 2-1102647-5 | 98    |
| 1-1103355-1 | 141   | 1-1105752-8 | 43    | 1-1106469-1 | 78    | 2-1102261-3 | 96    | 2-1102411-7 | 144   | 2-1102651-5 | 125   |
| 1-1103355-2 | 147   | 1-1105850-8 | 34    | 1-1106469-2 | 149   | 2-1102261-6 | 87    | 2-1102414-6 | 140   | 2-1102655-5 | 125   |
| 1-1103358-1 | 141   | 1-1105850-8 | 35    | 1-1106470-0 | 139   | 2-1102261-7 | 92    | 2-1102461-3 | 77    | 2-1102656-5 | 125   |
| 1-1103358-2 | 147   | 1-1105850-8 | 37    | 1-1106470-1 | 144   | 2-1102264-6 | 87    | 2-1102461-7 | 73    | 2-1102660-5 | 150   |
| 1-1103360-2 | 146   | 1-1105850-8 | 38    | 1-1106470-2 | 142   | 2-1102267-1 | 90    | 2-1102467-7 | 74    | 2-1102664-5 | 150   |
| 1-1103360-6 | 143   | 1-1105850-8 | 39    | 1-1106470-6 | 148   | 2-1102267-6 | 87    | 2-1102472-2 | 75    | 2-1102665-5 | 151   |
| 1-1103362-2 | 146   | 1-1105850-8 | 40    | 1-1106470-8 | 148   | 2-1102267-7 | 92    | 2-1102472-8 | 78    | 2-1102765-0 | 115   |
| 1-1103362-6 | 143   | 1-1105850-8 | 41    | 1-1106470-9 | 139   | 2-1102270-6 | 87    | 2-1102474-2 | 75    | 2-1102766-0 | 115   |
| 1-1103364-2 | 146   | 1-1105851-8 | 34    | 1-1106477-0 | 160   | 2-1102271-1 | 88    | 2-1102474-8 | 78    | 2-1102770-0 | 190   |
| 1-1103364-6 | 143   | 1-1105851-8 | 37    | 1-1106477-1 | 163   | 2-1102271-2 | 93    | 2-1102480-2 | 75    | 2-1102770-5 | 190   |
| 1-1103366-2 | 146   | 1-1105851-8 | 38    | 1-1106477-2 | 162   | 2-1102271-8 | 96    | 2-1102482-2 | 75    | 2-1102771-0 | 190   |
| 1-1103366-6 | 143   | 1-1105852-8 | 34    | 1-1106477-4 | 165   | 2-1102274-1 | 88    | 2-1102489-2 | 76    | 2-1102771-5 | 190   |
| 1-1103400-1 | 45    | 1-1105852-8 | 37    | 1-1106477-6 | 165   | 2-1102274-2 | 93    | 2-1102496-1 | 90    | 2-1102772-0 | 188   |
| 1-1103401-1 | 45    | 1-1105852-8 | 38    | 1-1107001-2 | 173   | 2-1102274-8 | 97    | 2-1102496-3 | 96    | 2-1102772-5 | 188   |
| 1-1103402-1 | 45    | 1-1105870-8 | 40    | 1-1107003-2 | 173   | 2-1102276-1 | 88    | 2-1102496-6 | 87    | 2-1102773-0 | 191   |
| 1-1103403-1 | 45    | 1-1106001-9 | 189   | 1-1107005-2 | 173   | 2-1102276-8 | 97    | 2-1102496-7 | 92    | 2-1102773-5 | 191   |
| 1-1103414-1 | 60    | 1-1106004-9 | 189   | 1-1107007-2 | 173   | 2-1102279-1 | 89    | 2-1102499-1 | 90    | 2-1103000-3 | 48    |
| 1-1103415-1 | 60    | 1-1106005-7 | 190   | 1-1108756-1 | 39    | 2-1102283-2 | 93    | 2-1102499-3 | 96    | 2-1103001-3 | 48    |
| 1-1103416-1 | 100   | 1-1106006-9 | 190   | 1-1108757-1 | 39    | 2-1102283-6 | 91    | 2-1102499-6 | 87    | 2-1103002-3 | 48    |
| 1-1103416-1 | 127   | 1-1106007-4 | 188   | 1-1108759-2 | 50    | 2-1102286-2 | 94    | 2-1102502-1 | 90    | 2-1103003-3 | 48    |
| 1-1103416-1 | 152   | 1-1106007-9 | 188   | 1-1110952-0 | 42    | 2-1102286-6 | 91    | 2-1102502-6 | 87    | 2-1103004-3 | 62    |
| 1-1103416-1 | 166   | 1-1106050-1 | 193   | 1-1110953-1 | 42    | 2-1102288-2 | 94    | 2-1102505-1 | 90    | 2-1103005-3 | 62    |
| 1-1103416-7 | 127   | 1-1106052-1 | 193   | 1-163087-1  | 35    | 2-1102291-1 | 140   | 2-1102505-6 | 87    | 2-1103006-3 | 69    |
| 1-1103416-7 | 152   | 1-1106053-1 | 193   | 1318105-1   | 33    | 2-1102291-2 | 145   | 2-1102505-7 | 92    | 2-1103007-3 | 69    |
| 1-1103416-7 | 166   | 1-1106053-2 | 193   | 1318106-1   | 33    | 2-1102291-8 | 149   | 2-1102507-1 | 88    | 2-1103008-3 | 84    |
| 1-1103416-8 | 152   | 1-1106055-2 | 191   | 1318107-1   | 33    | 2-1102292-3 | 123   | 2-1102509-1 | 88    | 2-1103009-3 | 84    |
| 1-1103416-8 | 166   | 1-1106056-3 | 191   | 1318108-1   | 33    | 2-1102292-6 | 115   | 2-1102511-1 | 88    | 2-1103010-3 | 102   |
| 1-1103416-9 | 166   | 1-1106057-4 | 191   | 1318109-1   | 33    | 2-1102292-7 | 120   | 2-1102511-8 | 97    | 2-1103010-3 | 129   |
| 1-1103417-1 | 100   | 1-1106058-5 | 192   | 1318110-1   | 33    | 2-1102295-6 | 115   | 2-1102513-8 | 97    | 2-1103011-3 | 102   |
| 1-1103417-1 | 127   | 1-1106062-7 | 192   | 1318111-1   | 33    | 2-1102295-7 | 120   | 2-1102519-2 | 94    | 2-1103011-3 | 129   |
| 1-1103417-1 | 152   | 1-1106066-8 | 192   | 1318112-1   | 33    | 2-1102296-1 | 116   | 2-1102521-2 | 94    | 2-1103012-3 | 110   |
| 1-1103417-1 | 166   | 1-1106100-1 | 180   | 1-66504-0   | 32    | 2-1102296-2 | 121   | 2-1102525-2 | 94    | 2-1103012-3 | 158   |
| 1-1103417-7 | 127   | 1-1106101-1 | 180   | 1-66505-0   | 32    | 2-1102296-8 | 123   | 2-1102527-2 | 94    | 2-1103013-3 | 110   |
| 1-1103417-7 | 152   | 1-1106102-1 | 180   | 1-66506-0   | 32    | 2-1102299-1 | 116   | 2-1102527-6 | 91    | 2-1103013-3 | 158   |
| 1-1103417-7 | 166   | 1-1106107-1 | 179   | 1-66507-0   | 32    | 2-1102299-8 | 124   | 2-1102564-1 | 118   | 2-1103032-3 | 136   |
| 1-1103417-8 | 152   | 1-1106109-1 | 179   | 169424-1    | 32    | 2-1102301-1 | 116   | 2-1102564-3 | 123   | 2-1103032-3 | 170   |

Sortiert nach Tyco-PN/Sorted by Tyco PN

| Best-Nr.    | Seite | Best-Nr.    | Seite | Best-Nr.    | Seite | Best-Nr.    | Seite | Best-Nr.    | Seite | Best-Nr.    | Seite |
|-------------|-------|-------------|-------|-------------|-------|-------------|-------|-------------|-------|-------------|-------|
| 2-1103033-3 | 136   | 2-1103637-3 | 81    | 3-1102770-2 | 190   | 4-1102759-5 | 150   | 5-1105653-8 | 42    | 7-1103417-1 | 152   |
| 2-1103033-3 | 170   | 2-1103638-3 | 106   | 3-1102771-2 | 190   | 4-1102760-5 | 151   | 5-1106001-9 | 189   | 7-1103417-1 | 166   |
| 2-1103100-3 | 47    | 2-1103638-3 | 155   | 3-1102772-2 | 188   | 4-1102770-0 | 190   | 5-1106004-9 | 189   | 7-1103417-7 | 127   |
| 2-1103101-3 | 47    | 2-1103638-9 | 155   | 3-1102773-2 | 191   | 4-1102771-0 | 190   | 5-1106005-7 | 190   | 7-1103417-7 | 152   |
| 2-1103102-3 | 47    | 2-1103639-3 | 106   | 3-1105000-2 | 35    | 4-1102772-0 | 188   | 5-1106006-9 | 190   | 7-1103417-7 | 166   |
| 2-1103103-3 | 47    | 2-1103639-3 | 155   | 3-1105050-2 | 34    | 4-1102773-0 | 191   | 5-1106050-1 | 193   | 7-1103417-8 | 152   |
| 2-1103104-3 | 47    | 2-1103639-9 | 155   | 3-1105051-1 | 34    | 4-1105000-3 | 35    | 5-1106051-1 | 193   | 7-1103417-8 | 166   |
| 2-1103105-3 | 47    | 2-1103640-3 | 132   | 3-1105051-2 | 34    | 4-1105001-3 | 35    | 5-1106053-1 | 193   | 7-1103634-1 | 66    |
| 2-1103106-3 | 61    | 2-1103640-3 | 168   | 3-1105100-1 | 37    | 4-1105050-2 | 34    | 5-1106053-2 | 193   | 7-1103635-1 | 66    |
| 2-1103107-3 | 61    | 2-1103640-9 | 168   | 3-1105100-2 | 37    | 4-1105051-1 | 34    | 5-1106055-2 | 191   | 7-1103636-1 | 81    |
| 2-1103108-3 | 101   | 2-1103641-3 | 132   | 3-1105101-1 | 37    | 4-1105051-2 | 34    | 5-1106056-3 | 191   | 7-1103637-1 | 81    |
| 2-1103108-3 | 128   | 2-1103641-3 | 168   | 3-1105101-2 | 37    | 4-1105100-1 | 37    | 5-1106057-4 | 191   | 7-1103638-1 | 106   |
| 2-1103109-3 | 101   | 2-1103641-9 | 168   | 3-1105150-1 | 41    | 4-1105100-2 | 37    | 5-1106058-5 | 192   | 7-1103638-1 | 155   |
| 2-1103109-3 | 128   | 2-1104000-3 | 68    | 3-1105150-2 | 41    | 4-1105101-1 | 37    | 5-1106062-6 | 192   | 7-1103638-9 | 155   |
| 2-1103110-3 | 109   | 2-1104002-3 | 68    | 3-1105151-1 | 41    | 4-1105101-2 | 37    | 5-1106207-7 | 184   | 7-1103639-1 | 106   |
| 2-1103110-3 | 157   | 2-1104004-3 | 83    | 3-1105151-2 | 41    | 4-1105150-1 | 41    | 5-1106213-6 | 184   | 7-1103639-1 | 155   |
| 2-1103111-3 | 109   | 2-1104006-3 | 83    | 3-1105250-1 | 40    | 4-1105150-2 | 41    | 5-1106302-9 | 183   | 7-1103639-9 | 155   |
| 2-1103111-3 | 157   | 2-1104008-3 | 108   | 3-1105251-1 | 40    | 4-1105151-1 | 41    | 5-1106302-9 | 213   | 7-1103640-1 | 132   |
| 2-1103112-3 | 135   | 2-1104010-3 | 108   | 3-1105300-1 | 38    | 4-1105151-2 | 41    | 5-1108756-1 | 39    | 7-1103640-1 | 168   |
| 2-1103112-3 | 169   | 2-1104012-3 | 134   | 3-1105300-2 | 38    | 4-1105250-1 | 40    | 5-1108757-1 | 39    | 7-1103640-9 | 168   |
| 2-1103113-3 | 135   | 2-1104014-3 | 134   | 3-1105301-1 | 38    | 4-1105251-1 | 40    | 523168-5    | 34    | 7-1103641-1 | 132   |
| 2-1103113-3 | 169   | 2-1104016-3 | 134   | 3-1105301-2 | 38    | 4-1105300-1 | 38    | 523168-5    | 38    | 7-1103641-1 | 168   |
| 2-1103200-3 | 70    | 2-1104018-3 | 134   | 3-1105653-8 | 41    | 4-1105300-2 | 38    | 523168-6    | 37    | 7-1103641-9 | 168   |
| 2-1103202-3 | 70    | 2-1104200-3 | 137   | 3-1105653-8 | 42    | 4-1105301-1 | 38    | 523168-7    | 39    | 7-1105653-8 | 42    |
| 2-1103204-3 | 85    | 2-1104202-3 | 137   | 3-1106001-9 | 189   | 4-1105301-2 | 38    | 530341-1    | 212   | 7-1106001-9 | 189   |
| 2-1103206-3 | 85    | 2-1105000-3 | 35    | 3-1106004-9 | 189   | 4-1105653-8 | 41    | 5-569550-4  | 199   | 7-1106004-9 | 189   |
| 2-1103208-3 | 109   | 2-1105001-3 | 35    | 3-1106005-7 | 190   | 4-1105653-8 | 42    | 601967-1    | 34    | 7-1106005-7 | 190   |
| 2-1103208-3 | 157   | 2-1105050-2 | 34    | 3-1106006-9 | 190   | 4-1106001-9 | 189   | 601967-1    | 37    | 7-1106006-9 | 190   |
| 2-1103209-3 | 157   | 2-1105051-1 | 34    | 3-1106050-1 | 193   | 4-1106004-9 | 189   | 601967-1    | 38    | 7-1106050-1 | 193   |
| 2-1103212-3 | 109   | 2-1105051-2 | 34    | 3-1106051-1 | 193   | 4-1106005-7 | 190   | 601967-1    | 39    | 7-1106052-1 | 193   |
| 2-1103212-3 | 157   | 2-1105100-1 | 37    | 3-1106053-1 | 193   | 4-1106006-9 | 190   | 6-1105100-1 | 37    | 7-1106053-1 | 193   |
| 2-1103213-3 | 157   | 2-1105100-2 | 37    | 3-1106055-2 | 191   | 4-1106050-1 | 193   | 6-1105101-1 | 37    | 7-1106053-2 | 193   |
| 2-1103216-3 | 135   | 2-1105101-1 | 37    | 3-1106056-3 | 191   | 4-1106051-1 | 193   | 6-1105250-1 | 40    | 7-1106055-2 | 191   |
| 2-1103216-3 | 169   | 2-1105101-2 | 37    | 3-1106057-4 | 191   | 4-1106052-1 | 193   | 6-1105251-1 | 40    | 7-1106056-3 | 191   |
| 2-1103217-3 | 169   | 2-1105250-1 | 40    | 3-1106058-5 | 192   | 4-1106053-1 | 193   | 6-1105300-1 | 38    | 7-1106057-4 | 191   |
| 2-1103220-3 | 135   | 2-1105251-1 | 40    | 3-1106062-6 | 192   | 4-1106055-2 | 191   | 6-1105300-2 | 38    | 7-1106058-5 | 192   |
| 2-1103220-3 | 169   | 2-1105300-1 | 38    | 3-1106066-8 | 192   | 4-1106056-3 | 191   | 6-1105301-1 | 38    | 7-1106302-9 | 183   |
| 2-1103221-3 | 169   | 2-1105300-2 | 38    | 3-1106200-5 | 54    | 4-1106057-4 | 191   | 6-1105301-2 | 38    | 7-1106302-9 | 213   |
| 2-1103336-6 | 139   | 2-1105301-1 | 38    | 3-1106201-5 | 80    | 4-1106058-5 | 192   | 6-1105653-8 | 42    | 726363-1    | 32    |
| 2-1103338-1 | 142   | 2-1105301-2 | 38    | 3-1106201-5 | 185   | 4-1106062-6 | 192   | 6-1106001-9 | 189   | 734285-1    | 36    |
| 2-1103338-3 | 148   | 2-1105350-1 | 43    | 3-1106202-5 | 99    | 4-1106066-8 | 192   | 6-1106004-9 | 189   | 734285-2    | 36    |
| 2-1103338-6 | 139   | 2-1105351-1 | 43    | 3-1106202-5 | 185   | 4-1106200-5 | 54    | 6-1106005-7 | 190   | 734285-3    | 36    |
| 2-1103338-7 | 144   | 2-1105652-8 | 41    | 3-1106203-5 | 126   | 4-1106201-5 | 80    | 6-1106006-9 | 190   | 8-1105653-8 | 42    |
| 2-1103341-6 | 140   | 2-1105653-8 | 41    | 3-1106203-5 | 185   | 4-1106201-5 | 185   | 6-1106050-1 | 193   | 8-1106058-5 | 192   |
| 2-1103344-1 | 142   | 2-1105653-8 | 42    | 3-1106204-5 | 151   | 4-1106202-5 | 99    | 6-1106052-1 | 193   | 8-1106062-6 | 192   |
| 2-1103344-6 | 140   | 2-1105870-8 | 40    | 3-1106204-5 | 185   | 4-1106202-5 | 185   | 6-1106053-1 | 193   | 8-1108772-0 | 95    |
| 2-1103344-7 | 145   | 2-1106001-9 | 189   | 3-1106214-0 | 184   | 4-1106203-5 | 126   | 6-1106055-2 | 191   | 8-1108772-2 | 95    |
| 2-1103346-1 | 141   | 2-1106004-9 | 189   | 3-1106216-0 | 184   | 4-1106203-5 | 185   | 6-1106056-3 | 191   | 8-1108772-4 | 95    |
| 2-1103348-1 | 141   | 2-1106005-7 | 190   | 3-1106302-9 | 183   | 4-1106204-5 | 151   | 6-1106057-4 | 191   | 8-1108772-5 | 95    |
| 2-1103350-1 | 141   | 2-1106006-9 | 190   | 3-1106302-9 | 213   | 4-1106204-5 | 185   | 6-1106062-6 | 192   | 8-1108772-8 | 95    |
| 2-1103350-2 | 146   | 2-1106007-3 | 188   | 3-1106303-9 | 183   | 4-1106302-9 | 183   | 6-1106066-8 | 192   | 872070-1    | 36    |
| 2-1103350-8 | 149   | 2-1106050-1 | 193   | 3-1106303-9 | 213   | 4-1106302-9 | 213   | 6-1106302-9 | 183   | 9-1106062-6 | 192   |
| 2-1103352-1 | 141   | 2-1106053-1 | 193   | 3-1106470-0 | 140   | 4-1108756-1 | 39    | 6-1106302-9 | 213   | 91285-1     | 32    |
| 2-1103352-8 | 149   | 2-1106053-2 | 193   | 3-1106470-5 | 144   | 4-1108757-1 | 39    | 66504-3     | 32    | 91558-1     | 33    |
| 2-1103364-2 | 146   | 2-1106055-2 | 191   | 3-1108756-1 | 39    | 5-1102610-5 | 99    | 66504-4     | 32    | 91559-1     | 33    |
| 2-1103364-6 | 143   | 2-1106056-3 | 191   | 3-1108757-1 | 39    | 5-1102616-5 | 126   | 66504-9     | 32    | 91560-1     | 33    |
| 2-1103414-3 | 60    | 2-1106057-4 | 191   | 4-1102700-5 | 53    | 5-1102624-5 | 151   | 66505-3     | 32    | 91565-1     | 33    |
| 2-1103415-3 | 60    | 2-1106058-5 | 192   | 4-1102701-5 | 54    | 5-1102708-5 | 80    | 66505-4     | 32    | 91576-1     | 33    |
| 2-1103416-3 | 100   | 2-1106062-6 | 192   | 4-1102702-5 | 53    | 5-1102709-5 | 80    | 66505-9     | 32    | 91595-1     | 33    |
| 2-1103416-3 | 127   | 2-1106066-8 | 192   | 4-1102703-5 | 53    | 5-1102716-5 | 99    | 66506-3     | 32    | 91596-1     | 33    |
| 2-1103416-3 | 152   | 2-1106206-7 | 184   | 4-1102704-5 | 79    | 5-1102770-0 | 190   | 66506-4     | 32    | 917484-2    | 33    |
| 2-1103416-3 | 166   | 2-1106208-7 | 184   | 4-1102706-5 | 79    | 5-1102771-0 | 190   | 66506-9     | 32    | 917485-2    | 33    |
| 2-1103416-7 | 127   | 2-1106214-0 | 184   | 4-1102710-5 | 79    | 5-1102772-0 | 188   | 66507-3     | 32    | 917511-2    | 33    |
| 2-1103416-7 | 152   | 2-1106214-1 | 184   | 4-1102712-5 | 79    | 5-1102773-0 | 191   | 66507-4     | 32    | 929962-1    | 36    |
| 2-1103416-7 | 166   | 2-1106216-0 | 184   | 4-1102714-5 | 98    | 5-1105050-2 | 34    | 66507-9     | 32    | 929963-1    | 36    |
| 2-1103416-8 | 152   | 2-1106216-1 | 184   | 4-1102715-5 | 98    | 5-1105051-1 | 34    | 69675-1     | 43    | 929964-1    | 36    |
| 2-1103416-8 | 166   | 2-1106302-9 | 183   | 4-1102717-5 | 99    | 5-1105051-2 | 34    | 69710-1     | 43    | 929965-1    | 36    |
| 2-1103416-9 | 166   | 2-1106302-9 | 213   | 4-1102718-5 | 98    | 5-1105100-1 | 37    | 7-1103414-1 | 60    | 929969-1    | 36    |
| 2-1103417-3 | 100   | 2-1106303-9 | 183   | 4-1102720-5 | 99    | 5-1105100-2 | 37    | 7-1103415-1 | 60    | 929970-1    | 36    |
| 2-1103417-3 | 127   | 2-1106303-9 | 213   | 4-1102723-5 | 125   | 5-1105101-1 | 37    | 7-1103416-1 | 100   | 929971-1    | 36    |
| 2-1103417-3 | 152   | 2-1106310-9 | 213   | 4-1102725-5 | 125   | 5-1105101-2 | 37    | 7-1103416-1 | 127   | 929972-1    | 36    |
| 2-1103417-3 | 166   | 2-1106311-9 | 213   | 4-1102726-5 | 126   | 5-1105150-1 | 41    | 7-1103416-1 | 152   | 962966-1    | 36    |
| 2-1103417-7 | 127   | 2-1106312-9 | 213   | 4-1102727-5 | 126   | 5-1105150-2 | 41    | 7-1103416-1 | 166   | 962967-1    | 36    |
| 2-1103417-7 | 152   | 2-1106313-9 | 213   | 4-1102728-5 | 125   | 5-1105151-1 | 41    | 7-1103416-7 | 127   | 962968-1    | 36    |
| 2-1103417-7 | 166   | 2-1106449-1 | 123   | 4-1102730-5 | 125   | 5-1105151-2 | 41    | 7-1103416-7 | 152   | 962969-1    | 36    |
| 2-1103417-8 | 152   | 2-1106449-2 | 123   | 4-1102732-5 | 150   | 5-1105250-1 | 40    | 7-1103416-7 | 166   | 962976-1    | 36    |
| 2-1103417-8 | 166   | 2-1106449-4 | 123   | 4-1102733-5 | 150   | 5-1105251-1 | 40    | 7-1103416-8 | 152   | 962977-1    | 36    |
| 2-1103417-9 | 166   | 2-1107005-2 | 173   | 4-1102734-5 | 151   | 5-1105300-1 | 38    | 7-1103416-8 | 166   | 962978-1    | 36    |
| 2-1103634-3 | 66    | 2-1107007-2 | 173   | 4-1102735-5 | 151   | 5-1105300-2 | 38    | 7-1103416-9 | 166   | 962979-1    | 36    |
| 2-1103635-3 | 66    | 2-1108756-1 | 39    | 4-1102736-5 | 151   | 5-1105301-1 | 38    | 7-1103417-1 | 100   |             |       |
| 2-1103636-3 | 81    | 2-1108757-1 | 39    | 4-1102755-5 | 150   | 5-1105301-2 | 38    | 7-1103417-1 | 127   |             |       |

Verbindlich für Toleranzen der Abmessungen und technische Werte sind ausschließlich die neuesten TE Connectivity Kundenzeichnungen bzw. Produkt-Spezifikationen, die Sie auf Anfrage erhalten.  
 All specifications subject to change. Consult TE Connectivity for latest design specifications.

## Sortiert nach Bezeichnung/Sorted by description

| Bestelltext                  | Best-Nr.    | Seite | Bestelltext                      | Best-Nr.    | Seite | Bestelltext                      | Best-Nr.    | Seite |
|------------------------------|-------------|-------|----------------------------------|-------------|-------|----------------------------------|-------------|-------|
| 120 mm², Kz 200-1110956-5    | 42          |       | Die 25 mm², Kz 10                | 5-1105653-8 | 42    | EMV-K.3/4.SG.1.M16.G             | 0-1106401-2 | 54    |
| 150 mm², Kz 220-1110956-6    | 42          |       | Die 35 mm², Kz 12                | 6-1105653-8 | 42    | EMV-K.3/4.SG.1.M20.G             | 0-1106401-3 | 54    |
| 50 mm², Kz 140-1110956-2     | 42          |       | Die 50 mm², Kz 14                | 7-1105653-8 | 42    | EMV-K.3/4.SGF                    | 4-1102702-5 | 53    |
| 70 mm², Kz 160-1110956-3     | 42          |       | Die 6 mm², Kz 5                  | 2-1105653-8 | 41    | EMV-K.3/4.STO.1.11.G             | 4-1102700-5 | 53    |
| 95 mm², Kz 180-1110956-4     | 42          |       | Die 6 mm², Kz 5                  | 2-1105653-8 | 42    | EMV-K.3/4.STO.1.M16.G            | 0-1106402-2 | 53    |
| AIR.Bu.4.VA0-1105355-2 200   |             |       | Die 70 mm², Kz 16                | 8-1105653-8 | 42    | EMV-K.3/4.STO.1.M20.G            | 0-1106402-3 | 53    |
| AIR.Bu.V.4.VA0-1105355-1 200 |             |       | DIE COAXICON                     | 69675-1     | 43    | EMV-K.6/16.AG                    | 4-1102710-5 | 79    |
| AIR.Sti.4.VA0-1105354-1 200  |             |       | DIE F2,8FF TAB                   | 0-0539744-2 | 35    | EMV-K.6/16.AG.M6                 | 4-1102712-5 | 79    |
| AM.1x15.BG.2-00-1107197-2    | 186         |       | DS.11.DI                         | 1-1106004-9 | 189   | EMV-K.6/16.SG.1.16.G             | 5-1102708-5 | 80    |
| AM.1x15.BG.2-U               | 0-1107196-2 | 186   | DS.13.DI                         | 2-1106004-9 | 189   | EMV-K.6/16.SG.1.M25.G            | 0-1106415-3 | 80    |
| AM.1x15+25.BG.4-0            | 0-1107201-2 | 187   | DS.16.DI                         | 3-1106004-9 | 189   | EMV-K.6/16.SG.2.16.G             | 5-1102709-5 | 80    |
| AM.1x15+25.BG.4-U            | 0-1107200-2 | 187   | DS.21.DI                         | 4-1106004-9 | 189   | EMV-K.6/16.SG.2.M32.G            | 0-1106415-2 | 80    |
| AM.1x25.BG.2-0               | 0-1107197-3 | 186   | DS.29.DI                         | 5-1106004-9 | 189   | EMV-K.6/16.STO.1.16.G            | 4-1102706-5 | 79    |
| AM.1x25.BG.2-U               | 0-1107196-3 | 186   | DS.36.DI                         | 6-1106004-9 | 189   | EMV-K.6/16.STO.1.M32.G           | 0-1106416-3 | 79    |
| AM.1x25+37.BG.6-0            | 0-1107205-2 | 187   | DS.42.DI                         | 7-1106004-9 | 189   | EMV-K.6/16.STS.1.16.G            | 4-1102704-5 | 79    |
| AM.1x25+37.BG.6-U            | 0-1107204-2 | 187   | Dynamic 0,06-0,2 mm² Loose Piece | 175216-2    | 33    | EMV-K.6/16.STS.1.M25.G           | 0-1106416-4 | 79    |
| AM.1x37.BG.5-0               | 0-1107203-1 | 186   | Dynamic 0,06-0,2 mm² Loose Piece | 175287-2    | 33    | EMV-KF/K.24/64.STS.1.29.G        | 4-1102732-5 | 150   |
| AM.1x37.BG.5-U               | 0-1107202-1 | 186   | Dynamic 0,06-0,2 mm² Strip Form  | 175194-2    | 33    | EMV-KF/K.24/64.STS.1.36.G        | 4-1102733-5 | 150   |
| AM.1x50.BG.5-0               | 0-1107203-2 | 186   | Dynamic 0,06-0,2 mm² Strip Form  | 175284-2    | 33    | EMV-KF/K.24/64.STS.1.M40.G       | 0-1106462-2 | 150   |
| AM.1x50.BG.5-U               | 0-1107202-2 | 186   | Dynamic 0,08-0,2 mm² Loose Piece | 1318108-1   | 33    | EMV-Konenaar PG16/M28            | 1-1106007-4 | 188   |
| AM.1x9.BG.2-0                | 0-1107197-1 | 186   | Dynamic 0,08-0,2 mm² Loose Piece | 1318112-1   | 33    | EMV-Konenaar PG21/PG21           | 1-1106007-9 | 188   |
| AM.1x9.BG.2-U                | 0-1107196-1 | 186   | Dynamic 0,08-0,2 mm² Strip Form  | 1318106-1   | 33    | EMV-Konenaar PG29                | 2-1106007-3 | 188   |
| AM.1x9+1x15+1x25.BG.6-0      | 0-1107205-1 | 187   | Dynamic 0,08-0,2 mm² Strip Form  | 1318110-1   | 33    | ERW.11/13.MS                     | 1-1106058-5 | 192   |
| AM.1x9+1x15+1x25.BG.6-U      | 0-1107204-1 | 187   | Dynamic 0,2-0,5 mm² Loose Piece  | 175217-2    | 33    | ERW.11/16.MS                     | 7-1106058-5 | 192   |
| AM.2x15.BG.3-0               | 0-1107199-2 | 187   | Dynamic 0,2-0,5 mm² Loose Piece  | 175288-2    | 33    | ERW.13/16.MS                     | 2-1106058-5 | 192   |
| AM.2x15.BG.3-U               | 0-1107198-2 | 187   | Dynamic 0,2-0,5 mm² Strip Form   | 175195-2    | 33    | ERW.13/21.MS                     | 8-1106058-5 | 192   |
| AM.2x25.BG.4-0               | 0-1107201-1 | 187   | Dynamic 0,2-0,5 mm² Strip Form   | 175285-2    | 33    | ERW.16/21.MS                     | 3-1106058-5 | 192   |
| AM.2x25.BG.4-U               | 0-1107200-1 | 187   | Dynamic 0,3-0,85 mm² Loose Piece | 1318107-1   | 33    | ERW.21/29.MS                     | 4-1106058-5 | 192   |
| AM.2x37.BG.6-0               | 0-1107205-3 | 187   | Dynamic 0,3-0,85 mm² Loose Piece | 1318111-1   | 33    | ERW.29/36.MS                     | 5-1106058-5 | 192   |
| AM.2x37.BG.6-U               | 0-1107204-3 | 187   | Dynamic 0,3-0,85 mm² Strip Form  | 1318105-1   | 33    | EWZG-RSZ                         | 0-1102855-6 | 34    |
| AM.2x50.BG.6-U               | 0-1107204-4 | 187   | Dynamic 0,3-0,85 mm² Strip Form  | 1318109-1   | 33    | EWZG-RSZ                         | 0-1102855-6 | 35    |
| AM.2x9.BG.3-0                | 0-1107199-1 | 187   | Dynamic 0,5-1,25 mm² Loose Piece | 175218-2    | 33    | EWZG-RSZ                         | 0-1102855-6 | 37    |
| AM.2x9.BG.3-U                | 0-1107198-1 | 187   | Dynamic 0,5-1,25 mm² Loose Piece | 175289-2    | 33    | EWZG-RSZ                         | 0-1102855-6 | 38    |
| AP.M.1.11                    | 1-1102978-9 | 177   | Dynamic 0,5-1,25 mm² Strip Form  | 175196-2    | 33    | EWZG-RSZ                         | 0-1102855-6 | 39    |
| AP.M.1.M20                   | 0-1102978-2 | 177   | Dynamic 0,5-1,25 mm² Strip Form  | 175286-2    | 33    | EWZG-RSZ                         | 0-1102855-6 | 40    |
| ASD.11.N                     | 1-1106050-1 | 193   | Dynamic 1,25-2,2 mm² Loose Piece | 917511-2    | 33    | EWZG-RSZ                         | 0-1102855-6 | 44    |
| ASD.13.N                     | 2-1106050-1 | 193   | Dynamic 1,25-2,2 mm² Strip Form  | 917484-2    | 33    | Extraction Tool 2,5 mm Contact   | 872070-1    | 36    |
| ASD.16.N                     | 3-1106050-1 | 193   | Dynamic 1,25-2,2 mm² Strip Form  | 917485-2    | 33    | F-Bu.M3                          | 1-1106101-1 | 180   |
| ASD.21.N                     | 4-1106050-1 | 193   | DYNAMIC D-2800 REC HSG 30P       | 0-1747365-1 | 197   | FOAC MELTING GAGE OPTIMATE       | 0-0100606-2 | 44    |
| ASD.29.N                     | 5-1106050-1 | 193   | DYNAMIC D-2800 TAB HSG 30P       | 0-1747366-1 | 197   | FOPOF CUTTING GAGE , MULTIMATE   | 0-0100281-1 | 44    |
| ASD.36.N                     | 6-1106050-1 | 193   | DYNAMIC D-3800 REC HSG 12P       | 0-1747363-1 | 197   | FOPOF LONG CONTACT ASSY          | 0-0216341-1 | 44    |
| ASD.42.N                     | 7-1106050-1 | 193   | DYNAMIC D-3800 TAB HSG 12P       | 0-1747364-1 | 197   | FOPOF MELTING ADAPTOR, MULTIMATE | 0-0100281-2 | 44    |
| ASD-K.11.V                   | 1-1106052-1 | 193   | EMV.3/4.SG.1.M20.G               | 0-1106401-4 | 54    | FOPOF SHORT CONTACT ASSY         | 0-0216342-1 | 44    |
| ASD-K.16.N                   | 3-1106051-1 | 193   | EMV.M16.MS                       | 1-1102772-6 | 188   | FOTOOL HOTMELT UNIT              | 0-0734423-1 | 44    |
| ASD-K.21.N                   | 4-1106051-1 | 193   | EMV.M20.MS                       | 2-1102772-0 | 188   | Frame AF8                        | 601967-1    | 37    |
| ASD-K.21.V                   | 4-1106052-1 | 193   | EMV.M25.MS                       | 2-1102772-5 | 188   | Frame AF8                        | 601967-1    | 38    |
| ASD-K.29.N                   | 5-1106051-1 | 193   | EMV.M32.MS                       | 3-1102772-2 | 188   | Frame AF8                        | 601967-1    | 39    |
| ASD-K.36.V                   | 6-1106052-1 | 193   | EMV.M40.MS                       | 4-1102772-0 | 188   | F-Sti-M3                         | 1-1106102-1 | 180   |
| ASD-K.42.V                   | 7-1106052-1 | 193   | EMV.M50.MS                       | 5-1102772-0 | 188   | GB.1-BG8                         | 1-1106301-9 | 182   |
| AWZG-HD.M-RSZ                | 0-1102855-1 | 35    | EMV-K.10/24.AG                   | 4-1102718-5 | 98    | GM.11.SKT-MS                     | 1-1106055-2 | 191   |
| AWZG-HD.M-RSZ                | 0-1102855-1 | 44    | EMV-K.10/24.AG.M6                | 4-1102720-5 | 99    | GM.13.SKT-MS                     | 2-1106055-2 | 191   |
| AWZG-HE-Q5-RSZ               | 0-1102855-7 | 37    | EMV-K.10/24.SG.1.21.G            | 5-1102716-5 | 99    | GM.16.SKT-MS                     | 3-1106055-2 | 191   |
| AWZG-HN.D-RSZ                | 0-1102855-2 | 34    | EMV-K.10/24.SG.2.21.G            | 4-1102717-5 | 99    | GM.21.SKT-MS                     | 4-1106055-2 | 191   |
| AWZG-HSK-RSZ                 | 0-1102855-8 | 39    | EMV-K.10/24.SG.2.M32.G           | 0-1106426-2 | 99    | GM.29.SKT-MS                     | 5-1106055-2 | 191   |
| AWZG-HSM-RSZ                 | 0-1102855-4 | 40    | EMV-K.10/24.STO.1.21.G           | 4-1102715-5 | 98    | GM.36.SKT-MS                     | 6-1106055-2 | 191   |
| AWZG-HSS-RSZ                 | 0-1102855-5 | 41    | EMV-K.10/24.STO.1.M25.G          | 0-1106427-4 | 98    | GM.42.SKT-MS                     | 7-1106055-2 | 191   |
| AWZG-HVT-RSZ                 | 0-1102855-3 | 38    | EMV-K.10/24.STS.1.21.G           | 4-1102714-5 | 98    | HA.10.AGD-LB                     | 1-1102122-2 | 64    |
| AWZG-MDL-AIR                 | 0-1102985-1 | 200   | EMV-K.10/24.STS.1.M25.G          | 0-1106427-3 | 98    | HA.10.AG-LB                      | 1-1102121-2 | 64    |
| BEBO.M3.KURZ                 | 1-1106109-1 | 179   | EMV-K.10/24.STS.1.M32.G          | 1-1106427-0 | 98    | HA.10.Bu.C.B1-10                 | 2-1103415-3 | 60    |
| BS.11.MS                     | 1-1106056-3 | 191   | EMV-K.16/40.AG                   | 4-1102728-5 | 125   | HA.10.Bu.S.B1-10                 | 1-1103415-1 | 60    |
| BS.13.MS                     | 2-1106056-3 | 191   | EMV-K.16/40.AG.M6                | 4-1102730-5 | 125   | HA.10.Bu.SC.B1-10                | 7-1103415-1 | 60    |
| BS.16.MS                     | 3-1106056-3 | 191   | EMV-K.16/40.SG.1.21.G            | 4-1102726-5 | 126   | HA.10.KDO-LB.1.16.G              | 1-1102133-2 | 65    |
| BS.21.MS                     | 4-1106056-3 | 191   | EMV-K.16/40.SG.2.21.G            | 4-1102727-5 | 126   | HA.10.KDO-LB.1.M20.G             | 0-1106409-1 | 65    |
| BS.29.MS                     | 5-1106056-3 | 191   | EMV-K.16/40.SG.2.M32.G           | 0-1106445-2 | 126   | HA.10.SGD-LB.1.16.Z              | 1-1102128-2 | 65    |
| BS.36.MS                     | 6-1106056-3 | 191   | EMV-K.16/40.STO.1.29.G           | 4-1102725-5 | 125   | HA.10.SGD-LB.2.16.Z              | 1-1102130-2 | 65    |
| BS.42.MS                     | 7-1106056-3 | 191   | EMV-K.16/40.STO.1.M32.G          | 0-1106446-3 | 125   | HA.10.SGD-LB.2.M20.Z             | 0-1106410-1 | 65    |
| BS.M16.MS                    | 1-1102773-6 | 191   | EMV-K.16/40.STS.1.29.G           | 4-1102723-5 | 125   | HA.10.SG-LB.1.16.Z               | 1-1102124-2 | 64    |
| BS.M20.MS                    | 2-1102773-0 | 191   | EMV-K.16/40.STS.1.M32.G          | 0-1106446-4 | 125   | HA.10.SG-LB.2.16.Z               | 1-1102126-2 | 64    |
| BS.M25.MS                    | 2-1102773-5 | 191   | EMV-K.24/64.AG                   | 4-1102760-5 | 151   | HA.10.SG-LB.2.M20.Z              | 0-1106410-2 | 64    |
| BS.M32.MS                    | 3-1102773-2 | 191   | EMV-K.24/64.AG.M6                | 4-1102736-5 | 151   | HA.10.SKB                        | 2-1106206-7 | 184   |
| BS.M40.MS                    | 4-1102773-0 | 191   | EMV-K.24/64.SG.1.29.G            | 4-1102734-5 | 151   | HA.10.Sti.C.B1-10                | 2-1103414-3 | 60    |
| BS.M50.MS                    | 5-1102773-0 | 191   | EMV-K.24/64.SG.2.29.G            | 4-1102735-5 | 151   | HA.10.Sti.S.B1-10                | 1-1103414-1 | 60    |
| CABLE STRIPPER               | 0-0501198-1 | 44    | EMV-K.24/64.SG.2.M40.G           | 0-1106460-2 | 151   | HA.10.Sti.SC.B1-10               | 7-1103414-1 | 60    |
| Codier set HVS               | 530341-1    | 212   | EMV-K.24/64.STO.1.29.G           | 4-1102759-5 | 150   | HA.10.STO.1.16.G                 | 1-1102120-7 | 63    |
| COS.QUICK-IN                 | 0-1110939-3 | 178   | EMV-K.24/64.STO.1.M40.G          | 0-1106461-4 | 150   | HA.10.STO.1.M20.G                | 0-1106411-1 | 63    |
| CRIMPING TOOL M22520/1-01    | 601967-1    | 34    | EMV-K.24/64.STS.1.29.G           | 4-1102755-5 | 150   | HA.10.STS.1.16.G                 | 1-1102117-7 | 63    |
| CZ-HF.60.M                   | 0-1110956-1 | 42    | EMV-K.24/64.STS.1.M25.G          | 0-1102983-1 | 150   | HA.10.STS.1.M20.G                | 0-1106411-2 | 63    |
| DAHT-FIBER OPTIC             | 0-0090364-2 | 44    | EMV-K.24/64.STS.1.M32.G          | 0-1106461-8 | 150   | HA.10.STS.1.M25.G                | 0-1106411-6 | 63    |
| Die 10 mm², Kz 5             | 3-1105653-8 | 41    | EMV-K.24/64.STS.1.M40.G          | 0-1106461-3 | 150   | HA.16.AGD-LB                     | 1-1102141-2 | 104   |
| Die 10 mm², Kz 8             | 4-1105653-8 | 41    | EMV-K.3/4.AG                     | 4-1102703-5 | 53    | HA.16.AG-LB                      | 1-1102140-2 | 104   |
| Die 16 mm², Kz 8             | 4-1105653-8 | 41    | EMV-K.3/4.SG.1.11.G              | 4-1102701-5 | 54    | HA.16.Bu.C.B1-16                 | 2-1103417-3 | 100   |
| Die 16 mm², Kz 8             | 4-1105653-8 | 42    |                                  |             |       |                                  |             |       |

## Sortiert nach Bezeichnung/Sorted by description

| Bestelltext          | Best-Nr.    | Seite | Bestelltext             | Best-Nr.    | Seite | Bestelltext          | Best-Nr.    | Seite |
|----------------------|-------------|-------|-------------------------|-------------|-------|----------------------|-------------|-------|
| HA.16.Bu.C.B1-16     | 2-1103417-3 | 127   | HA.3.SG-LB.1.11.Z       | 1-1102109-2 | 50    | HB.10.SG-VS.2.16.Z   | 1-1102276-1 | 88    |
| HA.16.Bu.C.B1-16     | 2-1103417-3 | 152   | HA.3.SG-LB.1.M16.G      | 0-1106404-1 | 50    | HB.10.SG-VS.2.M25.Z  | 0-1106429-4 | 88    |
| HA.16.Bu.C.B1-16     | 2-1103417-3 | 166   | HA.3.SG-LB.1.M20.G      | 0-1106404-3 | 50    | HB.10.SKP            | 5-1106213-6 | 184   |
| HA.16.Bu.C.B17-32    | 2-1103417-7 | 127   | HA.3.Sti.S              | 1-1103400-1 | 45    | HB.10.STO.1.16.G     | 1-1102267-6 | 87    |
| HA.16.Bu.C.B17-32    | 2-1103417-7 | 152   | HA.3.STO.1.11.Z         | 1-1102101-7 | 49    | HB.10.STO.1.21.G     | 1-1102270-6 | 87    |
| HA.16.Bu.C.B17-32    | 2-1103417-7 | 166   | HA.3.STO.1.M16.Z        | 0-1106405-1 | 49    | HB.10.STO.1.M25.G    | 0-1106430-1 | 87    |
| HA.16.Bu.C.B33-48    | 2-1103417-8 | 152   | HA.3.STO.1.M20.Z        | 0-1106405-3 | 49    | HB.10.STO-GR.1.16.G  | 1-1102267-7 | 92    |
| HA.16.Bu.C.B33-48    | 2-1103417-8 | 166   | HA.3.STW.1.11.Z         | 1-1102103-7 | 49    | HB.10.STO-GR.1.M25.G | 0-1106430-2 | 92    |
| HA.16.Bu.C.B49-64    | 2-1103417-9 | 166   | HA.3.STW.1.M16.Z        | 0-1106406-1 | 49    | HB.10.STO-VS.1.16.G  | 1-1102267-1 | 90    |
| HA.16.Bu.S.B1-16     | 1-1103417-1 | 100   | HA.3.STW.1.M20.Z        | 0-1106406-3 | 49    | HB.10.STO-VS.1.M25.G | 0-1106430-3 | 90    |
| HA.16.Bu.S.B1-16     | 1-1103417-1 | 127   | HA.32.AGD               | 1-1102165-1 | 131   | HB.10.STS.1.16.G     | 1-1102261-6 | 87    |
| HA.16.Bu.S.B1-16     | 1-1103417-1 | 152   | HA.32.AG-VS             | 1-1102160-1 | 130   | HB.10.STS.1.21.G     | 1-1102264-6 | 87    |
| HA.16.Bu.S.B1-16     | 1-1103417-1 | 166   | HA.32.SGD.1.21.Z        | 1-1102167-1 | 131   | HB.10.STS.1.M25.G    | 0-1106430-4 | 87    |
| HA.16.Bu.S.B17-32    | 1-1103417-7 | 127   | HA.32.SGD.2.21.Z        | 1-1102169-1 | 131   | HB.10.STS-GR.1.16.G  | 1-1102261-7 | 92    |
| HA.16.Bu.S.B17-32    | 1-1103417-7 | 152   | HA.32.SGD.2.M25.Z       | 0-1106455-1 | 131   | HB.10.STS-GR.1.M25.G | 0-1106430-5 | 92    |
| HA.16.Bu.S.B17-32    | 1-1103417-7 | 166   | HA.32.SG-VS.1.21.Z      | 1-1102162-1 | 130   | HB.10.STS-VS.1.16.G  | 1-1102261-1 | 90    |
| HA.16.Bu.S.B33-48    | 1-1103417-8 | 152   | HA.32.SG-VS.2.21.Z      | 1-1102164-1 | 130   | HB.10.STS-VS.1.M25.G | 0-1106430-6 | 90    |
| HA.16.Bu.S.B33-48    | 1-1103417-8 | 166   | HA.32.SG-VS.2.M25.Z     | 0-1106455-2 | 130   | HB.10.STW.1.16       | 0-1108713-1 | 79    |
| HA.16.Bu.S.B49-64    | 1-1103417-9 | 166   | HA.32.STO.1.21.G        | 1-1102158-6 | 130   | HB.16.AGD            | 1-1102305-6 | 119   |
| HA.16.Bu.SC.B1-16    | 7-1103417-1 | 100   | HA.32.STO.1.M32.G       | 0-1106456-1 | 130   | HB.16.AGD-LB         | 1-1102305-2 | 121   |
| HA.16.Bu.SC.B1-16    | 7-1103417-1 | 127   | HA.32.STO-VS.1.21.G     | 1-1102158-1 | 131   | HB.16.AG-LB          | 1-1102296-2 | 121   |
| HA.16.Bu.SC.B1-16    | 7-1103417-1 | 152   | HA.32.STO-VS.1.M32.G    | 0-1106456-2 | 131   | HB.16.AG-VS          | 1-1102296-1 | 116   |
| HA.16.Bu.SC.B1-16    | 7-1103417-1 | 166   | HA.32.STS.1.21.G        | 1-1102155-6 | 130   | HB.16.KDO-LB.1.21.G  | 1-1102304-2 | 122   |
| HA.16.Bu.SC.B17-32   | 7-1103417-7 | 127   | HA.32.STS.1.M25.G       | 0-1106456-3 | 130   | HB.16.KDO-LB.1.M32.G | 0-1106447-1 | 122   |
| HA.16.Bu.SC.B17-32   | 7-1103417-7 | 152   | HA.32.STS-VS.1.21.G     | 1-1102155-1 | 131   | HB.16.KDO-VS.1.21.G  | 1-1102304-1 | 117   |
| HA.16.Bu.SC.B17-32   | 7-1103417-7 | 166   | HA.32.STS-VS.1.M25.G    | 0-1106456-4 | 131   | HB.16.KDO-VS.1.M32.G | 0-1106447-2 | 117   |
| HA.16.Bu.SC.B33-48   | 7-1103417-8 | 152   | HA.4.Bu.S               | 1-1103403-1 | 45    | HB.16.SGD.1.21.Z     | 1-1102308-6 | 119   |
| HA.16.Bu.SC.B33-48   | 7-1103417-8 | 166   | HA.4.Sti.S              | 1-1103402-1 | 45    | HB.16.SGD.2.21.Z     | 1-1102310-6 | 119   |
| HA.16.KDO-LB.1.16.G  | 1-1102152-2 | 105   | HA.48.AGD-LB            | 1-1102177-2 | 153   | HB.16.SGD.2.M25.Z    | 0-1106448-1 | 119   |
| HA.16.KDO-LB.1.M20.G | 0-1106437-1 | 105   | HA.48.AG-LB             | 1-1102176-2 | 153   | HB.16.SGD-LB.1.21.Z  | 1-1102308-2 | 122   |
| HA.16.SGD-LB.1.16.Z  | 1-1102147-2 | 105   | HA.48.SGD-LB.1.29.Z     | 1-1102183-2 | 154   | HB.16.SGD-LB.2.21.Z  | 1-1102310-2 | 122   |
| HA.16.SGD-LB.2.16.Z  | 1-1102149-2 | 105   | HA.48.SGD-LB.1.M32.Z    | 0-1102879-1 | 154   | HB.16.SGD-LB.2.M25.Z | 0-1106448-2 | 122   |
| HA.16.SGD-LB.2.M20.Z | 0-1106438-1 | 105   | HA.48.SGD-LB.2.29.Z     | 1-1102185-2 | 154   | HB.16.SG-LB.1.21.Z   | 1-1102299-2 | 121   |
| HA.16.SG-LB.1.16.Z   | 1-1102143-2 | 104   | HA.48.SGD-LB.2.M32.Z    | 0-1102879-2 | 154   | HB.16.SG-LB.2.21.Z   | 1-1102301-2 | 121   |
| HA.16.SG-LB.2.16.Z   | 1-1102145-2 | 104   | HA.48.SG-LB.1.29.Z      | 1-1102179-2 | 154   | HB.16.SG-LB.2.M25.Z  | 0-1106448-3 | 121   |
| HA.16.SG-LB.2.M20.Z  | 0-1106438-2 | 104   | HA.48.SG-LB.2.29.Z      | 1-1102181-2 | 154   | HB.16.SG-VS.1.21.Z   | 1-1102299-1 | 116   |
| HA.16.SKB            | 2-1106208-7 | 184   | HA.48.STO-GR.1.29.G     | 1-1102175-7 | 153   | HB.16.SG-VS.2.21.Z   | 1-1102301-1 | 116   |
| HA.16.Sti.C.B1-16    | 2-1103416-3 | 100   | HA.48.STO-GR.1.M32.G    | 0-1102877-2 | 153   | HB.16.SG-VS.2.M25.Z  | 0-1106448-4 | 116   |
| HA.16.Sti.C.B1-16    | 2-1103416-3 | 127   | HA.48.STS-GR.1.29.G     | 1-1102172-7 | 153   | HB.16.SKP-LB         | 3-1106214-0 | 184   |
| HA.16.Sti.C.B1-16    | 2-1103416-3 | 152   | HA.48.STS-GR.1.M32.G    | 0-1102877-1 | 153   | HB.16.SKP-VS         | 2-1106214-0 | 184   |
| HA.16.Sti.C.B1-16    | 2-1103416-3 | 166   | HA.64.AGD-LB            | 1-1102009-2 | 167   | HB.16.SKP-VS+D       | 2-1106214-1 | 184   |
| HA.16.Sti.C.B17-32   | 2-1103416-7 | 127   | HA.64.SGD-LB.1.29.Z     | 1-1102011-2 | 167   | HB.16.STO.1.21.G     | 1-1102295-6 | 115   |
| HA.16.Sti.C.B17-32   | 2-1103416-7 | 152   | HA.64.SGD-LB.1.36.Z     | 1-1102015-2 | 167   | HB.16.STO.1.M32.G    | 0-1106449-1 | 115   |
| HA.16.Sti.C.B17-32   | 2-1103416-7 | 166   | HA.64.SGD-LB.2.29.Z     | 1-1102013-2 | 167   | HB.16.STO-GR.1.21.G  | 1-1102295-7 | 120   |
| HA.16.Sti.C.B33-48   | 2-1103416-8 | 152   | HA.64.SGD-LB.2.36.Z     | 1-1102017-2 | 167   | HB.16.STO-GR.1.M32.G | 0-1106449-2 | 120   |
| HA.16.Sti.C.B33-48   | 2-1103416-8 | 166   | HA.64.STO-GR.1.29.G     | 1-1102027-7 | 167   | HB.16.STO-VS.1.21.G  | 1-1102295-1 | 118   |
| HA.16.Sti.C.B49-64   | 2-1103416-9 | 166   | HA.64.STO-GR.1.36.G     | 1-1102030-7 | 167   | HB.16.STO-VS.1.M32.G | 0-1106449-3 | 118   |
| HA.16.Sti.S.B1-16    | 1-1103416-1 | 100   | HA.64.STO-GR.1.42.G     | 1-1102033-7 | 167   | HB.16.STS.1.21.G     | 1-1102292-6 | 115   |
| HA.16.Sti.S.B1-16    | 1-1103416-1 | 127   | HA.64.STO-GR.1.M50.G    | 0-1106480-1 | 167   | HB.16.STS.1.M32.G    | 0-1106449-4 | 115   |
| HA.16.Sti.S.B1-16    | 1-1103416-1 | 152   | HA.64.STS-GR.1.29.G     | 1-1102002-7 | 167   | HB.16.STS-GR.1.21.G  | 1-1102292-7 | 120   |
| HA.16.Sti.S.B1-16    | 1-1103416-1 | 166   | HA.64.STS-GR.1.36.G     | 1-1102005-7 | 167   | HB.16.STS-GR.1.M32.G | 0-1106449-5 | 120   |
| HA.16.Sti.S.B17-32   | 1-1103416-7 | 127   | HA.64.STS-GR.1.42.G     | 1-1102008-7 | 167   | HB.16.STS-VS.1.21.G  | 1-1102292-1 | 118   |
| HA.16.Sti.S.B17-32   | 1-1103416-7 | 152   | HA.64.STS-GR.1.M50.G    | 0-1106480-2 | 167   | HB.16.STS-VS.1.M32.G | 0-1106449-6 | 118   |
| HA.16.Sti.S.B17-32   | 1-1103416-7 | 166   | HA-K.10.AG-LB           | 2-1102121-2 | 64    | HB.24.AGD            | 1-1102340-6 | 143   |
| HA.16.Sti.S.B33-48   | 1-1103416-8 | 152   | HA-K.3.AG-LB            | 2-1102105-2 | 49    | HB.24.AGD-LB         | 1-1102340-2 | 145   |
| HA.16.Sti.S.B33-48   | 1-1103416-8 | 166   | HA-K.3.AGW-LB           | 2-1102107-2 | 49    | HB.24.AG-LB          | 1-1102291-2 | 145   |
| HA.16.Sti.S.B49-64   | 1-1103416-9 | 166   | HA-K.3.STO.1.11.Z       | 2-1102101-7 | 49    | HB.24.AG-VS          | 1-1102291-1 | 140   |
| HA.16.Sti.SC.B1-16   | 7-1103416-1 | 100   | HA-K.3.STO.1.M16.Z      | 0-1106405-2 | 46    | HB.24.KDO-LB.1.21.G  | 1-1102336-2 | 147   |
| HA.16.Sti.SC.B1-16   | 7-1103416-1 | 127   | Handtool 2,5 mm Contact | 734285-1    | 36    | HB.24.KDO-LB.1.29.G  | 1-1102339-2 | 147   |
| HA.16.Sti.SC.B1-16   | 7-1103416-1 | 152   | Handtool 2,5 mm Contact | 734285-2    | 36    | HB.24.KDO-LB.1.M32.G | 0-1106463-1 | 147   |
| HA.16.Sti.SC.B1-16   | 7-1103416-1 | 166   | Handtool 2,5 mm Contact | 734285-3    | 36    | HB.24.KDO-VS.1.21.G  | 1-1102336-1 | 141   |
| HA.16.Sti.SC.B17-32  | 7-1103416-7 | 127   | HB.10.AGD               | 1-1102283-6 | 91    | HB.24.KDO-VS.1.29.G  | 1-1102339-1 | 141   |
| HA.16.Sti.SC.B17-32  | 7-1103416-7 | 152   | HB.10.AGD-LB            | 1-1102283-2 | 93    | HB.24.KDO-VS.1.M32.G | 0-1106463-2 | 141   |
| HA.16.Sti.SC.B17-32  | 7-1103416-7 | 166   | HB.10.AG-LB             | 1-1102271-2 | 93    | HB.24.SGD.1.21.Z     | 1-1102343-6 | 143   |
| HA.16.Sti.SC.B33-48  | 7-1103416-8 | 152   | HB.10.AG-VS             | 1-1102271-1 | 88    | HB.24.SGD.2.21.Z     | 1-1102345-6 | 143   |
| HA.16.Sti.SC.B33-48  | 7-1103416-8 | 166   | HB.10.KDO-LB.1.16.G     | 1-1102279-2 | 94    | HB.24.SGD.2.M25.Z    | 0-1106464-1 | 143   |
| HA.16.Sti.SC.B49-64  | 7-1103416-9 | 166   | HB.10.KDO-LB.1.21.G     | 1-1102282-2 | 94    | HB.24.SGD-LB.1.21.Z  | 1-1102343-2 | 146   |
| HA.16.STO.1.16.G     | 1-1102139-7 | 103   | HB.10.KDO-LB.1.M25.G    | 0-1106428-1 | 94    | HB.24.SGD-LB.2.21.Z  | 1-1102345-2 | 146   |
| HA.16.STO.1.M20.G    | 0-1106439-1 | 103   | HB.10.KDO-VS.1.16.G     | 1-1102279-1 | 89    | HB.24.SGD-LB.2.M25.Z | 0-1106464-2 | 146   |
| HA.16.STS.1.16.G     | 1-1102136-7 | 103   | HB.10.KDO-VS.1.21.G     | 1-1102282-1 | 89    | HB.24.SG-LB.1.21.Z   | 1-1102331-2 | 146   |
| HA.16.STS.1.M20.G    | 0-1106439-2 | 103   | HB.10.KDO-VS.1.M25.G    | 0-1106428-2 | 89    | HB.24.SG-LB.2.21.Z   | 1-1102333-2 | 146   |
| HA.3.AGD-LB          | 1-1102106-2 | 49    | HB.10.SGD.1.16.Z        | 1-1102286-6 | 91    | HB.24.SG-LB.2.M25.Z  | 0-1106464-3 | 146   |
| HA.3.AG-LB           | 1-1102105-2 | 49    | HB.10.SGD.2.16.Z        | 1-1102288-6 | 91    | HB.24.SG-VS.1.21.Z   | 1-1102331-1 | 141   |
| HA.3.AGW-LB          | 1-1102107-2 | 49    | HB.10.SGD.2.M25.Z       | 0-1106429-1 | 91    | HB.24.SG-VS.2.21.Z   | 1-1102333-1 | 141   |
| HA.3.Bu.S            | 1-1103401-1 | 45    | HB.10.SGD-LB.1.16.Z     | 1-1102286-2 | 94    | HB.24.SG-VS.2.M25.Z  | 0-1106464-4 | 141   |
| HA.3.EG-LB/A.1.16.Z  | 1-1102114-2 | 50    | HB.10.SGD-LB.2.16.Z     | 1-1102288-2 | 94    | HB.24.SKP-LB         | 3-1106216-0 | 184   |
| HA.3.EG-LB/A.1.M20.Z | 0-1102874-1 | 50    | HB.10.SGD-LB.2.M25.Z    | 0-1106429-2 | 94    | HB.24.SKP-VS         | 2-1106216-0 | 184   |
| HA.3.KDOD-LB.1.11.Z  | 1-1108759-2 | 50    | HB.10.SG-LB.1.16.Z      | 1-1102274-2 | 93    | HB.24.SKP-VS+D       | 2-1106216-1 | 184   |
| HA.3.KDO-LB.1.11.Z   | 1-1102112-2 | 50    | HB.10.SG-LB.2.16.Z      | 1-1102276-2 | 93    | HB.24.STO.1.21.G     | 1-1102325-6 | 140   |
| HA.3.KDO-LB.1.M16.Z  | 0-1106403-1 | 50    | HB.10.SG-LB.2.M25.Z     | 0-1106429-3 | 93    | HB.24.STO.1.29.G     | 1-1102328-6 | 140   |
| HA.3.SG-LB.1.11.G    | 1-1102110-2 | 50    | HB.10.SG-VS.1.16.Z      | 1-1102274-1 | 88    | HB.24.STO.1.M32.G    | 0-1106465-1 | 140   |

Sortiert nach Bezeichnung/Sorted by description

| Bestelltext            | Best-Nr.    | Seite | Bestelltext            | Best-Nr.    | Seite | Bestelltext               | Best-Nr.    | Seite |
|------------------------|-------------|-------|------------------------|-------------|-------|---------------------------|-------------|-------|
| HB.24.STO-GR.1.21.G    | 1-1102325-7 | 145   | HB-K.10.SGD-LB.1.16.Z  | 2-1102286-2 | 94    | HB-K.32.SGD.2.M32.Z       | 0-1106476-5 | 162   |
| HB.24.STO-GR.1.29.G    | 1-1102328-7 | 145   | HB-K.10.SGD-LB.2.16.Z  | 2-1102288-2 | 94    | HB-K.32.SG-VS.1.29.Z      | 2-1102354-1 | 161   |
| HB.24.STO-GR.1.M32.G   | 0-1106465-2 | 145   | HB-K.10.SGD-LB.2.M25.Z | 0-1106429-6 | 94    | HB-K.32.SG-VS.2.29.Z      | 2-1102356-1 | 161   |
| HB.24.STO-VS.1.21.G    | 1-1102325-1 | 142   | HB-K.10.SG-LB.1.16.Z   | 2-1102274-2 | 93    | HB-K.32.SG-VS.2.M32.Z     | 0-1106476-8 | 161   |
| HB.24.STO-VS.1.29.G    | 1-1102328-1 | 142   | HB-K.10.SG-LB.2.M25.Z  | 0-1106429-7 | 93    | HB-K.32.STO.1.29.G        | 2-1102351-6 | 160   |
| HB.24.STO-VS.1.M32.G   | 0-1106465-3 | 142   | HB-K.10.SG-VS.1.16.Z   | 2-1102274-1 | 88    | HB-K.32.STO.1.M40.G       | 0-1106477-7 | 160   |
| HB.24.STS.1.21.G       | 1-1102316-6 | 139   | HB-K.10.SG-VS.2.16.Z   | 2-1102276-1 | 88    | HB-K.32.STO-GR.1.29.G     | 2-1102351-7 | 163   |
| HB.24.STS.1.29.G       | 1-1102319-6 | 139   | HB-K.10.SG-VS.2.M25.Z  | 0-1106429-8 | 88    | HB-K.32.STO-GR.1.M40.G    | 0-1106477-8 | 163   |
| HB.24.STS.1.M32.G      | 0-1106465-4 | 139   | HB-K.10.STO.1.16.G     | 2-1102267-6 | 87    | HB-K.32.STS.1.29.G        | 2-1102348-6 | 160   |
| HB.24.STS-GR.1.21.G    | 1-1102316-7 | 144   | HB-K.10.STO.1.21.G     | 2-1102270-6 | 87    | HB-K.32.STS.1.M40.G       | 1-1106477-0 | 160   |
| HB.24.STS-GR.1.29.G    | 1-1102319-7 | 144   | HB-K.10.STO.1.M25.G    | 0-1106430-7 | 87    | HB-K.32.STS-GR.1.29.G     | 2-1102348-7 | 163   |
| HB.24.STS-GR.1.M32.G   | 0-1106465-5 | 144   | HB-K.10.STO-GR.1.16.G  | 2-1102267-7 | 92    | HB-K.32.STS-GR.1.M40.G    | 1-1106477-1 | 163   |
| HB.24.STS-VS.1.21.G    | 1-1102316-1 | 142   | HB-K.10.STO-GR.1.M25.G | 0-1106430-8 | 92    | HB-K.32.STS-VS.1.M40.G    | 1-1106477-2 | 162   |
| HB.24.STS-VS.1.29.G    | 1-1102319-1 | 142   | HB-K.10.STO-VS.1.16.G  | 2-1102267-1 | 90    | HB-K.48.AGD-LB            | 2-1102389-2 | 173   |
| HB.24.STS-VS.1.M32.G   | 0-1106465-6 | 142   | HB-K.10.STO-VS.1.M25.G | 0-1106430-9 | 90    | HB-K.48.SGD-LB.1.36.Z     | 2-1107005-2 | 173   |
| HB.32.AGD              | 1-1102360-6 | 162   | HB-K.10.STS.1.16.G     | 2-1102261-6 | 87    | HB-K.48.SGD-LB.2.36.Z     | 2-1107007-2 | 173   |
| HB.32.AGD-LB           | 1-1102360-2 | 164   | HB-K.10.STS.1.21.G     | 2-1102264-6 | 87    | HB-K.48.SG-LB.1.36.Z      | 2-1102395-2 | 173   |
| HB.32.AG-LB            | 1-1102352-2 | 164   | HB-K.10.STS.1.M25.G    | 1-1106430-0 | 87    | HB-K.48.SG-LB.2.36.Z      | 2-1102397-2 | 173   |
| HB.32.AG-VS            | 1-1102352-1 | 160   | HB-K.10.STS-GR.1.16    | 2-1102259-7 | 92    | HB-K.48.SG-LB.2.M40.Z     | 0-1106481-4 | 173   |
| HB.32.KDO-VS.1.29.G    | 1-1102359-1 | 161   | HB-K.10.STS-GR.1.16.G  | 2-1102261-7 | 92    | HB-K.48.STO-GR.1.36.G     | 2-1102385-7 | 172   |
| HB.32.KDO-VS.1.M40.G   | 0-1106475-2 | 161   | HB-K.10.STS-VS.1.16.G  | 2-1102261-1 | 90    | HB-K.48.STO-GR.1.M50.G    | 0-1106482-6 | 172   |
| HB.32.SGD.1.29.Z       | 1-1102362-6 | 162   | HB-K.10.STS-VS.1.M25.G | 1-1106430-2 | 90    | HB-K.48.STS-GR.1.36.G     | 2-1102376-7 | 172   |
| HB.32.SGD.2.29.Z       | 1-1102364-6 | 162   | HB-K.16.AGD            | 2-1102305-6 | 119   | HB-K.48.STS-GR.1.M50.G    | 0-1106482-4 | 172   |
| HB.32.SGD.2.M32.Z      | 0-1106476-1 | 162   | HB-K.16.AGD-LB         | 2-1102305-2 | 121   | HB-K.6.AGD-LB             | 2-1102246-2 | 74    |
| HB.32.SGD-LB.1.29.Z    | 1-1102362-2 | 164   | HB-K.16.AG-LB          | 2-1102296-2 | 121   | HB-K.6.AG-LB              | 2-1102244-2 | 74    |
| HB.32.SGD-LB.2.M32.Z   | 0-1106476-2 | 164   | HB-K.16.AG-VS          | 2-1102296-1 | 116   | HB-K.6.KDO-LB.1.16.G      | 2-1102258-2 | 76    |
| HB.32.SG-VS.1.29.Z     | 1-1102354-1 | 161   | HB-K.16.KDO-VS.1.21.G  | 2-1102304-1 | 117   | HB-K.6.KDO-LB.1.M25.G     | 0-1106417-2 | 76    |
| HB.32.SG-VS.2.29.Z     | 1-1102356-1 | 161   | HB-K.16.KDO-VS.1.M32.G | 0-1106447-4 | 117   | HB-K.6.SGD-LB.1.16.Z      | 2-1102253-2 | 75    |
| HB.32.SG-VS.2.M32.Z    | 0-1106476-4 | 161   | HB-K.16.SGD.1.21.Z     | 2-1102308-6 | 119   | HB-K.6.SGD-LB.2.16.Z      | 2-1102255-2 | 75    |
| HB.32.STO.1.29.G       | 1-1102351-6 | 160   | HB-K.16.SGD.2.21.Z     | 2-1102310-6 | 119   | HB-K.6.SGD-LB.2.M25.Z     | 0-1106418-3 | 75    |
| HB.32.STO.1.M40.G      | 0-1106477-1 | 160   | HB-K.16.SGD.2.M25.Z    | 0-1106448-5 | 119   | HB-K.6.SG-LB.1.16.Z       | 2-1102249-2 | 74    |
| HB.32.STO-GR.1.29.G    | 1-1102351-7 | 163   | HB-K.16.SGD-LB.1.21.Z  | 2-1102308-2 | 122   | HB-K.6.SG-LB.2.16.Z       | 2-1102251-2 | 74    |
| HB.32.STO-GR.1.M40.G   | 0-1106477-2 | 163   | HB-K.16.SGD-LB.2.21.Z  | 2-1102310-2 | 122   | HB-K.6.SG-LB.2.M25.Z      | 0-1106418-4 | 74    |
| HB.32.STS.1.29.G       | 1-1102348-6 | 160   | HB-K.16.SGD-LB.2.M25.Z | 0-1106448-6 | 122   | HB-K.6.STO.1.16.G         | 2-1102243-7 | 73    |
| HB.32.STS.1.M40.G      | 0-1106477-4 | 160   | HB-K.16.SG-LB.2.M25.Z  | 0-1106448-7 | 121   | HB-K.6.STO.1.M25.G        | 0-1106419-3 | 73    |
| HB.32.STS-GR.1.29.G    | 1-1102348-7 | 163   | HB-K.16.SG-VS.1.21.Z   | 2-1102299-1 | 116   | HB-K.6.STS.1.13.G         | 0-1108573-5 | 73    |
| HB.32.STS-GR.1.M40.G   | 0-1106477-5 | 163   | HB-K.16.SG-VS.2.21.Z   | 2-1102301-1 | 116   | HB-K.6.STS.1.16.G         | 2-1102240-7 | 73    |
| HB.32.STS-VS.1.29.G    | 1-1102348-1 | 162   | HB-K.16.SG-VS.2.M25.Z  | 0-1106448-9 | 116   | HB-K.6.STS.1.M25.G        | 0-1106419-4 | 73    |
| HB.32.STS-VS.1.M40.G   | 0-1106477-6 | 162   | HB-K.16.STO.1.21.G     | 2-1102295-6 | 115   | HB-K/Z.10.AG-ZVGR         | 2-1102271-8 | 96    |
| HB.48.AGD-LB           | 1-1102389-2 | 173   | HB-K.16.STO.1.M32.G    | 0-1106449-7 | 115   | HB-K/Z.10.SG-ZVGR.1.16.Z  | 2-1102274-8 | 97    |
| HB.48.SGD-LB.1.29.Z    | 1-1107001-2 | 173   | HB-K.16.STO-GR.1.21.G  | 2-1102295-7 | 120   | HB-K/Z.10.SG-ZVGR.2.16.Z  | 2-1102276-8 | 97    |
| HB.48.SGD-LB.1.36.Z    | 1-1107005-2 | 173   | HB-K.16.STO-GR.1.M32.G | 0-1106449-8 | 120   | HB-K/Z.10.SG-ZVGR.2.M25.Z | 0-1106429-9 | 97    |
| HB.48.SGD-LB.2.29.Z    | 1-1107003-2 | 173   | HB-K.16.STO-VS.1.M32.G | 0-1106449-9 | 118   | HB-K/Z.10.STS-ZB.1.16.G   | 2-1102261-3 | 96    |
| HB.48.SGD-LB.2.36.Z    | 1-1107007-2 | 173   | HB-K.16.STS.1.21.G     | 2-1102292-6 | 115   | HB-K/Z.10.STS-ZB.1.M25.G  | 1-1106430-4 | 96    |
| HB.48.SGD-LB.2.M40.Z   | 0-1106481-1 | 173   | HB-K.16.STS.1.M32.G    | 1-1106449-0 | 115   | HB-K/Z.16.AG-ZVGR         | 2-1102296-8 | 123   |
| HB.48.SG-LB.1.29.Z     | 1-1102391-2 | 173   | HB-K.16.STS-GR.1.21.G  | 2-1102292-7 | 120   | HB-K/Z.16.SG-ZVGR.1.21.Z  | 2-1102299-8 | 124   |
| HB.48.SG-LB.1.36.Z     | 1-1102395-2 | 173   | HB-K.16.STS-GR.1.M32.G | 1-1106449-1 | 120   | HB-K/Z.16.SG-ZVGR.2.21.Z  | 2-1102301-8 | 124   |
| HB.48.SG-LB.2.29.Z     | 1-1102393-2 | 173   | HB-K.16.STS-VS.1.M32.G | 1-1106449-2 | 118   | HB-K/Z.16.SG-ZVGR.2.M25.Z | 1-1106448-0 | 124   |
| HB.48.SG-LB.2.36.Z     | 1-1102397-2 | 173   | HB-K.24.AGD            | 2-1102340-6 | 143   | HB-K/Z.16.STS-ZB.1.21.G   | 2-1102292-3 | 123   |
| HB.48.SG-LB.2.M40.Z    | 0-1106481-2 | 173   | HB-K.24.AGD-LB         | 2-1102340-2 | 145   | HB-K/Z.16.STS-ZB.1.M32.G  | 1-1106449-4 | 123   |
| HB.48.STO-GR.1.29.G    | 1-1102382-7 | 172   | HB-K.24.AG-LB          | 2-1102291-2 | 145   | HB-K/Z.24.AG-ZVGR         | 2-1102291-8 | 149   |
| HB.48.STO-GR.1.36.G    | 1-1102385-7 | 172   | HB-K.24.AG-VS          | 2-1102291-1 | 140   | HB-K/Z.24.SG-ZVGR.1.21.Z  | 2-1102331-8 | 149   |
| HB.48.STO-GR.1.42.G    | 1-1102388-7 | 172   | HB-K.24.KDO-LB.1.M32.G | 0-1106463-3 | 147   | HB-K/Z.24.STS-ZB.1.21.G   | 2-1102316-3 | 148   |
| HB.48.STO-GR.1.M50.G   | 0-1106482-1 | 172   | HB-K.24.KDO-VS.1.21.G  | 2-1102336-1 | 141   | HB-K/Z.24.STS-ZB.1.M32.G  | 1-1106465-5 | 148   |
| HB.48.STS-GR.1.29.G    | 1-1102373-7 | 172   | HB-K.24.SGD.1.21.Z     | 2-1102343-6 | 143   | HB-K/Z.32.AG-ZVGR         | 2-1102352-8 | 165   |
| HB.48.STS-GR.1.36.G    | 1-1102376-7 | 172   | HB-K.24.SGD.2.M25.G    | 0-1106464-5 | 143   | HB-K/Z.32.STS-ZB.1.29.G   | 2-1102348-3 | 165   |
| HB.48.STS-GR.1.42.G    | 1-1102379-7 | 172   | HB-K.24.SGD-LB.1.21.Z  | 2-1102343-2 | 146   | HB-K/Z.32.STS-ZB.1.M40.G  | 1-1106477-4 | 165   |
| HB.48.STS-GR.1.M50.G   | 0-1106482-2 | 172   | HB-K.24.SGD-LB.2.M25.Z | 0-1106464-6 | 146   | HB-K/Z.48.AG-ZVGR         | 2-1102237-8 | 174   |
| HB.6.AGD-LB            | 1-1102246-2 | 74    | HB-K.24.SG-LB.1.21.Z   | 2-1102331-2 | 146   | HB-K/Z.48.STS-ZB.1.42.G   | 2-1102234-3 | 174   |
| HB.6.AG-LB             | 1-1102244-2 | 74    | HB-K.24.SG-LB.2.M25.Z  | 0-1106464-7 | 146   | HB-K/Z.48.STS-ZB.1.42.Z   | 2-1102233-3 | 174   |
| HB.6.KDO-LB.1.16.G     | 1-1102258-2 | 76    | HB-K.24.SG-VS.1.21.Z   | 2-1102331-1 | 141   | HB-K/Z.48.STS-ZB.1.48.G   | 2-1102236-3 | 174   |
| HB.6.KDO-LB.1.M25.G    | 0-1106417-1 | 76    | HB-K.24.SG-VS.2.21.Z   | 2-1102333-1 | 141   | HB-K/Z.48.STS-ZB.1.48.Z   | 2-1102235-3 | 174   |
| HB.6.SGD-LB.1.16.Z     | 1-1102253-2 | 75    | HB-K.24.SG-VS.2.M25.Z  | 0-1106464-8 | 141   | HB-K/Z.6.AG-ZVGR          | 2-1102244-8 | 77    |
| HB.6.SGD-LB.2.16.Z     | 1-1102255-2 | 75    | HB-K.24.STO.1.21.G     | 2-1102325-6 | 140   | HB-K/Z.6.SG-ZVGR.1.16.Z   | 2-1102249-8 | 78    |
| HB.6.SGD-LB.2.M25.Z    | 0-1106418-1 | 75    | HB-K.24.STO.1.29.G     | 2-1102328-6 | 140   | HB-K/Z.6.SG-ZVGR.2.16.Z   | 2-1102251-8 | 78    |
| HB.6.SG-LB.1.16.Z      | 1-1102249-2 | 74    | HB-K.24.STO.1.M32.G    | 0-1106465-7 | 140   | HB-K/Z.6.SG-ZVGR.2.M25.Z  | 0-1106418-5 | 78    |
| HB.6.SG-LB.2.16.Z      | 1-1102251-2 | 74    | HB-K.24.STO-GR.1.29.G  | 2-1102328-7 | 145   | HB-K/Z.6.STS-ZB.1.16.G    | 2-1102240-3 | 77    |
| HB.6.SG-LB.2.M25.Z     | 0-1106418-2 | 74    | HB-K.24.STO-GR.1.M32.G | 0-1106465-8 | 145   | HB-K/Z.6.STS-ZB.1.M25.G   | 0-1106419-5 | 77    |
| HB.6.SKP               | 5-1106207-7 | 184   | HB-K.24.STO-VS.1.M32.G | 1-1106465-0 | 142   | HB-KF.10.STS.1.16.G       | 1-1102211-6 | 87    |
| HB.6.ST0.1.16.G        | 1-1102243-7 | 73    | HB-K.24.STS.1.21.G     | 2-1102316-6 | 139   | HB-KF.10.STS.1.21.G       | 1-1102214-6 | 87    |
| HB.6.STO.1.M25.G       | 0-1106419-1 | 73    | HB-K.24.STS.1.29.G     | 2-1102319-6 | 139   | HB-KF.10.STS.1.M25.G      | 0-1106431-1 | 87    |
| HB.6.STS.1.16.G        | 1-1102240-7 | 73    | HB-K.24.STS.1.M32.G    | 1-1106465-1 | 139   | HB-KF.10.STS-GR.1.16.G    | 1-1102211-7 | 92    |
| HB.6.STS.1.M25.G       | 0-1106419-2 | 73    | HB-K.24.STS-GR.1.21.G  | 2-1102316-7 | 144   | HB-KF.10.STS-GR.1.M25.G   | 0-1106431-2 | 92    |
| HB-K.10.AGD            | 2-1102283-6 | 91    | HB-K.24.STS-GR.1.29.G  | 2-1102319-7 | 144   | HB-KF.10.STS-VS.1.16.G    | 1-1102211-1 | 90    |
| HB-K.10.AGD-LB         | 2-1102283-2 | 93    | HB-K.24.STS-GR.1.M32.G | 1-1106465-2 | 144   | HB-KF.10.STS-VS.1.M25.G   | 0-1106431-3 | 90    |
| HB-K.10.AG-LB          | 2-1102271-2 | 93    | HB-K.24.STS-VS.1.29.G  | 2-1102319-1 | 142   | HB-KF.16.STS.1.21.G       | 1-1102220-6 | 115   |
| HB-K.10.AG-VS          | 2-1102271-1 | 88    | HB-K.24.STS-VS.1.M32.G | 1-1106465-3 | 142   | HB-KF.6.STS.1.16.G        | 1-1102205-7 | 73    |
| HB-K.10.KDO-VS.1.16.G  | 2-1102279-1 | 89    | HB-K.32.AGD            | 2-1102360-6 | 162   | HB-KF.6.STS.1.M25.G       | 0-1106420-1 | 73    |
| HB-K.10.KDO-VS.1.M25.G | 0-1106428-4 | 89    | HB-K.32.AGD-LB         | 2-1102360-2 | 164   | HB-KF/K.10.STS.1.16.G     | 2-1102211-6 | 87    |
| HB-K.10.SGD.1.16.Z     | 2-1102286-6 | 91    | HB-K.32.AG-LB          | 2-1102352-2 | 164   | HB-KF/K.10.STS.1.21.G     | 2-1102214-6 | 87    |
| HB-K.10.SGD.2.M25.Z    | 0-1106429-5 | 91    | HB-K.32.AG-VS          | 2-1102352-1 | 160   | HB-KF/K.10.STS.1.M25.G    | 0-1106431-5 | 87    |

Sortiert nach Bezeichnung/Sorted by description

| Bestelltext                 | Best-Nr.    | Seite | Bestelltext          | Best-Nr.    | Seite | Bestelltext          | Best-Nr.    | Seite |
|-----------------------------|-------------|-------|----------------------|-------------|-------|----------------------|-------------|-------|
| HB-KF/K.10.STS-GR.1.16.G    | 2-1102211-7 | 92    | HD.15.STO.1.M25.G    | 0-1106414-1 | 63    | HD.40.KDO-LB.1.29.G  | 1-1102587-2 | 122   |
| HB-KF/K.10.STS-VS.1.16.G    | 2-1102211-1 | 90    | HD.15.STS.1.16.G     | 1-1102427-7 | 63    | HD.40.KDO-LB.1.M32.G | 0-1106450-1 | 122   |
| HB-KF/K.10.STS-VS.1.M25.G   | 0-1106431-7 | 90    | HD.15.STS.1.21.G     | 1-1102430-7 | 63    | HD.40.KDO-VS.1.21.G  | 1-1102584-1 | 117   |
| HB-KF/K.10.STS-VS.1.M25.G   | 0-1106431-7 | 92    | HD.15.STS.1.M25.G    | 0-1106414-2 | 63    | HD.40.KDO-VS.1.29.G  | 1-1102587-1 | 117   |
| HB-KF/K.16.STS.1.M32.G      | 1-1106449-8 | 115   | HD.16.Bu.C           | 2-1103007-3 | 69    | HD.40.KDO-VS.1.M32.G | 0-1106450-2 | 117   |
| HB-KF/K.6.STS.1.16.G        | 2-1102205-7 | 73    | HD.16.KDO-LB.1.21.G  | 1-1102489-2 | 76    | HD.40.SGD.1.21.Z     | 1-1102589-6 | 119   |
| HB-KF/K.6.STS.1.M25.G       | 0-1102899-1 | 73    | HD.16.KDO-LB.1.M32.G | 0-1106421-1 | 76    | HD.40.SGD.1.29.Z     | 1-1102593-6 | 119   |
| HB-KF/K-Z.10.STS-ZB.1.16.G  | 2-1102211-3 | 96    | HD.16.SGD-LB.1.21.Z  | 1-1102480-2 | 75    | HD.40.SGD.2.21.Z     | 1-1102591-6 | 119   |
| HB-KF/K-Z.10.STS-ZB.1.M25.G | 0-1106431-8 | 96    | HD.16.SGD-LB.2.21.Z  | 1-1102482-2 | 75    | HD.40.SGD.2.29.Z     | 1-1102595-6 | 119   |
| HB-KF/K-Z.16.STS-ZB.1.21.G  | 2-1102220-3 | 123   | HD.16.SGD-LB.2.M32.Z | 0-1106422-1 | 75    | HD.40.SGD.2.M32.Z    | 0-1106451-1 | 119   |
| HB-KF/K-Z.16.STS-ZB.1.M32.G | 2-1106449-1 | 123   | HD.16.SG-LB.1.21.Z   | 1-1102472-2 | 75    | HD.40.SGD-LB.1.21.Z  | 1-1102589-2 | 122   |
| HB-KF/K-Z.24.STS-ZB.1.29.G  | 2-1102232-3 | 148   | HD.16.SG-LB.2.21.Z   | 1-1102474-2 | 75    | HD.40.SGD-LB.1.29.Z  | 1-1102593-2 | 122   |
| HB-KF/K-Z.24.STS-ZB.1.M32.G | 0-1106466-7 | 148   | HD.16.SG-LB.2.M32.Z  | 0-1106422-2 | 75    | HD.40.SGD-LB.2.21.Z  | 1-1102591-2 | 122   |
| HB-KF/K-Z.6.STS-ZB.1.16.G   | 2-1102205-3 | 77    | HD.16.Sti.C          | 2-1103006-3 | 69    | HD.40.SGD-LB.2.29.Z  | 1-1102595-2 | 122   |
| HB-KF/K-Z.6.STS-ZB.1.M25.G  | 0-1106420-2 | 77    | HD.16.STO.1.21.G     | 1-1102467-7 | 74    | HD.40.SGD-LB.2.M32.Z | 0-1106451-2 | 122   |
| HB-KF-Z.10.STS-ZB.1.16.G    | 1-1102211-3 | 96    | HD.16.STO.1.M32.G    | 0-1106423-1 | 74    | HD.40.SG-LB.1.21.Z   | 1-1102575-2 | 121   |
| HB-KF-Z.10.STS-ZB.1.M25.G   | 0-1106431-4 | 96    | HD.16.STS.1.21.G     | 1-1102461-7 | 73    | HD.40.SG-LB.1.29.Z   | 1-1102579-2 | 121   |
| HB-KF-Z.16.STS-ZB.1.21.G    | 1-1102220-3 | 123   | HD.16.STS.1.M32.G    | 0-1106423-2 | 73    | HD.40.SG-LB.2.21.Z   | 1-1102577-2 | 121   |
| HB-KF-Z.16.STS-ZB.1.M32.G   | 2-1106449-2 | 123   | HD.24.Bu.C           | 2-1103009-3 | 84    | HD.40.SG-LB.2.29.Z   | 1-1102581-2 | 121   |
| HB-KF-Z.24.STS-ZB.1.21.G    | 1-1102229-3 | 148   | HD.24.KDO-LB.1.29.G  | 1-1102519-2 | 94    | HD.40.SG-LB.2.M32.Z  | 0-1106451-3 | 121   |
| HB-KF-Z.24.STS-ZB.1.29.G    | 1-1102232-3 | 148   | HD.24.KDO-LB.1.M32.G | 0-1106432-1 | 94    | HD.40.SG-VS.1.21.Z   | 1-1102575-1 | 116   |
| HB-KF-Z.24.STS-ZB.1.M32.G   | 0-1106466-8 | 148   | HD.24.KDO-VS.1.M32.G | 0-1106432-2 | 89    | HD.40.SG-VS.1.29.Z   | 1-1102579-1 | 116   |
| HB-KF-Z.6.STS-ZB.1.16.G     | 1-1102205-3 | 77    | HD.24.SGD.2.21.Z     | 1-1102523-6 | 91    | HD.40.SG-VS.2.21.Z   | 1-1102577-1 | 116   |
| HB-KF-Z.6.STS-ZB.1.M25.G    | 0-1106420-3 | 77    | HD.24.SGD.2.M32.Z    | 0-1106433-1 | 91    | HD.40.SG-VS.2.29.Z   | 1-1102581-1 | 116   |
| HB-Z.10.AG-ZVGR             | 1-1102271-8 | 96    | HD.24.SGD-LB.1.29.Z  | 1-1102525-2 | 94    | HD.40.SG-VS.2.M32.Z  | 0-1106451-4 | 116   |
| HB-Z.10.SG-ZVGR.1.16.Z      | 1-1102274-8 | 97    | HD.24.SGD-LB.2.21.Z  | 1-1102523-2 | 94    | HD.40.Sti.C          | 2-1103012-3 | 110   |
| HB-Z.10.SG-ZVGR.2.16.Z      | 1-1102276-8 | 97    | HD.24.SGD-LB.2.29.Z  | 1-1102527-2 | 94    | HD.40.Sti.C          | 2-1103012-3 | 158   |
| HB-Z.10.STS-ZB.1.16.G       | 1-1102261-3 | 96    | HD.24.SGD-LB.2.M32.Z | 0-1106433-2 | 94    | HD.40.STO.1.21.G     | 1-1102570-6 | 116   |
| HB-Z.10.STS-ZB.1.M25.G      | 1-1106430-6 | 96    | HD.24.SG-LB.1.21.Z   | 1-1102507-2 | 93    | HD.40.STO.1.29.G     | 1-1102573-6 | 116   |
| HB-Z.16.AG-ZVGR             | 1-1102296-8 | 123   | HD.24.SG-LB.1.29.Z   | 1-1102511-2 | 93    | HD.40.STO.1.M32.G    | 0-1106452-1 | 116   |
| HB-Z.16.SG-ZVGR.1.21.Z      | 1-1102299-8 | 124   | HD.24.SG-LB.2.21.Z   | 1-1102509-2 | 93    | HD.40.STO.1.M40.G    | 0-1102920-1 | 116   |
| HB-Z.16.SG-ZVGR.2.21.Z      | 1-1102301-8 | 124   | HD.24.SG-LB.2.29.Z   | 1-1102513-2 | 93    | HD.40.STO-GR.1.21.G  | 1-1102570-7 | 120   |
| HB-Z.16.SG-ZVGR.2.M25.Z     | 1-1106448-1 | 124   | HD.24.SG-LB.2.M32.Z  | 0-1106433-3 | 93    | HD.40.STO-GR.1.29.G  | 1-1102573-7 | 120   |
| HB-Z.16.STS-ZB.1.21.G       | 1-1102292-3 | 123   | HD.24.SG-VS.1.21.Z   | 1-1102507-1 | 88    | HD.40.STO-GR.1.M32.G | 0-1106452-2 | 120   |
| HB-Z.16.STS-ZB.1.M32.G      | 2-1106449-4 | 123   | HD.24.SG-VS.1.29.Z   | 1-1102511-1 | 88    | HD.40.STO-VS.1.21.G  | 1-1102570-1 | 118   |
| HB-Z.24.AG-ZVGR             | 1-1102291-8 | 149   | HD.24.SG-VS.2.21.Z   | 1-1102509-1 | 88    | HD.40.STO-VS.1.29.G  | 1-1102573-1 | 118   |
| HB-Z.24.SG-ZVGR.1.21.Z      | 1-1102331-8 | 149   | HD.24.SG-VS.2.29.Z   | 1-1102513-1 | 88    | HD.40.STO-VS.1.M32.G | 0-1106452-3 | 118   |
| HB-Z.24.SG-ZVGR.2.21.Z      | 1-1102333-8 | 149   | HD.24.SG-VS.2.M32.Z  | 0-1106433-4 | 88    | HD.40.STS.1.21.G     | 1-1102564-6 | 115   |
| HB-Z.24.SG-ZVGR.2.M25.Z     | 1-1106464-0 | 149   | HD.24.Sti.C          | 2-1103008-3 | 84    | HD.40.STS.1.29.G     | 1-1102567-6 | 115   |
| HB-Z.24.STS-ZB.1.21.G       | 1-1102316-3 | 148   | HD.24.STO.1.21.G     | 1-1102502-6 | 87    | HD.40.STS.1.M32.G    | 0-1106452-4 | 115   |
| HB-Z.24.STS-ZB.1.29.G       | 1-1102319-3 | 148   | HD.24.STO.1.29.G     | 1-1102505-6 | 87    | HD.40.STS.1.M40.G    | 1-1106452-7 | 115   |
| HB-Z.24.STS-ZB.1.M32.G      | 1-1106465-9 | 148   | HD.24.STO.1.M32.G    | 0-1106434-1 | 87    | HD.40.STS-GR.1.21.G  | 1-1102564-7 | 120   |
| HB-Z.32.AG-ZVGR             | 1-1102352-8 | 165   | HD.24.STO-GR.1.21.G  | 1-1102502-7 | 92    | HD.40.STS-GR.1.29.G  | 1-1102567-7 | 120   |
| HB-Z.32.SG-ZVGR.1.29.Z      | 1-1102354-8 | 165   | HD.24.STO-GR.1.29.G  | 1-1102505-7 | 92    | HD.40.STS-GR.1.M32.G | 0-1106452-5 | 120   |
| HB-Z.32.SG-ZVGR.2.29.Z      | 1-1102356-8 | 165   | HD.24.STO-GR.1.M32.G | 0-1106434-2 | 92    | HD.40.STS-VS.1.21.G  | 1-1102564-1 | 118   |
| HB-Z.32.STS-ZB.1.29.G       | 1-1102348-3 | 165   | HD.24.STO-VS.1.29.G  | 1-1102505-1 | 90    | HD.40.STS-VS.1.29.G  | 1-1102567-1 | 118   |
| HB-Z.32.STS-ZB.1.M40.G      | 1-1106477-6 | 165   | HD.24.STO-VS.1.M32.G | 0-1106434-3 | 90    | HD.40.STS-VS.1.M32.G | 0-1106452-6 | 118   |
| HB-Z.48.AG-ZVGR             | 1-1102237-8 | 174   | HD.24.STS.1.21.G     | 1-1102496-6 | 87    | HD.50.STO.1.M40.G    | 0-1106459-1 | 130   |
| HB-Z.48.STS-ZB.1.42.G       | 1-1102234-3 | 174   | HD.24.STS.1.29.G     | 1-1102499-6 | 87    | HD.50.STO-VS.1.M40.G | 0-1106459-2 | 131   |
| HB-Z.48.STS-ZB.1.42.Z       | 1-1102233-3 | 174   | HD.24.STS.1.M32.G    | 0-1106434-4 | 87    | HD.50.STS.1.M40.G    | 0-1106459-3 | 130   |
| HB-Z.48.STS-ZB.1.48.G       | 1-1102236-3 | 174   | HD.24.STS-GR.1.21.G  | 1-1102496-7 | 92    | HD.50.STS-VS.1.M40.G | 0-1106459-4 | 131   |
| HB-Z.48.STS-ZB.1.48.Z       | 1-1102235-3 | 174   | HD.24.STS-GR.1.M32.G | 0-1106434-5 | 92    | HD.64.Bu.C           | 2-1103033-3 | 136   |
| HB-Z.6.AG-ZVGR              | 1-1102244-8 | 77    | HD.24.STS-VS.1.21.G  | 1-1102496-1 | 90    | HD.64.Bu.C           | 2-1103033-3 | 170   |
| HB-Z.6.SG-ZVGR.1.16.Z       | 1-1102249-8 | 78    | HD.24.STS-VS.1.29.G  | 1-1102499-1 | 90    | HD.64.KDO-LB.1.21.G  | 1-1103355-2 | 147   |
| HB-Z.6.SG-ZVGR.2.16.Z       | 1-1102251-8 | 78    | HD.24.STS-VS.1.M25.G | 1-1106434-5 | 90    | HD.64.KDO-LB.1.29.G  | 1-1103358-2 | 147   |
| HB-Z.6.SG-ZVGR.2.M25.Z      | 0-1106418-6 | 78    | HD.24.STS-VS.1.M32.G | 0-1106434-6 | 90    | HD.64.KDO-LB.1.M32.G | 0-1106468-1 | 147   |
| HB-Z.6.STS-ZB.1.16.G        | 1-1102240-3 | 77    | HD.25.Bu.C           | 2-1103011-3 | 102   | HD.64.KDO-VS.1.21.G  | 1-1103355-1 | 141   |
| HB-Z.6.STS-ZB.1.M25.G       | 0-1106419-6 | 77    | HD.25.Bu.C           | 2-1103011-3 | 129   | HD.64.KDO-VS.1.29.G  | 1-1103358-1 | 141   |
| HD.108.STO.1.36.G           | 1-1102414-6 | 140   | HD.25.KDO-LB.1.21.G  | 1-1102561-2 | 105   | HD.64.KDO-VS.1.M32.G | 0-1106468-2 | 141   |
| HD.108.STO.1.M50.G          | 0-1106467-1 | 140   | HD.25.KDO-LB.1.M25.G | 0-1106440-1 | 105   | HD.64.SGD.1.21.Z     | 1-1103360-6 | 143   |
| HD.108.STS.1.29.G           | 1-1102411-6 | 139   | HD.25.SGD-LB.1.16.Z  | 1-1102549-2 | 105   | HD.64.SGD.1.29.Z     | 1-1103364-6 | 143   |
| HD.108.STS.1.M50.G          | 0-1106467-4 | 139   | HD.25.SGD-LB.1.21.Z  | 1-1102553-2 | 105   | HD.64.SGD.2.21.Z     | 1-1103362-6 | 143   |
| HD.108.STS-GR.1.29.G        | 1-1102411-7 | 144   | HD.25.SGD-LB.2.16.Z  | 1-1102551-2 | 105   | HD.64.SGD.2.29.Z     | 1-1103366-6 | 143   |
| HD.108.STS-GR.1.M50.G       | 0-1106467-5 | 144   | HD.25.SGD-LB.2.21.Z  | 1-1102555-2 | 105   | HD.64.SGD.2.M32.Z    | 0-1106469-1 | 143   |
| HD.15.Bu.C                  | 2-1103005-3 | 62    | HD.25.SGD-LB.2.M25.Z | 0-1106441-1 | 105   | HD.64.SGD-LB.1.21.Z  | 1-1103360-2 | 146   |
| HD.15.KDO-LB.1.16.G         | 1-1102455-2 | 65    | HD.25.SG-LB.1.16.Z   | 1-1102541-2 | 104   | HD.64.SGD-LB.1.29.Z  | 1-1103364-2 | 146   |
| HD.15.KDO-LB.1.21.G         | 1-1102458-2 | 65    | HD.25.SG-LB.1.21.Z   | 1-1102545-2 | 104   | HD.64.SGD-LB.2.21.Z  | 1-1103362-2 | 146   |
| HD.15.KDO-LB.1.M25.G        | 0-1106412-1 | 65    | HD.25.SG-LB.2.16.Z   | 1-1102543-2 | 104   | HD.64.SGD-LB.2.29.Z  | 1-1103366-2 | 146   |
| HD.15.SGD-LB.1.16.Z         | 1-1102446-2 | 65    | HD.25.SG-LB.2.21.Z   | 1-1102547-2 | 104   | HD.64.SGD-LB.2.M32.Z | 0-1106469-2 | 146   |
| HD.15.SGD-LB.1.21.Z         | 1-1102450-2 | 65    | HD.25.SG-LB.2.M25.Z  | 0-1106441-2 | 104   | HD.64.SG-LB.1.21.Z   | 1-1103346-2 | 146   |
| HD.15.SGD-LB.2.16.Z         | 1-1102448-2 | 65    | HD.25.Sti.C          | 2-1103010-3 | 102   | HD.64.SG-LB.1.29.Z   | 1-1103350-2 | 146   |
| HD.15.SGD-LB.2.21.Z         | 1-1102452-2 | 65    | HD.25.Sti.C          | 2-1103010-3 | 129   | HD.64.SG-LB.2.21.Z   | 1-1103348-2 | 146   |
| HD.15.SGD-LB.2.M25.Z        | 0-1106413-1 | 65    | HD.25.STO.1.16.G     | 1-1102536-7 | 103   | HD.64.SG-LB.2.29.Z   | 1-1103352-2 | 146   |
| HD.15.SG-LB.1.16.Z          | 1-1102438-2 | 64    | HD.25.STO.1.21.G     | 1-1102539-7 | 103   | HD.64.SG-LB.2.M32.Z  | 0-1106469-3 | 146   |
| HD.15.SG-LB.1.21.Z          | 1-1102442-2 | 64    | HD.25.STO.1.M25.G    | 0-1106442-1 | 103   | HD.64.SG-VS.1.21.Z   | 1-1103346-1 | 141   |
| HD.15.SG-LB.2.16.Z          | 1-1102440-2 | 64    | HD.25.STS.1.16.G     | 1-1102530-7 | 103   | HD.64.SG-VS.1.29.Z   | 1-1103350-1 | 141   |
| HD.15.SG-LB.2.21.Z          | 1-1102444-2 | 64    | HD.25.STS.1.21.G     | 1-1102533-7 | 103   | HD.64.SG-VS.2.21.Z   | 1-1103348-1 | 141   |
| HD.15.SG-LB.2.M25.Z         | 0-1106413-2 | 64    | HD.25.STS.1.M25.G    | 0-1106442-2 | 103   | HD.64.SG-VS.2.29.Z   | 1-1103352-1 | 141   |
| HD.15.Sti.C                 | 2-1103004-3 | 62    | HD.40.Bu.C           | 2-1103013-3 | 110   | HD.64.SG-VS.2.M32.Z  | 0-1106469-4 | 141   |
| HD.15.STO.1.16.G            | 1-1102433-7 | 63    | HD.40.Bu.C           | 2-1103013-3 | 158   | HD.64.Sti.C          | 2-1103032-3 | 136   |
| HD.15.STO.1.21.G            | 1-1102436-7 | 63    | HD.40.KDO-LB.1.21.G  | 1-1102584-2 | 122   | HD.64.Sti.C          | 2-1103032-3 | 170   |

Sortiert nach Bezeichnung/Sorted by description

| Bestelltext                  | Best-Nr.    | Seite | Bestelltext               | Best-Nr.    | Seite | Bestelltext                | Best-Nr.    | Seite |
|------------------------------|-------------|-------|---------------------------|-------------|-------|----------------------------|-------------|-------|
| HD.64.STO.1.21.G             | 1-1103341-6 | 140   | HD-K.24.SG-VS.1.21.Z      | 2-1102507-1 | 88    | HD-K/Z.24.SG-ZVGR.2.29.Z   | 2-1102513-8 | 97    |
| HD.64.STO.1.29.G             | 1-1103344-6 | 140   | HD-K.24.SG-VS.1.29.Z      | 2-1102511-1 | 88    | HD-K/Z.24.SG-ZVGR.2.M32.Z  | 0-1106469-9 | 97    |
| HD.64.STO.1.M32.G            | 0-1106470-1 | 140   | HD-K.24.SG-VS.2.21.Z      | 2-1102509-1 | 88    | HD-K/Z.24.STS-ZB.1.21.G    | 2-1102496-3 | 96    |
| HD.64.STO.1.M40.G            | 3-1106470-0 | 140   | HD-K.24.SG-VS.2.M32.Z     | 0-1106433-8 | 88    | HD-K/Z.24.STS-ZB.1.29.G    | 2-1102499-3 | 96    |
| HD.64.STO-GR.1.21.G          | 1-1103341-7 | 145   | HD-K.24.STO.1.21.G        | 2-1102502-6 | 87    | HD-K/Z.40.SG-ZVGR.2.M32.Z  | 0-1106451-9 | 124   |
| HD.64.STO-GR.1.29.G          | 1-1103344-7 | 145   | HD-K.24.STO.1.29.G        | 2-1102505-6 | 87    | HD-K/Z.40.STS-ZB.1.21.G    | 2-1102564-3 | 123   |
| HD.64.STO-GR.1.M32.G         | 0-1106470-2 | 145   | HD-K.24.STO.1.M32.G       | 0-1106434-7 | 87    | HD-K/Z.40.STS-ZB.1.29.G    | 2-1102567-3 | 123   |
| HD.64.STO-VS.1.21.G          | 1-1103341-1 | 142   | HD-K.24.STO-GR.1.29.G     | 2-1102505-7 | 92    | HD-K/Z.40.STS-ZB.1.M32.G   | 1-1106452-4 | 123   |
| HD.64.STO-VS.1.29.G          | 1-1103344-1 | 142   | HD-K.24.STO-GR.1.M32.G    | 0-1106434-8 | 92    | HD-K/Z.64.SG-ZVGR.1.29.Z   | 2-1103350-8 | 149   |
| HD.64.STO-VS.1.M32.G         | 0-1106470-3 | 142   | HD-K.24.STO-VS.1.21.G     | 2-1102502-1 | 90    | HD-K/Z.64.SG-ZVGR.2.29.Z   | 2-1103352-8 | 149   |
| HD.64.STS.1.21.G             | 1-1103336-6 | 139   | HD-K.24.STO-VS.1.29.G     | 2-1102505-1 | 90    | HD-K/Z.64.SG-ZVGR.2.M32.Z  | 1-1106469-0 | 149   |
| HD.64.STS.1.29.G             | 1-1103338-6 | 139   | HD-K.24.STO-VS.1.M32.G    | 0-1106434-9 | 90    | HD-K/Z.64.STS-ZB.1.29.G    | 2-1103338-3 | 148   |
| HD.64.STS.1.M32.G            | 0-1106470-4 | 139   | HD-K.24.STS.1.21.G        | 2-1102496-6 | 87    | HD-K/Z.64.STS-ZB.1.M32.G   | 1-1106470-6 | 148   |
| HD.64.STS.1.M40.G            | 1-1106470-9 | 139   | HD-K.24.STS.1.29.G        | 2-1102499-6 | 87    | HD-KF.40.STS.1.29.G        | 1-1102765-0 | 115   |
| HD.64.STS-GR.1.21.G          | 1-1103336-7 | 144   | HD-K.24.STS-GR.1.21.G     | 2-1102496-7 | 92    | HD-KF.40.STS.1.M40.G       | 1-1102766-0 | 115   |
| HD.64.STS-GR.1.29.G          | 1-1103338-7 | 144   | HD-K.24.STS-GR.1.M32.G    | 1-1106434-1 | 92    | HD-KF/K.40.STS.1.29.G      | 2-1102765-0 | 115   |
| HD.64.STS-GR.1.M32.G         | 0-1106470-5 | 144   | HD-K.24.STS-VS.1.21.G     | 2-1102496-1 | 90    | HD-KF/K.40.STS.1.M40.G     | 2-1102766-0 | 115   |
| HD.64.STS-GR.1.M40.G         | 3-1106470-5 | 144   | HD-K.24.STS-VS.1.29.G     | 2-1102499-1 | 90    | HD-KF/K-Z.64.STS-ZB.1.36.G | 2-1102408-3 | 148   |
| HD.64.STS-VS.1.21.G          | 1-1103336-1 | 142   | HD-K.40.KDO-LB.1.M32.G    | 0-1106450-3 | 122   | HD-KF-Z.64.STS-ZB.1.29.G   | 1-1102405-3 | 148   |
| HD.64.STS-VS.1.29.G          | 1-1103338-1 | 142   | HD-K.40.KDO-VS.1.29.G     | 2-1102587-1 | 117   | HD-KF-Z.64.STS-ZB.1.36.G   | 1-1102408-3 | 148   |
| HD.64.STS-VS.1.M32.G         | 0-1106470-6 | 142   | HD-K.40.KDO-VS.1.M32.G    | 0-1106450-4 | 117   | HD-KF-Z.64.STS-ZB.1.M40.G  | 0-1106471-9 | 148   |
| HD.7.AG-LB                   | 1-1102419-2 | --    | HD-K.40.SGD.1.21.Z        | 2-1102589-6 | 119   | HD-Z.16.SG-ZVGR.1.21.Z     | 1-1102472-8 | 78    |
| HD.7.AGW-LB                  | 1-1102420-2 | --    | HD-K.40.SGD.2.21.Z        | 2-1102591-6 | 119   | HD-Z.16.SG-ZVGR.2.21.Z     | 1-1102474-8 | 78    |
| HD.7.Bu.C.B1-7               | 2-1103003-3 | 48    | HD-K.40.SGD.2.M32.Z       | 0-1106451-5 | 119   | HD-Z.16.SG-ZVGR.2.M32.Z    | 0-1106422-5 | 78    |
| HD.7.Bu.C/250V               | 2-1103001-3 | 48    | HD-K.40.SGD-LB.1.21.Z     | 2-1102589-2 | 122   | HD-Z.16.STS-ZB.1.21.G      | 1-1102461-3 | 77    |
| HD.7.KDO-LB.1.11.Z           | 1-1102424-2 | --    | HD-K.40.SGD-LB.1.29.Z     | 2-1102593-2 | 122   | HD-Z.16.STS-ZB.1.M32.G     | 0-1106423-5 | 77    |
| HD.7.KDO-LB.1.M20.Z          | 0-1102862-1 | --    | HD-K.40.SGD-LB.2.21.Z     | 2-1102591-2 | 122   | HD-Z.24.SG-ZVGR.1.29.Z     | 1-1102511-8 | 97    |
| HD.7.SG-LB.1.11.Z            | 1-1102422-2 | --    | HD-K.40.SGD-LB.2.29.Z     | 2-1102595-2 | 122   | HD-Z.24.SG-ZVGR.2.29.Z     | 1-1102513-8 | 97    |
| HD.7.SG-LB.1.M20.Z           | 0-1102860-1 | --    | HD-K.40.SGD-LB.2.M32.Z    | 0-1106451-6 | 122   | HD-Z.24.SG-ZVGR.2.M32.Z    | 1-1106434-4 | 97    |
| HD.7.SKB                     | 0-1108741-3 | --    | HD-K.40.SG-LB.1.21.Z      | 2-1102575-2 | 121   | HD-Z.24.STS-ZB.1.21.G      | 1-1102496-3 | 96    |
| HD.7.Sti.C.B1-7              | 2-1103002-3 | 48    | HD-K.40.SG-LB.2.M32.Z     | 0-1106451-7 | 121   | HD-Z.24.STS-ZB.1.29.G      | 1-1102499-3 | 96    |
| HD.7.Sti.C/250V              | 2-1103000-3 | 48    | HD-K.40.SG-VS.1.21.Z      | 2-1102575-1 | 116   | HD-Z.24.STS-ZB.1.M32.G     | 1-1106434-3 | 96    |
| HD.7.STO.1.11.Z              | 1-1102416-7 | --    | HD-K.40.SG-VS.1.29.Z      | 2-1102579-1 | 116   | HD-Z.40.SG-ZVGR.2.M32.Z    | 1-1106451-0 | 124   |
| HD.7.STO.1.M20.Z             | 0-1102856-1 | --    | HD-K.40.SG-VS.2.21.Z      | 2-1102577-1 | 116   | HD-Z.40.STS-ZB.1.21.G      | 1-1102564-3 | 123   |
| HD.7.STW.1.11.Z              | 1-1102418-7 | --    | HD-K.40.SG-VS.2.M32.Z     | 0-1106451-8 | 116   | HD-Z.40.STS-ZB.1.29.G      | 1-1102567-3 | 123   |
| HD.7.STW.1.M20.Z             | 0-1102858-1 | --    | HD-K.40.STO.1.21.G        | 2-1102570-6 | 116   | HD-Z.40.STS-ZB.1.M32.G     | 1-1106452-6 | 123   |
| HD.8.Bu.C                    | 0-1102893-1 | 48    | HD-K.40.STO.1.29.G        | 2-1102573-6 | 116   | HD-Z.64.SG-ZVGR.1.21.Z     | 1-1103346-8 | 149   |
| HD.8.Sti.C                   | 0-1102892-1 | 48    | HD-K.40.STO.1.M32.G       | 0-1106452-7 | 116   | HD-Z.64.SG-ZVGR.1.29.Z     | 1-1103350-8 | 149   |
| HD.M-C-Bu.Au.0,3-0,56 mm² A  | 1-163087-1  | 35    | HD-K.40.STO-GR.1.21.G     | 2-1102570-7 | 120   | HD-Z.64.SG-ZVGR.2.29.Z     | 1-1103352-8 | 149   |
| HD.M-C-Bu.Au.0,8-1,5 mm² A   | 0-0163083-7 | 35    | HD-K.40.STO-GR.1.M32.G    | 0-1106452-8 | 120   | HD-Z.64.SG-ZVGR.2.M32.Z    | 1-1106469-2 | 149   |
| HD.M-C-Bu.Sn.0,3-0,56 mm²    | 1-1105001-3 | 35    | HD-K.40.STO-VS.1.21.G     | 2-1102570-1 | 118   | HD-Z.64.STS-ZB.1.21.G      | 1-1103336-3 | 148   |
| HD.M-C-Bu.Sn.0,5-1,5 mm²     | 2-1105001-3 | 35    | HD-K.40.STO-VS.1.M32.G    | 0-1106452-9 | 118   | HD-Z.64.STS-ZB.1.29.G      | 1-1103338-3 | 148   |
| HD.M-C-Bu.Sn.1,5-2,5 mm²     | 4-1105001-3 | 35    | HD-K.40.STS.1.21.G        | 2-1102564-6 | 115   | HD-Z.64.STS-ZB.1.M32.G     | 1-1106470-8 | 148   |
| HD.M-C-Sti.Au.0,3-0,56 mm²   | 1-1105000-2 | 35    | HD-K.40.STS.1.29.G        | 2-1102567-6 | 115   | HE.10.Bu.C                 | 2-1103637-3 | 81    |
| HD.M-C-Sti.Au.0,3-0,56 mm² A | 0-0164160-4 | 35    | HD-K.40.STS.1.M32.G       | 1-1106452-0 | 115   | HE.10.Bu.S                 | 1-1103637-1 | 81    |
| HD.M-C-Sti.Au.0,8-1,5 mm²    | 3-1105000-2 | 35    | HD-K.40.STS-GR.1.21.G     | 2-1102564-7 | 120   | HE.10.Bu.SC                | 7-1103637-1 | 81    |
| HD.M-C-Sti.Au.0,8-1,5 mm² A  | 0-0164161-4 | 35    | HD-K.40.STS-GR.1.29.G     | 2-1102567-7 | 120   | HE.10.Sti.C                | 2-1103636-3 | 81    |
| HD.M-C-Sti.Sn.0,3-0,56 mm²   | 1-1105000-3 | 35    | HD-K.40.STS-GR.1.M32.G    | 1-1106452-1 | 120   | HE.10.Sti.S                | 1-1103636-1 | 81    |
| HD.M-C-Sti.Sn.0,5-1,5 mm²    | 2-1105000-3 | 35    | HD-K.40.STS-VS.1.21.G     | 2-1102564-1 | 118   | HE.10.Sti.SC               | 7-1103636-1 | 81    |
| HD.M-C-Sti.Sn.0,5-1,5 mm² A  | 0-0164161-9 | 35    | HD-K.40.STS-VS.1.29.G     | 2-1102567-1 | 118   | HE.16.Bu.C.B1-16           | 2-1103639-3 | 106   |
| HD.M-C-Sti.Sn.1,5-2,5 mm²    | 4-1105000-3 | 35    | HD-K.40.STS-VS.1.M32.G    | 1-1106452-2 | 118   | HE.16.Bu.C.B1-16           | 2-1103639-3 | 155   |
| HD.M-C-Sti.Sn.1,5-2,5 mm² B  | 0-0166824-2 | 35    | HD-K.64.SGD.1.29.Z        | 2-1103364-6 | 143   | HE.16.Bu.C.B17-32          | 2-1103639-9 | 155   |
| HD20 R.F.HANDTOOL            | 169424-1    | 32    | HD-K.64.SGD.2.M32.Z       | 0-1106469-5 | 143   | HE.16.Bu.S.B1-16           | 1-1103639-1 | 106   |
| HD-K.108.STO.1.36.G          | 2-1102414-6 | 140   | HD-K.64.SGD-LB.1.29.Z     | 2-1103364-2 | 146   | HE.16.Bu.S.B1-16           | 1-1103639-1 | 155   |
| HD-K.108.STO.1.M50.G         | 0-1106467-7 | 140   | HD-K.64.SGD-LB.2.M32.Z    | 0-1106469-6 | 146   | HE.16.Bu.S.B17-32          | 1-1103639-9 | 155   |
| HD-K.108.STS.1.29.G          | 2-1102411-6 | 139   | HD-K.64.SG-LB.1.29.Z      | 2-1103350-2 | 146   | HE.16.Bu.S.C.B1-16         | 7-1103639-1 | 106   |
| HD-K.108.STS.1.M50.G         | 1-1106467-0 | 139   | HD-K.64.SG-LB.2.M32.Z     | 0-1106469-7 | 146   | HE.16.Bu.S.C.B1-16         | 7-1103639-1 | 155   |
| HD-K.108.STS-GR.1.29.G       | 2-1102411-7 | 144   | HD-K.64.SG-VS.1.21.Z      | 2-1103346-1 | 141   | HE.16.Bu.S.C.B17-32        | 7-1103639-9 | 155   |
| HD-K.108.STS-GR.1.M50.G      | 1-1106467-1 | 144   | HD-K.64.SG-VS.1.29.Z      | 2-1103350-1 | 141   | HE.16.Sti.C.B1-16          | 2-1103638-3 | 106   |
| HD-K.16.KDO-LB.1.21.G        | 2-1102489-2 | 76    | HD-K.64.SG-VS.2.21.Z      | 2-1103348-1 | 141   | HE.16.Sti.C.B1-16          | 2-1103638-3 | 155   |
| HD-K.16.KDO-LB.1.M32.G       | 0-1106421-2 | 76    | HD-K.64.SG-VS.2.29.Z      | 2-1103352-1 | 141   | HE.16.Sti.C.B17-32         | 2-1103638-9 | 155   |
| HD-K.16.SGD-LB.1.21.Z        | 2-1102480-2 | 75    | HD-K.64.SG-VS.2.M32.Z     | 0-1106469-8 | 141   | HE.16.Sti.S.B1-16          | 1-1103638-1 | 106   |
| HD-K.16.SGD-LB.2.21.Z        | 2-1102482-2 | 75    | HD-K.64.STO.1.21.G        | 2-1103341-6 | 140   | HE.16.Sti.S.B1-16          | 1-1103638-1 | 155   |
| HD-K.16.SGD-LB.2.M32.Z       | 0-1106422-3 | 75    | HD-K.64.STO.1.29.G        | 2-1103344-6 | 140   | HE.16.Sti.S.B17-32         | 1-1103638-9 | 155   |
| HD-K.16.SG-LB.1.21.Z         | 2-1102472-2 | 75    | HD-K.64.STO.1.M32.G       | 0-1106470-7 | 140   | HE.16.Sti.S.C.B1-16        | 7-1103638-1 | 106   |
| HD-K.16.SG-LB.2.21.Z         | 2-1102474-2 | 75    | HD-K.64.STO-GR.1.29.G     | 2-1103344-7 | 145   | HE.16.Sti.S.C.B1-16        | 7-1103638-1 | 155   |
| HD-K.16.SG-LB.2.M32.Z        | 0-1106422-4 | 75    | HD-K.64.STO-GR.1.M32.G    | 0-1106470-8 | 145   | HE.16.Sti.S.C.B17-32       | 7-1103638-9 | 155   |
| HD-K.16.STO.1.21.G           | 2-1102467-7 | 74    | HD-K.64.STO-VS.1.29.G     | 2-1103344-1 | 142   | HE.24.Bu.C.B1-24           | 2-1103641-3 | 132   |
| HD-K.16.STO.1.M32.G          | 0-1106423-3 | 74    | HD-K.64.STO-VS.1.M32.G    | 0-1106470-9 | 142   | HE.24.Bu.C.B1-24           | 2-1103641-3 | 168   |
| HD-K.16.STS.1.21.G           | 2-1102461-7 | 73    | HD-K.64.STS.1.21.G        | 2-1103336-6 | 139   | HE.24.Bu.C.B25-48          | 2-1103641-9 | 168   |
| HD-K.16.STS.1.M32.G          | 0-1106423-4 | 73    | HD-K.64.STS.1.29.G        | 2-1103338-6 | 139   | HE.24.Bu.S.B1-24           | 1-1103641-1 | 132   |
| HD-K.24.KDO-LB.1.29.G        | 2-1102519-2 | 94    | HD-K.64.STS.1.M32.G       | 1-1106470-0 | 139   | HE.24.Bu.S.B1-24           | 1-1103641-1 | 168   |
| HD-K.24.KDO-LB.1.M32.G       | 0-1106432-3 | 94    | HD-K.64.STS-GR.1.29.G     | 2-1103338-7 | 144   | HE.24.Bu.S.B25-48          | 1-1103641-9 | 168   |
| HD-K.24.KDO-VS.1.M32.G       | 0-1106432-4 | 89    | HD-K.64.STS-GR.1.M32.G    | 1-1106470-1 | 144   | HE.24.Bu.S.C.B1-24         | 7-1103641-1 | 132   |
| HD-K.24.SGD.2.29.Z           | 2-1102527-6 | 91    | HD-K.64.STS-VS.1.29.G     | 2-1103338-1 | 142   | HE.24.Bu.S.C.B1-24         | 7-1103641-1 | 168   |
| HD-K.24.SGD.2.M32.Z          | 0-1106433-5 | 91    | HD-K.64.STS-VS.1.M32.G    | 1-1106470-2 | 142   | HE.24.Bu.S.C.B25-48        | 7-1103641-9 | 168   |
| HD-K.24.SGD-LB.1.21.Z        | 2-1102521-2 | 94    | HD-K/Z.16.SG-ZVGR.1.21.Z  | 2-1102472-8 | 78    | HE.24.Sti.C.B1-24          | 2-1103640-3 | 132   |
| HD-K.24.SGD-LB.1.29.Z        | 2-1102525-2 | 94    | HD-K/Z.16.SG-ZVGR.2.21.Z  | 2-1102474-8 | 78    | HE.24.Sti.C.B1-24          | 2-1103640-3 | 168   |
| HD-K.24.SGD-LB.2.29.Z        | 2-1102527-2 | 94    | HD-K/Z.16.SG-ZVGR.2.M32.Z | 1-1106469-1 | 78    | HE.24.Sti.C.B25-48         | 2-1103640-9 | 168   |
| HD-K.24.SGD-LB.2.M32.Z       | 0-1106433-6 | 94    | HD-K/Z.16.STS-ZB.1.21.G   | 2-1102461-3 | 77    | HE.24.Sti.S.B1-24          | 1-1103640-1 | 132   |
| HD-K.24.SG-LB.2.M32.Z        | 0-1106433-7 | 93    | HD-K/Z.24.SG-ZVGR.1.29.Z  | 2-1102511-8 | 97    | HE.24.Sti.S.B1-24          | 1-1103640-1 | 168   |



## Sortiert nach Bezeichnung/Sorted by description

| Bestelltext                             | Best-Nr.    | Seite | Bestelltext                    | Best-Nr.    | Seite | Bestelltext             | Best-Nr.    | Seite |
|---|-------------|-------|--------------------------------|-------------|-------|-------------------------|-------------|-------|
| HE.24.Sti.S.B25-48                      | 1-1103640-9 | 168   | HF-EMVK.12.STO.2.M50.G+1.M20.G | 0-1102840-3 | 176   | HIP.16/40.SG.2.M32.G    | 0-1106453-1 | 126   |
| HE.24.Sti.SC.B1-24                      | 7-1103640-1 | 132   | HF-EMV-K.8.AG                  | 0-1102836-1 | 176   | HIP.16/40.STO.1.21.G    | 1-1102653-5 | 125   |
| HE.24.Sti.SC.B1-24                      | 7-1103640-1 | 168   | HF-EMV-K.8.AG.N                | 0-1102837-1 | 176   | HIP.16/40.STO.1.29.G    | 1-1102655-5 | 125   |
| HE.24.Sti.SC.B25-48                     | 7-1103640-9 | 168   | HF-EMV-K.8.STO.1.M50.G         | 0-1102839-3 | 176   | HIP.16/40.STO.1.M32.G   | 0-1106454-1 | 125   |
| HE.6.Bu.C.B1-6                          | 2-1103635-3 | 66    | HF-EMV-K.8.STO.2.M40.G         | 0-1102839-1 | 176   | HIP.16/40.STS.1.21.G    | 1-1102649-5 | 125   |
| HE.6.Bu.S.B1-6                          | 1-1103635-1 | 66    | HF-HIPK.12.AG                  | 0-1102192-2 | 176   | HIP.16/40.STS.1.29.G    | 1-1102651-5 | 125   |
| HE.6.Bu.SC.B1-6                         | 7-1103635-1 | 66    | HF-HIP-K.12.AG.N               | 0-1102838-2 | 176   | HIP.16/40.STS.1.M32.G   | 0-1106454-2 | 125   |
| HE.6.Sti.C.B1-6                         | 2-1103634-3 | 66    | HF-HIPK.12.STO.2.M40.G+1.M20.G | 0-1102840-2 | 176   | HIP.24/64.AG            | 1-1102665-5 | 151   |
| HE.6.Sti.S.B1-6                         | 1-1103634-1 | 66    | HF-HIPK.12.STO.2.M50.G+1.M20.G | 0-1102840-4 | 176   | HIP.24/64.AG.M6         | 1-1102626-5 | 151   |
| HE.6.Sti.SC.B1-6                        | 7-1103634-1 | 66    | HF-HIP-K.8.AG                  | 0-1102836-2 | 176   | HIP.24/64.SG.1.29.G     | 1-1102624-5 | 151   |
| HE/HA-C-Bu.Ag.0,14-0,37mm <sup>2</sup>  | 6-1105101-1 | 37    | HF-HIP-K.8.AG.N                | 0-1102837-2 | 176   | HIP.24/64.SG.2.29.G     | 1-1102625-5 | 151   |
| HE/HA-C-Bu.Ag.0,5 mm <sup>2</sup>       | 1-1105101-1 | 37    | HF-HIP-K.8.STO.1.M50.G         | 0-1102839-4 | 176   | HIP.24/64.SG.2.M40.G    | 0-1106472-1 | 151   |
| HE/HA-C-Bu.Ag.0,75-1,0 mm <sup>2</sup>  | 2-1105101-1 | 37    | HG-Q.10.Bu.C                   | 0-1103091-1 | 55    | HIP.24/64.STO.1.21.G    | 1-1102662-5 | 150   |
| HE/HA-C-Bu.Ag.1,5 mm <sup>2</sup>       | 3-1105101-1 | 37    | HG-Q.10.MC.1                   | 0-1103092-1 | 58    | HIP.24/64.STO.1.29.G    | 1-1102664-5 | 150   |
| HE/HA-C-Bu.Ag.2,5 mm <sup>2</sup>       | 4-1105101-1 | 37    | HG-Q.10.MC.2                   | 0-1103092-2 | 58    | HIP.24/64.STO.1.M40.G   | 0-1106473-1 | 150   |
| HE/HA-C-Bu.Ag.4,0 mm <sup>2</sup>       | 5-1105101-1 | 37    | HG-Q.10.MC.3                   | 0-1103092-3 | 58    | HIP.24/64.STS.1.21.G    | 1-1102658-5 | 150   |
| HE/HA-C-Bu.Au.0,5 mm <sup>2</sup>       | 1-1105101-2 | 37    | HG-Q.10.MC.4                   | 0-1103092-4 | 58    | HIP.24/64.STS.1.29.G    | 1-1102660-5 | 150   |
| HE/HA-C-Bu.Au.0,75-1,0 mm <sup>2</sup>  | 2-1105101-2 | 37    | HG-Q.10.MC.5                   | 0-1103092-5 | 58    | HIP.24/64.STS.1.M40.G   | 0-1106473-2 | 150   |
| HE/HA-C-Bu.Au.1,5 mm <sup>2</sup>       | 3-1105101-2 | 37    | HG-Q.10.MC.6                   | 0-1103092-6 | 58    | HIP.3/4.AG              | 1-1102603-5 | 53    |
| HE/HA-C-Bu.Au.2,5 mm <sup>2</sup>       | 4-1105101-2 | 37    | HG-Q.10.MC.7                   | 0-1103092-7 | 58    | HIP.3/4.SG.1.11.G       | 1-1102601-5 | 54    |
| HE/HA-C-Bu.Au.4,0 mm <sup>2</sup>       | 5-1105101-2 | 37    | HG-Q.10.Sti.C                  | 0-1108808-1 | 55    | HIP.3/4.SG.1.M16.G      | 0-1106407-1 | 54    |
| HE/HA-C-Sti.Ag.0,14-0,37mm <sup>2</sup> | 6-1105100-1 | 37    | HG-Q.10-EMV.MC.1               | 0-1103092-8 | 58    | HIP.3/4.SGF             | 1-1102602-5 | 53    |
| HE/HA-C-Sti.Ag.0,5 mm <sup>2</sup>      | 1-1105100-1 | 37    | HG-Q.10-EMV.MC.2               | 0-1103092-9 | 58    | HIP.3/4.STO.1.11.G      | 1-1102600-5 | 53    |
| HE/HA-C-Sti.Ag.0,75-1,0 mm <sup>2</sup> | 2-1105100-1 | 37    | HG-Q.10-EMV.MC.3               | 1-1103092-0 | 58    | HIP.3/4.STO.1.M16.G     | 0-1106408-1 | 53    |
| HE/HA-C-Sti.Ag.1,5 mm <sup>2</sup>      | 3-1105100-1 | 37    | HG-Q.10-EMV.MC.4               | 1-1103092-1 | 58    | HIP.6/16.AG             | 1-1102638-5 | 79    |
| HE/HA-C-Sti.Ag.2,5 mm <sup>2</sup>      | 4-1105100-1 | 37    | HG-Q.10-EMV.MC.5               | 1-1103092-2 | 58    | HIP.6/16.AG.M6          | 1-1102606-5 | 79    |
| HE/HA-C-Sti.Ag.4,0 mm <sup>2</sup>      | 5-1105100-1 | 37    | HG-Q.10-EMV.MC.6               | 1-1103092-3 | 58    | HIP.6/16.SG.1.16.G      | 1-1102604-5 | 80    |
| HE/HA-C-Sti.Au.0,5 mm <sup>2</sup>      | 1-1105100-2 | 37    | HG-Q.10-EMV.MC.7               | 1-1103092-4 | 58    | HIP.6/16.SG.2.16.G      | 1-1102605-5 | 80    |
| HE/HA-C-Sti.Au.0,75-1,0 mm <sup>2</sup> | 2-1105100-2 | 37    | HG-Q.4/2.Bu.C                  | 0-1103096-1 | 55    | HIP.6/16.SG.2.M32.G     | 0-1106424-1 | 80    |
| HE/HA-C-Sti.Au.1,5 mm <sup>2</sup>      | 3-1105100-2 | 37    | HG-Q.4/2.Sti.C                 | 0-1103095-1 | 55    | HIP.6/16.STO.1.16.G     | 1-1102635-5 | 79    |
| HE/HA-C-Sti.Au.2,5 mm <sup>2</sup>      | 4-1105100-2 | 37    | HG-Q.5.AG                      | 0-1103171-1 | 51    | HIP.6/16.STO.1.M32.G    | 0-1106425-1 | 79    |
| HE/HA-C-Sti.Au.4,0 mm <sup>2</sup>      | 5-1105100-2 | 37    | HG-Q.5.AG.BL                   | 0-1103171-2 | 51    | HIP.6/16.STS.1.16.G     | 1-1102631-5 | 79    |
| HEE.10.Bu.C B1-10                       | 0-1102919-1 | 67    | HG-Q.5.AGW                     | 0-1103172-1 | 52    | HIP.6/16.STS.1.M25.G    | 0-1106425-2 | 79    |
| HEE.10.Bu.C.B1-10-FS                    | 0-1102919-2 | 67    | HG-Q.5.AGW.BL                  | 0-1103172-2 | 52    | HIP/EMV.10/24.SKB       | 3-1106202-5 | 99    |
| HEE.10.Sti.C B1-10                      | 0-1102918-1 | 67    | HG-Q.5.DE                      | 0-1103176-1 | 184   | HIP/EMV.10/24.SKB       | 3-1106202-5 | 185   |
| HEE.10.Sti.C.B1-10-FS                   | 0-1102918-2 | 67    | HG-Q.5.DE.BL                   | 0-1103176-2 | 184   | HIP/EMV.16/40.SKB       | 3-1106203-5 | 126   |
| HEE.18.Bu.C B1-18                       | 0-1102898-1 | 82    | HG-Q.5.KDO.1.M25               | 0-1103174-1 | 52    | HIP/EMV.16/40.SKB       | 3-1106203-5 | 185   |
| HEE.18.Bu.C.B1-18-FS                    | 0-1102898-2 | 82    | HG-Q.5.KDO.1.M25.BL            | 0-1103174-2 | 52    | HIP/EMV.24/64.SKB       | 3-1106204-5 | 151   |
| HEE.18.Sti.C B1-18                      | 0-1102897-1 | 82    | HG-Q.5.SG.1.M25                | 0-1103173-1 | 52    | HIP/EMV.24/64.SKB       | 3-1106204-5 | 185   |
| HEE.18.Sti.C-FS                         | 0-1102897-2 | 82    | HG-Q.5.SG.1.M25.BL             | 0-1103173-2 | 52    | HIP/EMV.3/4.SKB         | 3-1106200-5 | 54    |
| HEE.32.Bu.C B1-32                       | 0-1102896-1 | 107   | HG-Q.5.STO.1.M25               | 0-1103169-1 | 51    | HIP/EMV.6/16.SKB        | 3-1106201-5 | 80    |
| HEE.32.Bu.C-FS                          | 0-1102896-3 | 107   | HG-Q.5.STO.1.M25.BL            | 0-1103169-2 | 51    | HIP/EMV.6/16.SKB        | 3-1106201-5 | 185   |
| HEE.32.Sti.C B1-32                      | 0-1102895-1 | 107   | HG-Q.5.STW.1.M25               | 0-1103170-1 | 51    | HIP-K.10/24.AG          | 2-1102647-5 | 98    |
| HEE.32.Sti.C.B1-32-FS                   | 0-1102895-3 | 107   | HG-Q.5.STW.1.M25.BL            | 0-1103170-2 | 51    | HIP-K.10/24.AG.M6       | 2-1102612-5 | 99    |
| HEE.46.Bu.C.B1-46                       | 0-1102887-1 | 133   | HG-Q.8.Bu.C                    | 0-1103071-1 | 55    | HIP-K.10/24.SG.1.21.G   | 5-1102610-5 | 99    |
| HEE.46.Bu.C.B1-46                       | 0-1102887-1 | 170   | HG-Q.8.Sti.C                   | 0-1103070-1 | 55    | HIP-K.10/24.SG.2.21.G   | 2-1102611-5 | 99    |
| HEE.46.Bu.C.B1-46-FS                    | 0-1102887-4 | 133   | HG-Q.AG-LB                     | 0-1103072-1 | 57    | HIP-K.10/24.STO.1.16.G  | 2-1102644-5 | 98    |
| HEE.46.Bu.C.B47-92                      | 0-1102887-2 | 170   | HG-Q.Flanschdicht-L            | 0-1108794-2 | 59    | HIP-K.10/24.STO.1.M25.G | 0-1106436-3 | 98    |
| HEE.46.Sti.C.B1-46                      | 0-1102886-1 | 133   | HG-Q.KDO-LB.1.M25.Z            | 0-1108795-1 | 57    | HIP-K.10/24.STO.1.M32.G | 0-1106436-5 | 98    |
| HEE.46.Sti.C.B1-46                      | 0-1102886-1 | 170   | HG-Q.KDS-LB.1.M25.Z            | 0-1108795-2 | 57    | HIP-K.10/24.STS.1.21.G  | 2-1102642-5 | 98    |
| HEE.46.Sti.C.B1-46-FS                   | 0-1102886-4 | 133   | HG-Q.M25.10,5/7,0              | 0-1103074-4 | 59    | HIP-K.10/24.STS.1.M25.G | 0-1106436-4 | 98    |
| HEE.46.Sti.C.B47-92                     | 0-1102886-2 | 170   | HG-Q.M25.13,0/9,0              | 0-1103074-5 | 59    | HIP-K.10/24.STS.1.M32.G | 0-1106436-6 | 98    |
| HE-K.4/8.Bu.S                           | 0-1102677-1 | 137   | HG-Q.M25.15,5/11,5             | 0-1103074-6 | 59    | HIP-K.16/40.AG          | 2-1102656-5 | 125   |
| HE-K.4/8.Sti.S                          | 0-1102077-1 | 137   | HG-Q.M25.6,5/4,0               | 0-1103074-1 | 59    | HIP-K.16/40.AG.M6       | 2-1102618-5 | 125   |
| HE-Q.5.Bu.C                             | 0-1102194-1 | 46    | HG-Q.M25.8,0/5,0               | 0-1103074-2 | 59    | HIP-K.16/40.SG.1.21.G   | 5-1102616-5 | 126   |
| HE-Q.5.Sti.C                            | 0-1102195-1 | 46    | HG-Q.M25.9,5/6,5               | 0-1103074-3 | 59    | HIP-K.16/40.SG.2.21.G   | 2-1102617-5 | 126   |
| HF.06.Bu                                | 0-1110949-1 | 42    | HG-Q.STO.1.M25.Z               | 0-1103073-2 | 56    | HIP-K.16/40.SG.2.M32.G  | 0-1106443-1 | 126   |
| HF.06.Sti                               | 0-1110948-1 | 42    | HG-Q.STS.1.M25.Z               | 0-1103073-1 | 56    | HIP-K.16/40.STO.1.29.G  | 2-1102655-5 | 125   |
| HF.06-CH-06 mm <sup>2</sup> -SW17       | 0-1110952-1 | 42    | HG-Q.STS.2.M25.Z               | 0-1103155-1 | 56    | HIP-K.16/40.STO.1.M32.G | 0-1106444-1 | 125   |
| HF.06-CH-10 mm <sup>2</sup> -SW17       | 0-1110952-2 | 42    | HG-Q-EMV.AG-LB                 | 0-1103072-2 | 57    | HIP-K.16/40.STO.2.21.G  | 0-1108534-1 | 125   |
| HF.06-CH-16 mm <sup>2</sup> -SW17       | 0-1110952-3 | 42    | HG-Q-EMV.KDO-LB.1.M25.Z        | 0-1108795-3 | 57    | HIP-K.16/40.STS.1.29.G  | 2-1102651-5 | 125   |
| HF.06-CH-25 mm <sup>2</sup> -SW17       | 0-1110952-5 | 42    | HG-Q-EMV.KDS-LB.1.M25.Z        | 0-1108795-4 | 57    | HIP-K.16/40.STS.1.M32.G | 0-1106444-2 | 125   |
| HF.06-CH-35 mm <sup>2</sup> -SW17       | 0-1110952-7 | 42    | HG-Q-EMV.KDS-LB.1.M25.Z        | 0-1108795-4 | 59    | HIP-K.24/64.AG          | 2-1102665-5 | 151   |
| HF.06-CH-50 mm <sup>2</sup> -SW17       | 0-1110952-9 | 42    | HG-Q-EMV.STO.1.M25.Z           | 0-1103073-4 | 56    | HIP-K.24/64.AG.M6       | 2-1102626-5 | 151   |
| HF.06-CH-70 mm <sup>2</sup> -SW17       | 1-1110952-0 | 42    | HG-Q-EMV.STS.1.M25.Z           | 0-1103073-3 | 56    | HIP-K.24/64.AG.M6.D     | 2-1102628-5 | 151   |
| HF.12.3+PE+Bq2/0                        | 0-1110955-3 | 175   | HG-Q-EMV.STS.2.M25.Z           | 0-1103155-2 | 56    | HIP-K.24/64.SG.1.29.G   | 5-1102624-5 | 151   |
| HF.12.3+PE+Bq2/U                        | 0-1110955-1 | 175   | HIP.10/24.AG                   | 1-1102647-5 | 98    | HIP-K.24/64.SG.2.29.G   | 2-1102625-5 | 151   |
| HF.12.3+PE+Bq3/0                        | 0-1110955-4 | 175   | HIP.10/24.AG.M6                | 1-1102612-5 | 99    | HIP-K.24/64.SG.2.M40.G  | 0-1106472-2 | 151   |
| HF.12.3+PE+Bq3/U                        | 0-1110955-2 | 175   | HIP.10/24.SG.1.21.G            | 1-1102610-5 | 99    | HIP-K.24/64.STO.1.29.G  | 2-1102664-5 | 150   |
| HF.13-CH-105 mm <sup>2</sup> -SW27      | 0-1110953-8 | 42    | HIP.10/24.SG.2.21.G            | 1-1102611-5 | 99    | HIP-K.24/64.STO.1.M40.G | 0-1106473-3 | 150   |
| HF.13-CH-120 mm <sup>2</sup> -SW27      | 0-1110953-9 | 42    | HIP.10/24.SG.2.M32.G           | 0-1106435-1 | 99    | HIP-K.24/64.STO.2.M32.G | 0-1102792-1 | 150   |
| HF.13-CH-150 mm <sup>2</sup> -SW27      | 1-1110953-1 | 42    | HIP.10/24.STO.1.16.G           | 1-1102644-5 | 98    | HIP-K.24/64.STS.1.29.G  | 2-1102660-5 | 150   |
| HF.13-CH-50 mm <sup>2</sup> -SW19       | 0-1110953-5 | 42    | HIP.10/24.STO.1.21.G           | 1-1102646-5 | 98    | HIP-K.24/64.STS.1.M40.G | 0-1106473-4 | 150   |
| HF.13-CH-70 mm <sup>2</sup> -SW19       | 0-1110953-6 | 42    | HIP.10/24.STO.1.M32.G          | 0-1106436-1 | 98    | HIP-K.3/4.AG            | 2-1102603-5 | 53    |
| HF.13-CH-95 mm <sup>2</sup> -SW27       | 0-1110953-7 | 42    | HIP.10/24.STS.1.16.G           | 1-1102640-5 | 98    | HIP-K.3/4.SG.1.11.G     | 2-1102601-5 | 54    |
| HF.8-2+1xBg1/0                          | 0-1110960-2 | 175   | HIP.10/24.STS.1.21.G           | 1-1102642-5 | 98    | HIP-K.3/4.SG.1.M16.G    | 0-1106407-2 | 54    |
| HF.8-2+1xBg1/U                          | 0-1110960-1 | 175   | HIP.10/24.STS.1.M25.G          | 0-1106436-2 | 98    | HIP-K.3/4.SGF           | 2-1102602-5 | 53    |
| HF.8-2+1xBg1/U-2                        | 0-1110960-3 | 175   | HIP.16/40.AG                   | 1-1102656-5 | 125   | HIP-K.3/4.STO.1.11.G    | 2-1102600-5 | 53    |
| HF-EMVK.12.AG                           | 0-1102192-1 | 176   | HIP.16/40.AG.M6                | 1-1102618-5 | 125   | HIP-K.3/4.STO.1.M16.G   | 0-1106408-2 | 53    |
| HF-EMV-K.12.AG.N                        | 0-1102838-1 | 176   | HIP.16/40.SG.1.21.G            | 1-1102616-5 | 126   | HIP-K.3/4.STO.1.M20.G   | 0-1106408-3 | 53    |
| HF-EMVK.12.STO.2.M40.G+1.M20.G          | 0-1102840-1 | 176   | HIP.16/40.SG.2.21.G            | 1-1102617-5 | 126   | HIP-K.6/16.AG           | 2-1102638-5 | 79    |

## Sortiert nach Bezeichnung/Sorted by description

| Bestelltext                | Best-Nr.    | Seite | Bestelltext                         | Best-Nr.    | Seite | Bestelltext                           | Best-Nr.    | Seite |
|----------------------------|-------------|-------|-------------------------------------|-------------|-------|---------------------------------------|-------------|-------|
| HIP-K.6/16.AG.M6           | 2-1102606-5 | 79    | HN.D-C-Bu.Au.0,14-0,37              | 1-1105051-2 | 34    | HUT.M40.P                             | 4-1102771-0 | 190   |
| HIP-K.6/16.SG.1.16.A       | 2-1102604-5 | 80    | HN.D-C-Bu.Au.0,5                    | 2-1105051-2 | 34    | HUT.M50.MS                            | 5-1102770-0 | 190   |
| HIP-K.6/16.SG.2.16.G       | 2-1102605-5 | 80    | HN.D-C-Bu.Au.0,75-1,0               | 3-1105051-2 | 34    | HUT.M50.P                             | 5-1102771-0 | 190   |
| HIP-K.6/16.SG.2.M32.G      | 0-1106424-2 | 80    | HN.D-C-Bu.Au.1,5                    | 4-1105051-2 | 34    | HVS-AIR.2.Bu                          | 0-1103247-1 | 210   |
| HIP-K.6/16.STO.1.16.G      | 2-1102635-5 | 79    | HN.D-C-Bu.Au.2,5                    | 5-1105051-2 | 34    | HVS-AIR.2.Sti                         | 0-1103246-1 | 210   |
| HIP-K.6/16.STO.1.21.G      | 2-1102637-5 | 79    | HN.D-C-Sti.Ag.0,14-0,37             | 1-1105050-1 | 34    | HVS-BLD                               | 0-1103266-1 | 211   |
| HIP-K.6/16.STO.1.M25.G     | 0-1106425-6 | 79    | HN.D-C-Sti.Au.0,5                   | 2-1105050-2 | 34    | HVS-HE.20.Bu.C                        | 0-1103145-1 | 207   |
| HIP-K.6/16.STO.1.M32.G     | 0-1106425-3 | 79    | HN.D-C-Sti.Au.0,75-1,0              | 3-1105050-2 | 34    | HVS-HE.20.Sti.C                       | 0-1103144-1 | 207   |
| HIP-K.6/16.STS.1.16.G      | 2-1102631-5 | 79    | HN.D-C-Sti.Au.1,5                   | 4-1105050-2 | 34    | HVS-HE.5.Bu.SC                        | 0-1103134-1 | 205   |
| HIP-K.6/16.STS.1.21.G      | 2-1102633-5 | 79    | HN.D-C-Sti.Au.2,5                   | 5-1105050-2 | 34    | HVS-HE.5.Sti.SC                       | 0-1103133-1 | 205   |
| HIP-K.6/16.STS.1.M25.G     | 0-1106425-4 | 79    | HSB.6/35.Bu.S.B1-6                  | 1-1104205-1 | 113   | HVS-HE.6.Bu.C                         | 0-1103245-1 | 206   |
| HIP-K/EMV-K.10/24.SKB      | 4-1106202-5 | 99    | HSB.6/35.Bu.S.B1-6                  | 1-1104205-1 | 156   | HVS-HE.6.Sti.C                        | 0-1103244-1 | 206   |
| HIP-K/EMV-K.10/24.SKB      | 4-1106202-5 | 185   | HSB.6/35.Bu.S.B7-12                 | 1-1104207-1 | 156   | HVS-HE.8.Bu.C                         | 0-1103141-1 | 206   |
| HIP-K/EMV-K.16/40.SKB      | 4-1106203-5 | 126   | HSB.6/35.Sti.S.B1-6                 | 1-1104204-1 | 113   | HVS-HE.8.Sti.C                        | 0-1103140-1 | 206   |
| HIP-K/EMV-K.16/40.SKB      | 4-1106203-5 | 185   | HSB.6/35.Sti.S.B1-6                 | 1-1104204-1 | 156   | HVS-HND.12.Bu.C                       | 0-1103276-1 | 207   |
| HIP-K/EMV-K.24/64.SKB      | 4-1106204-5 | 151   | HSB.6/35.Sti.S.B7-12                | 1-1104206-1 | 156   | HVS-HND.12.Sti.C                      | 0-1103277-1 | 207   |
| HIP-K/EMV-K.24/64.SKB      | 4-1106204-5 | 185   | HSK.6+36.Bu.C                       | 0-1108762-1 | 111   | HVS-HND.17.Bu.C                       | 0-1103279-1 | 208   |
| HIP-K/EMV-K.3/4.SKB        | 4-1106200-5 | 54    | HSK.6+36.Sti.C                      | 0-1108761-1 | 111   | HVS-HND.17.Sti.C                      | 0-1103278-1 | 208   |
| HIP-K/EMV-K.6/16.SKB       | 4-1106201-5 | 80    | HSK.Bu.C.1,5 mm <sup>2</sup>        | 1-1108756-1 | 39    | HVS-HSK.2.Bu.C                        | 0-1103271-1 | 204   |
| HIP-K/EMV-K.6/16.SKB       | 4-1106201-5 | 185   | HSK.Bu.C.10,0 mm <sup>2</sup>       | 5-1108756-1 | 39    | HVS-HSK.2.Sti.C                       | 0-1103270-1 | 204   |
| HIP-KF.24/64.STS.1.29.G    | 1-1102622-5 | 150   | HSK.Bu.C.2,5 mm <sup>2</sup>        | 2-1108756-1 | 39    | HVS-HSK.3.Bu.C                        | 0-1103273-1 | 205   |
| HIP-KF.24/64.STS.1.36.G    | 1-1102623-5 | 150   | HSK.Bu.C.4,0 mm <sup>2</sup>        | 3-1108756-1 | 39    | HVS-HSK.3.Sti.C                       | 0-1103272-1 | 205   |
| HIP-KF.24/64.STS.1.M40.G   | 0-1106474-1 | 150   | HSK.Bu.C.6,0 mm <sup>2</sup>        | 4-1108756-1 | 39    | HVS-HSS.2.Bu.C                        | 0-1103274-1 | 204   |
| HIP-KF/K.24/64.STS.1.29.G  | 2-1102622-5 | 150   | HSK.RSZ.LC 0,75-2,5 mm <sup>2</sup> | 0-1102789-1 | 39    | HVS-HSS.2.Sti.C                       | 0-1103275-1 | 204   |
| HIP-KF/K.24/64.STS.1.36.G  | 2-1102623-5 | 150   | HSK.RSZ.LC 4-10 mm <sup>2</sup>     | 0-1102790-1 | 39    | HVS-MM.17.Bu.C                        | 0-1103281-1 | 208   |
| HIP-KF/K.24/64.STS.1.M40.G | 0-1106474-2 | 150   | HSK.Sti.C 1,5 mm <sup>2</sup>       | 1-1108757-1 | 39    | HVS-MM.17.Sti.C                       | 0-1103280-1 | 208   |
| HIP-K-I.24/64.AG.M6.D      | 0-1108533-1 | 151   | HSK.Sti.C 10 mm <sup>2</sup>        | 5-1108757-1 | 39    | HVS-MVB.HND.4.Sti.C                   | 0-1103251-1 | 210   |
| HM.10-82/82                | 8-1108772-2 | 95    | HSK.Sti.C 2,5 mm <sup>2</sup>       | 2-1108757-1 | 39    | HVS-MVB.S20DF.8.Sti.C                 | 0-1103258-1 | 210   |
| HM.10-85/85                | 8-1108772-5 | 95    | HSK.Sti.C 4,0 mm <sup>2</sup>       | 3-1108757-1 | 39    | HVS-R.O.1-2                           | 0-1103250-7 | 72    |
| HM.10-90/90                | 8-1108772-0 | 95    | HSK.Sti.C 6,0 mm <sup>2</sup>       | 4-1108757-1 | 39    | HVS-R.O.1-2                           | 0-1103250-7 | 201   |
| HM.10-94/94                | 8-1108772-4 | 95    | HSM.Bu.C.AG.0,75 mm <sup>2</sup>    | 1-1105251-1 | 40    | HVS-R.O.1-2                           | 0-1103250-7 | 211   |
| HM.10-98/98                | 8-1108772-8 | 95    | HSM.Bu.C.AG.1,5 mm <sup>2</sup>     | 2-1105251-1 | 40    | HVS-R.O.1-3                           | 0-1103250-5 | 86    |
| HMX.4/0.Bu.S               | 0-1104700-1 | 113   | HSM.Bu.C.AG.10 mm <sup>2</sup>      | 6-1105251-1 | 40    | HVS-R.O.1-3                           | 0-1103250-5 | 211   |
| HMX.4/0.Sti.S              | 0-1104701-1 | 113   | HSM.Bu.C.AG.2,5 mm <sup>2</sup>     | 3-1105251-1 | 40    | HVS-R.O.1-4                           | 0-1103250-3 | 114   |
| HMX.4/2.Bu.S               | 0-1102076-1 | 113   | HSM.Bu.C.AG.4 mm <sup>2</sup>       | 4-1105251-1 | 40    | HVS-R.O.1-4                           | 0-1103250-3 | 212   |
| HMX.4/2.Sti.S              | 0-1102075-1 | 113   | HSM.Bu.C.AG.6 mm <sup>2</sup>       | 5-1105251-1 | 40    | HVS-R.O.1-6                           | 0-1103250-1 | 138   |
| HN.2D.108.Bu.C.B109-216    | 2-1103221-3 | 169   | HSM.Sti.C.AG.0,75 mm <sup>2</sup>   | 1-1105250-1 | 40    | HVS-R.O.1-6                           | 0-1103250-1 | 212   |
| HN.2D.108.Bu.C.B1-108      | 2-1103220-3 | 135   | HSM.Sti.C.AG.1,5 mm <sup>2</sup>    | 2-1105250-1 | 40    | HVS-R.U.1-2                           | 0-1103250-8 | 159   |
| HN.2D.108.Bu.C.B1-108      | 2-1103220-3 | 169   | HSM.Sti.C.AG.10 mm <sup>2</sup>     | 6-1105250-1 | 40    | HVS-R.U.1-2                           | 0-1103250-8 | 201   |
| HN.2D.108.Sti.C.B109-216   | 2-1103217-3 | 169   | HSM.Sti.C.AG.2,5 mm <sup>2</sup>    | 3-1105250-1 | 40    | HVS-R.U.1-2                           | 0-1103250-8 | 211   |
| HN.2D.108.Sti.C.B1-108     | 2-1103216-3 | 135   | HSM.Sti.C.AG.4 mm <sup>2</sup>      | 4-1105250-1 | 40    | HVS-R.U.1-3                           | 0-1103250-6 | 159   |
| HN.2D.108.Sti.C.B1-108     | 2-1103216-3 | 169   | HSM.Sti.C.AG.6 mm <sup>2</sup>      | 5-1105250-1 | 40    | HVS-R.U.1-3                           | 0-1103250-6 | 211   |
| HN.2D.24.Bu.C              | 2-1103202-3 | 70    | HSS.8/2.Bu.C                        | 2-1104202-3 | 137   | HVS-R.U.1-4                           | 0-1103250-4 | 171   |
| HN.2D.24.Sti.C             | 2-1103200-3 | 70    | HSS.8/2.Sti.C                       | 2-1104200-3 | 137   | HVS-R.U.1-4                           | 0-1103250-4 | 212   |
| HN.2D.42.Bu.C              | 2-1103206-3 | 85    | HSS-C-Bu.AG.10 mm <sup>2</sup>      | 4-1105151-1 | 41    | HVS-R.U.1-6                           | 0-1103250-2 | 171   |
| HN.2D.42.Sti.C             | 2-1103204-3 | 85    | HSS-C-Bu.AG.16 mm <sup>2</sup>      | 5-1105151-1 | 41    | HVS-R.U.1-6                           | 0-1103250-2 | 212   |
| HN.2D.72.Bu.C.B1-72        | 2-1103212-3 | 109   | HSS-C-Bu.AG.6 mm <sup>2</sup>       | 3-1105151-1 | 41    | HVS-S20DF.25.Bu.C                     | 0-1103261-1 | 209   |
| HN.2D.72.Bu.C.B1-72        | 2-1103212-3 | 157   | HSS-C-Bu.AU.6 mm <sup>2</sup>       | 3-1105151-2 | 41    | HVS-S20DF.25.Sti.C                    | 0-1103260-1 | 209   |
| HN.2D.72.Bu.C.B73-144      | 2-1103213-3 | 157   | HSS-C-Bu.AU.10 mm <sup>2</sup>      | 4-1105151-2 | 41    | HVS-TX.2.Bu                           | 0-1103269-1 | 209   |
| HN.2D.72.Sti.C.B1-72       | 2-1103208-3 | 109   | HSS-C-Bu.AU.16 mm <sup>2</sup>      | 5-1105151-2 | 41    | HVS-TX.2.Sti                          | 0-1103267-1 | 209   |
| HN.2D.72.Sti.C.B1-72       | 2-1103208-3 | 157   | HSS-C-Sti.AG.10 mm <sup>2</sup>     | 4-1105150-1 | 41    | HVS-TX.HN.D.4.Bu.C                    | 0-1103286-1 | 209   |
| HN.2D.72.Sti.C.B73-144     | 2-1103209-3 | 157   | HSS-C-Sti.AG.16 mm <sup>2</sup>     | 5-1105150-1 | 41    | HVS-TX.HN.D.4.Sti.C                   | 0-1103283-1 | 209   |
| HN.D.15.Bu.C               | 2-1103107-3 | 61    | HSS-C-Sti.AG.6 mm <sup>2</sup>      | 3-1105150-1 | 41    | HVS-TX.S20DF.8.Bu.C                   | 0-1103297-1 | 209   |
| HN.D.15.Sti.C B1-15        | 2-1103106-3 | 61    | HSS-C-Sti.AU.10 mm <sup>2</sup>     | 4-1105150-2 | 41    | HVS-TX.S20DF.8.Sti.C                  | 0-1103291-1 | 209   |
| HN.D.25.Bu.C               | 2-1103109-3 | 101   | HSS-C-Sti.AU.16 mm <sup>2</sup>     | 5-1105150-2 | 41    | HVT.14.Bu.C                           | 2-1104006-3 | 83    |
| HN.D.25.Bu.C               | 2-1103109-3 | 128   | HSS-C-Sti.AU.6 mm <sup>2</sup>      | 3-1105150-2 | 41    | HVT.14.Sti.C                          | 2-1104004-3 | 83    |
| HN.D.25.Bu.C B1-25/Z       | 0-1103109-1 | 101   | HSS-CSZ.2,5-70 mm <sup>2</sup>      | 1-1105653-8 | 41    | HVT.23.Bu.C                           | 2-1104010-3 | 108   |
| HN.D.25.Bu.C B1-25/Z       | 0-1103109-1 | 128   | HSS-CSZ.2,5-70 mm <sup>2</sup>      | 1-1105653-8 | 42    | HVT.23.Sti.C                          | 2-1104008-3 | 108   |
| HN.D.25.Sti.C B1-25        | 2-1103108-3 | 101   | HUT.11.MS                           | 1-1106006-9 | 190   | HVT.35.Bu.C                           | 2-1104014-3 | 134   |
| HN.D.25.Sti.C B1-25        | 2-1103108-3 | 128   | HUT.11.P-GRAU                       | 1-1106005-7 | 190   | HVT.35.Sti.C                          | 2-1104012-3 | 134   |
| HN.D.25.Sti.C B1-25/Z      | 0-1103108-1 | 101   | HUT.13.MS                           | 2-1106006-9 | 190   | HVT.48.Bu.C                           | 2-1104018-3 | 134   |
| HN.D.25.Sti.C B1-25/Z      | 0-1103108-1 | 128   | HUT.13.P-GRAU                       | 2-1106005-7 | 190   | HVT.48.Sti.C                          | 2-1104016-3 | 134   |
| HN.D.40.Bu.C               | 2-1103111-3 | 109   | HUT.16.MS                           | 3-1106006-9 | 190   | HVT.8.Bu.C                            | 2-1104002-3 | 68    |
| HN.D.40.Bu.C               | 2-1103111-3 | 157   | HUT.16.P-GRAU                       | 3-1106005-7 | 190   | HVT.8.Sti.C                           | 2-1104000-3 | 68    |
| HN.D.40.Sti.C              | 2-1103110-3 | 109   | HUT.21.MS                           | 4-1106006-9 | 190   | HVT-C-Bu.Ag.0,13-0,4 mm <sup>2</sup>  | 6-1105301-1 | 38    |
| HN.D.40.Sti.C              | 2-1103110-3 | 157   | HUT.21.P-GRAU                       | 4-1106005-7 | 190   | HVT-C-Bu.Ag.0,5 mm <sup>2</sup>       | 1-1105301-1 | 38    |
| HN.D.64.Bu.C               | 2-1103113-3 | 135   | HUT.29.MS                           | 5-1106006-9 | 190   | HVT-C-Bu.Ag.0,75-1,0 mm <sup>2</sup>  | 2-1105301-1 | 38    |
| HN.D.64.Bu.C               | 2-1103113-3 | 169   | HUT.29.P-GRAU                       | 5-1106005-7 | 190   | HVT-C-Bu.Ag.1,5 mm <sup>2</sup>       | 3-1105301-1 | 38    |
| HN.D.64.Sti.C              | 2-1103112-3 | 135   | HUT.36.MS                           | 6-1106006-9 | 190   | HVT-C-Bu.Ag.2,5 mm <sup>2</sup>       | 4-1105301-1 | 38    |
| HN.D.64.Sti.C              | 2-1103112-3 | 169   | HUT.36.P-GRAU                       | 6-1106005-7 | 190   | HVT-C-Bu.Ag.4,0 mm <sup>2</sup>       | 5-1105301-1 | 38    |
| HN.D.7.Bu.C                | 2-1103103-3 | 47    | HUT.42.MS                           | 7-1106006-9 | 190   | HVT-C-Bu.Au.0,13-0,4 mm <sup>2</sup>  | 6-1105301-2 | 38    |
| HN.D.7.Bu.C/250V           | 2-1103101-3 | 47    | HUT.42.P-GRAU                       | 7-1106005-7 | 190   | HVT-C-Bu.Au.0,5 mm <sup>2</sup>       | 1-1105301-2 | 38    |
| HN.D.7.Sti.C               | 2-1103102-3 | 47    | HUT.M16.MS                          | 1-1102770-6 | 190   | HVT-C-Bu.Au.0,75-1,0 mm <sup>2</sup>  | 2-1105301-2 | 38    |
| HN.D.7.Sti.C/250V          | 2-1103100-3 | 47    | HUT.M16.P                           | 1-1102771-6 | 190   | HVT-C-Bu.Au.1,5 mm <sup>2</sup>       | 3-1105301-2 | 38    |
| HN.D.8.Bu.C                | 2-1103105-3 | 47    | HUT.M20.MS                          | 2-1102770-0 | 190   | HVT-C-Bu.Au.2,5 mm <sup>2</sup>       | 4-1105301-2 | 38    |
| HN.D.8.Sti.C               | 2-1103104-3 | 47    | HUT.M20.P                           | 2-1102771-0 | 190   | HVT-C-Bu.Au.4,0 mm <sup>2</sup>       | 5-1105301-2 | 38    |
| HN.D-C-Bu.Ag.0,14-0,37     | 1-1105051-1 | 34    | HUT.M25.MS                          | 2-1102770-5 | 190   | HVT-C-Sti.Ag.0,13-0,4 mm <sup>2</sup> | 6-1105300-1 | 38    |
| HN.D-C-Bu.Ag.0,5           | 2-1105051-1 | 34    | HUT.M25.P                           | 2-1102771-5 | 190   | HVT-C-Sti.Ag.0,5 mm <sup>2</sup>      | 1-1105300-1 | 38    |
| HN.D-C-Bu.Ag.0,75-1,0      | 3-1105051-1 | 34    | HUT.M32.MS                          | 3-1102770-2 | 190   | HVT-C-Sti.Ag.0,75-1,0 mm <sup>2</sup> | 2-1105300-1 | 38    |
| HN.D-C-Bu.Ag.1,5           | 4-1105051-1 | 34    | HUT.M32.P                           | 3-1102771-2 | 190   | HVT-C-Sti.Ag.1,5 mm <sup>2</sup>      | 3-1105300-1 | 38    |
| HN.D-C-Bu.Ag.2,5           | 5-1105051-1 | 34    | HUT.M40.MS                          | 4-1102770-0 | 190   | HVT-C-Sti.Ag.2,5 mm <sup>2</sup>      | 4-1105300-1 | 38    |

Sortiert nach Bezeichnung/Sorted by description

| Bestelltext                           | Best-Nr.    | Seite | Bestelltext  | Best-Nr.    | Seite | Bestelltext  | Best-Nr.    | Seite |
|---------------------------------------|-------------|-------|--|-------------|-------|--|-------------|-------|
| HVT-C-Sti.Ag.4,0 mm <sup>2</sup>      | 5-1105300-1 | 38    | MDL2-GR.U-8.B5-8                                     | 0-1108780-7 | 171   | Schellenset 8 mm                                       | 5-1106302-9 | 213   |
| HVT-C-Sti.Au.0,13-0,4 mm <sup>2</sup> | 6-1105300-2 | 38    | MDL2-GR.U-8.B5-8                                     | 0-1108780-7 | 203   | Schellenset 9 mm                                       | 6-1106302-9 | 183   |
| HVT-C-Sti.Au.0,5 mm <sup>2</sup>      | 1-1105300-2 | 38    | MDL-SBS.BG3  | 2-1106310-9 | 213   | Schellenset 9 mm                                       | 6-1106302-9 | 213   |
| HVT-C-Sti.Au.0,75-1,0 mm <sup>2</sup> | 2-1105300-2 | 38    | MDL-SBS.BG4  | 2-1106311-9 | 213   | Schirmschiene gerade                                   | 0-1110505-1 | 182   |
| HVT-C-Sti.Au.1,5 mm <sup>2</sup>      | 3-1105300-2 | 38    | MDL-SBS.BG6  | 2-1106312-9 | 213   | SDE ASHT 28-24 DYN D-3S                                | 91565-1     | 33    |
| HVT-C-Sti.Au.2,5 mm <sup>2</sup>      | 4-1105300-2 | 38    | MDL-SBS.BG8  | 2-1106313-9 | 213   | SDE SAHT 16-14 DYN D-ZL                                | 91560-1     | 33    |
| HVT-C-Sti.Au.4,0 mm <sup>2</sup>      | 5-1105300-2 | 38    | MJ Plug Cat 5e                                       | 5-569550-4  | 199   | SDE SAHT 20-16 DYN D-3L                                | 91558-1     | 33    |
| INS.-EXTR. TOOL                       | 726363-1    | 32    | O-RING.PG11.SCHW                                     | 1-1106053-1 | 193   | SDE SAHT 20-16 DYNAMIC D5-SS                           | 91596-1     | 33    |
| INSERT/EXTRACT TOOL ASSEMBLY          | 91285-1     | 32    | O-RING.PG11.VITON                                    | 1-1106053-2 | 193   | SDE SAHT 22-18 DYNAMIC D2-M                            | 91595-1     | 33    |
| IP65-Dichtset M3x6+PD                 | 0-1103028-2 | 189   | O-RING.PG13.SCHW                                     | 2-1106053-1 | 193   | SDE SAHT 24-20 DYN D-3M                                | 91559-1     | 33    |
| IP65-Dichtset M3x8                    | 0-1103028-1 | 189   | O-RING.PG13.VITON                                    | 2-1106053-2 | 193   | SDE SAHT 28-24 D-2S DYNAMIC                            | 91576-1     | 33    |
| KX.VT.Bu.0,8/3,5/6,1                  | 0-1108601-1 | 43    | O-RING.PG16.SCHW                                     | 3-1106053-1 | 193   | SET CZ-HF.60.M   | 0-1110956-7 | 42    |
| KX.VT.Bu.1,4/6,3/10,0                 | 0-1108629-1 | 43    | O-RING.PG21.SCHW                                     | 4-1106053-1 | 193   | SET-Erdungsband 120 mm                                 | 2-1106303-9 | 183   |
| KX.VT.Bu.3,0/7,3/10,8                 | 0-1108617-1 | 43    | O-RING.PG29.SCHW                                     | 5-1106053-1 | 193   | SET-Erdungsband 120 mm                                 | 2-1106303-9 | 213   |
| KX.VT.Sti.0,8/3,5/6,1                 | 0-1108600-1 | 43    | O-RING.PG29.VITON                                    | 5-1106053-2 | 193   | SET-Erdungsband 220 mm                                 | 3-1106303-9 | 183   |
| KX.VT.Sti.1,4/6,3/10,0                | 0-1108628-1 | 43    | O-RING.PG36.SCHW                                     | 6-1106053-1 | 193   | SET-Erdungsband 220 mm                                 | 3-1106303-9 | 213   |
| KX.VT.Sti.3,0/7,3/10,8                | 0-1108616-1 | 43    | O-RING.PG42.SCHW                                     | 7-1106053-1 | 193   | SET-Erdungsband 90 mm                                  | 1-1106303-9 | 183   |
| KX.VT-AWZG                            | 1-1105752-8 | 43    | O-RING.PG42.VITON                                    | 7-1106053-2 | 193   | SET-Erdungsband 90 mm                                  | 1-1106303-9 | 213   |
| KX-AWZG                               | 0-0305183-8 | 43    | Pin Dia 2,5 (Sn) 0,2-0,4 mm <sup>2</sup> Loose piece | 962966-1    | 36    | SET-HF.13/16-13.Bu                                     | 0-1110951-2 | 175   |
| KX-RG.58.Bu                           | 1-1105351-1 | 43    | Pin Dia 2,5 (Sn) 0,2-0,4 mm <sup>2</sup> Strip Form  | 929962-1    | 36    | SET-HF.13/16-13.Sti                                    | 0-1110950-2 | 175   |
| KX-RG.58.Sti                          | 1-1105350-1 | 43    | Pin Dia 2,5 (Sn) 0,5-1,0 mm <sup>2</sup> Loose piece | 962967-1    | 36    | SET-HFE-13.Bu  | 0-1110951-4 | 175   |
| KX-RG.59.Bu                           | 2-1105351-1 | 43    | Pin Dia 2,5 (Sn) 0,5-1,0 mm <sup>2</sup> Strip Form  | 929963-1    | 36    | SET-HFE-13.Sti   | 0-1110950-4 | 175   |
| KX-RG.59.Sti                          | 2-1105350-1 | 43    | Pin Dia 2,5 (Sn) 1,0-2,5 mm <sup>2</sup> Strip Form  | 929964-1    | 36    | SET-Schrauben  | 1-1106304-9 | 183   |
| LWL-Zentrierhülse                     | 0-1102921-1 | 44    | Pin Dia 2,5 (Sn) 1,0-2,5 mm <sup>2</sup> Loose piece | 962968-1    | 36    | SET-Schrauben  | 1-1106304-9 | 213   |
| MDL.E.TWIN.Bu                         | 0-1108786-1 | 198   | Pin Dia 2,5 (Sn) 2,5-4,0 mm <sup>2</sup> Loose piece | 962969-1    | 36    | Sich-Stift.HVG.C                                       | 0-1110984-4 | 59    |
| MDL.E.TWIN.Sti                        | 0-1108785-1 | 198   | Pin Dia 2,5 (Sn) 2,5-4,0mm <sup>2</sup> Strip Form   | 929965-1    | 36    | SKP.6  | 0-1110684-3 | 185   |
| MDL.HFE.C-6mm                         | 0-1110957-1 | 200   | Pin S 20 DF 0,08-0,2 AG Loose piece                  | 1-66507-0   | 32    | SKP.6.F  | 0-1106258-3 | 185   |
| MDL2.2+2.Bu.C                         | 0-1103019-2 | 194   | Pin S 20 DF 0,08-0,2 AG Strip Form                   | 66507-4     | 32    | SKP.6/R  | 0-1110684-4 | 185   |
| MDL2.2+2.Sti.C                        | 0-1103019-1 | 194   | Pin S 20 DF 0,08-0,2 Loose piece                     | 66507-9     | 32    | SKP.6/R.F  | 0-1106259-3 | 185   |
| MDL2.3+4.Bu.C                         | 0-1103018-2 | 195   | Pin S 20 DF 0,08-0,2 Strip Form                      | 66507-3     | 32    | SKP.8  | 0-1110661-3 | 185   |
| MDL2.3+4.Sti.C                        | 0-1103018-1 | 195   | Pin S 20 DF 0,2-0,6 AG Loose piece                   | 1-66506-0   | 32    | SKP.8.F  | 0-1106258-4 | 185   |
| MDL2.45.JACK.2                        | 0-1108812-2 | 199   | Pin S 20 DF 0,2-0,6 AG Strip Form                    | 66506-4     | 32    | SKP.8/R  | 0-1110661-4 | 185   |
| MDL2.45.JACK.5e                       | 0-1108812-1 | 199   | Pin S 20 DF 0,2-0,6 Loose piece                      | 66506-9     | 32    | SKP.8/R.F  | 0-1106259-4 | 185   |
| MDL2.45.PLUG                          | 0-1108813-1 | 199   | Pin S 20 DF 0,2-0,6 Strip Form                       | 66506-3     | 32    | Socket Dia 2,5 (Sn) 0,2-0,4 mm <sup>2</sup> Loose      | 962976-1    | 36    |
| MDL2.8.Bu.C                           | 0-1103015-2 | 195   | QUICK-IN-QM  | 0-1106516-1 | 178   | Socket Dia 2,5 (Sn) 0,2-0,4 mm <sup>2</sup> Strip Form | 929969-1    | 36    |
| MDL2.8.Sti.C                          | 0-1103015-1 | 195   | QUICK-IN-QSB   | 0-1106515-1 | 178   | Socket Dia 2,5 (Sn) 0,5-1,0 mm <sup>2</sup> Loose      | 962977-1    | 36    |
| MDL2.AIR.Bu                           | 0-1103025-2 | 200   | REDU.13/09.MS.8                                      | 8-1106062-6 | 192   | Socket Dia 2,5 (Sn) 0,5-1,0 mm <sup>2</sup> Strip Form | 929970-1    | 36    |
| MDL2.AIR.Sti                          | 0-1103025-1 | 200   | REDU.13/11.MS.8                                      | 2-1106062-6 | 192   | Socket Dia 2,5 (Sn) 1,0-2,5 mm <sup>2</sup> Strip Form | 929971-1    | 36    |
| MDL2.Blindmodul                       | 0-1103014-1 | 200   | REDU.16/11.MS.8                                      | 9-1106062-6 | 192   | Socket Dia 2,5 (Sn) 1,0-2,5 mm <sup>2</sup> Loose      | 962978-1    | 36    |
| MDL2.HD.18.Bu.C                       | 0-1103016-2 | 196   | REDU.16/13.MS.8                                      | 3-1106062-6 | 192   | Socket Dia 2,5 (Sn) 2,5-4,0 mm <sup>2</sup> Loose      | 962979-1    | 36    |
| MDL2.HD.18.Sti.C                      | 0-1103016-1 | 196   | REDU.21/13.MS.8                                      | 0-1106062-6 | 192   | Socket Dia 2,5 (Sn) 2,5-4,0mm <sup>2</sup> Strip Form  | 929972-1    | 36    |
| MDL2.HN.D.1+2.Bu.C                    | 0-1103024-2 | 194   | REDU.21/16.MS.8                                      | 4-1106062-6 | 192   | Socket S 20 DF 0,08-0,2 AG Loose piece                 | 1-66505-0   | 32    |
| MDL2.HN.D.1+2.Sti.C                   | 0-1103024-1 | 194   | REDU.29/16.MS.8                                      | 0-1106062-7 | 192   | Socket S 20 DF 0,08-0,2 AG Strip Form                  | 66505-4     | 32    |
| MDL2.HN.D.15.Bu.C                     | 0-1103017-2 | 196   | REDU.29/21.MS.8                                      | 5-1106062-6 | 192   | Socket S 20 DF 0,08-0,2 Loose piece                    | 66505-9     | 32    |
| MDL2.HN.D.15.Sti.C                    | 0-1103017-1 | 196   | REDU.36/21.MS.8                                      | 1-1106062-7 | 192   | Socket S 20 DF 0,08-0,2 Strip Form                     | 66505-3     | 32    |
| MDL2.HN.D.18.Bu.C                     | 0-1103076-2 | 196   | REDU.36/29.MS.8                                      | 6-1106062-6 | 192   | Socket S 20 DF 0,2-0,6 AG Loose piece                  | 1-66504-0   | 32    |
| MDL2.HN.D.18.Sti.C                    | 0-1103076-1 | 196   | RS-M3  | 1-1106107-1 | 179   | Socket S 20 DF 0,2-0,6 AG Strip Form                   | 66504-4     | 32    |
| MDL2.KX.Bu                            | 0-1103021-2 | 198   | RSZ.BAS  | 1-1105850-8 | 34    | Socket S 20 DF 0,2-0,6 Loose piece                     | 66504-9     | 32    |
| MDL2.KX.Sti                           | 0-1103021-1 | 198   | RSZ.BAS  | 1-1105850-8 | 35    | Socket S 20 DF 0,2-0,6 Strip Form                      | 66504-3     | 32    |
| MDL2.TX.4.5,4.Bu.C                    | 0-1103023-2 | 198   | RSZ.BAS  | 1-1105850-8 | 37    | SPB-M3   | 1-1106100-1 | 180   |
| MDL2.TX.4.5,4.Sti.C                   | 0-1103023-1 | 198   | RSZ.BAS  | 1-1105850-8 | 38    | S-Schelle groß   | 0-1102081-1 | 182   |
| MDL2.TX.4.8,5.Bu.C                    | 0-1103022-2 | 198   | RSZ.BAS  | 1-1105850-8 | 39    | S-Schelle klein  | 0-1102082-1 | 182   |
| MDL2.TX.4.8,5.Sti.C                   | 0-1103022-1 | 198   | RSZ.BAS  | 1-1105850-8 | 40    | STR ACT DAHT MIN COAXICON                              | 0-0045740-2 | 43    |
| MDL2.VT-KX.Bu                         | 0-1103020-2 | 199   | RSZ.BAS  | 1-1105850-8 | 41    | TDS.11.M   | 1-1106001-9 | 189   |
| MDL2.VT-KX.Sti                        | 0-1103020-1 | 199   | RSZ.HE/HA-LC 0,14-4 mm <sup>2</sup>                  | 1-1105852-8 | 34    | TDS.13.M   | 2-1106001-9 | 189   |
| MDL2-GR.O/U-3                         | 0-1108784-1 | 201   | RSZ.HE/HA-LC 0,14-4 mm <sup>2</sup>                  | 1-1105852-8 | 37    | TDS.16.M   | 3-1106001-9 | 189   |
| MDL2-GR.O-4.B1-2                      | 0-1108783-1 | 86    | RSZ.HE/HA-LC 0,14-4 mm <sup>2</sup>                  | 1-1105852-8 | 38    | TDS.21.M   | 4-1106001-9 | 189   |
| MDL2-GR.O-6.B1-3                      | 0-1108782-1 | 114   | RSZ.HE-HN.D-HVT                                      | 1-1105851-8 | 34    | TDS.29.M   | 5-1106001-9 | 189   |
| MDL2-GR.O-6.B1-3                      | 0-1108782-1 | 159   | RSZ.HE-HN.D-HVT                                      | 1-1105851-8 | 37    | TDS.36.M   | 6-1106001-9 | 189   |
| MDL2-GR.O-6.B1-3                      | 0-1108782-1 | 202   | RSZ.HSM-LC 0,14+2,5 mm <sup>2</sup>                  | 1-1105870-8 | 40    | TDS.42.M   | 7-1106001-9 | 189   |
| MDL2-GR.O-6.B1-3                      | 0-1108782-1 | 203   | RSZ.HSM-LC 4+10 mm <sup>2</sup>                      | 2-1105870-8 | 40    | THURRED HEAD TYCO                                      | 523168-5    | 34    |
| MDL2-GR.O-6.B4-6                      | 0-1108782-4 | 159   | RSZ.HSS-LC 10+16 mm <sup>2</sup>                     | 2-1105652-8 | 41    | Turnet   | 523168-5    | 38    |
| MDL2-GR.O-6.B4-6                      | 0-1108782-4 | 203   | RSZ.HSS-LC 6+25 mm <sup>2</sup>                      | 1-1105652-8 | 41    | Turnet   | 523168-6    | 37    |
| MDL2-GR.O-8.B1-4                      | 0-1108780-1 | 178   | SAHT W/OUT DIES                                      | 69710-1     | 43    | Turnet   | 523168-7    | 39    |
| MDL2-GR.O-8.B1-4                      | 0-1108780-1 | 202   | SB.BG.3.SET  | 1-1106305-9 | 181   | UPM  | 1-1102975-9 | 177   |
| MDL2-GR.O-8.B1-4                      | 0-1108780-1 | 202   | SB.BG.4.SET  | 1-1106306-9 | 181   | „Ü-PG.11-NPT3/8“ „                                     | 1-1106066-8 | 192   |
| MDL2-GR.O-8.B1-4                      | 0-1108780-1 | 203   | SB.BG.6.SET  | 1-1106307-9 | 181   | „Ü-PG.13-NPT1/2“ „                                     | 2-1106066-8 | 192   |
| MDL2-GR.O-8.B5-8                      | 0-1108780-6 | 171   | SB.BG.8.SET  | 1-1106308-9 | 181   | „Ü-PG.16-NPT1/2“ „                                     | 3-1106066-8 | 192   |
| MDL2-GR.O-8.B5-8                      | 0-1108780-6 | 203   | SB.HSS.BG.8  | 1-1106309-9 | 181   | „Ü-PG.21-NPT3/4“ „                                     | 4-1106066-8 | 192   |
| MDL2-GR.U-4.B1-2                      | 0-1108783-2 | 86    | Schellenset 10 mm                                    | 7-1106302-9 | 183   | „Ü-PG.36-NPT1.1/4“ „                                   | 6-1106066-8 | 192   |
| MDL2-GR.U-6.B1-3                      | 0-1108782-2 | 114   | Schellenset 10 mm                                    | 7-1106302-9 | 213   | ZE-HSB   | 0-1108723-1 | 178   |
| MDL2-GR.U-6.B1-3                      | 0-1108782-2 | 159   | Schellenset 4,5 mm                                   | 1-1106302-9 | 183   | ZW.ST.11.SKT-MS  | 1-1106057-4 | 191   |
| MDL2-GR.U-6.B1-3                      | 0-1108782-2 | 202   | Schellenset 4,5 mm                                   | 1-1106302-9 | 213   | ZW.ST.13.SKT-MS  | 2-1106057-4 | 191   |
| MDL2-GR.U-6.B1-3                      | 0-1108782-2 | 203   | Schellenset 5 mm                                     | 2-1106302-9 | 183   | ZW.ST.16.SKT-MS  | 3-1106057-4 | 191   |
| MDL2-GR.U-6.B4-6                      | 0-1108782-5 | 159   | Schellenset 5 mm                                     | 2-1106302-9 | 213   | ZW.ST.21.SKT-MS  | 4-1106057-4 | 191   |
| MDL2-GR.U-6.B4-6                      | 0-1108782-5 | 203   | Schellenset 6 mm                                     | 3-1106302-9 | 183   | ZW.ST.29.SKT-MS  | 5-1106057-4 | 191   |
| MDL2-GR.U-8.B1-4                      | 0-1108780-2 | 138   | Schellenset 6 mm                                     | 3-1106302-9 | 213   | ZW.ST.36.SKT-MS  | 6-1106057-4 | 191   |
| MDL2-GR.U-8.B1-4                      | 0-1108780-2 | 171   | Schellenset 7 mm                                     | 4-1106302-9 | 183   | ZW.ST.42.SKT-MS  | 7-1106057-4 | 191   |
| MDL2-GR.U-8.B1-4                      | 0-1108780-2 | 202   | Schellenset 7 mm                                     | 4-1106302-9 | 213   |  |             |       |
| MDL2-GR.U-8.B1-4                      | 0-1108780-2 | 203   | Schellenset 8 mm                                     | 5-1106302-9 | 183   |  |             |       |

Crossreferenz HTS – Tyco

| HTS PN   | Tyco PN     | Seite | HTS PN   | Tyco PN     | Seite | HTS PN   | Tyco PN     | Seite | HTS PN   | Tyco PN     | Seite |
|----------|-------------|-------|----------|-------------|-------|----------|-------------|-------|----------|-------------|-------|
| 3200002  | 1-1102975-9 | 177   | 41634881 | 1-1102179-2 | 154   | 42612480 | 1-1102343-6 | 143   | 43122433 | 2-1103640-9 | 168   |
| 3300002  | 1-1102978-9 | 177   | 41634897 | 1-1102181-2 | 154   | 42612496 | 1-1102345-6 | 143   | 43122441 | 2-1103640-3 | 168   |
| 4100041  | 1-1106100-1 | 180   | 41681000 | 2-1106206-7 | 184   | 42613281 | 1-1102362-6 | 162   | 43123541 | 2-1104012-3 | 134   |
| 41100300 | 1-1103400-1 | 45    | 41681600 | 2-1106208-7 | 184   | 42613297 | 1-1102364-6 | 162   | 43124841 | 2-1104016-3 | 134   |
| 41100400 | 1-1103402-1 | 45    | 41681600 | 2-1106208-7 | 184   | 42620679 | 1-1102253-2 | 75    | 43150019 | 1-1105100-1 | 37    |
| 41101000 | 1-1103414-1 | 60    | 41700377 | 1-1102112-2 | 50    | 42620695 | 1-1102255-2 | 75    | 43150020 | 2-1105100-1 | 37    |
| 41101600 | 1-1103416-1 | 100   | 41721069 | 1-1102133-2 | 65    | 42624881 | 1-1107001-2 | 173   | 43150021 | 3-1105100-1 | 37    |
| 41101600 | 1-1103416-1 | 152   | 41721669 | 1-1102152-2 | 105   | 42624882 | 1-1107005-2 | 173   | 43150022 | 4-1105100-1 | 37    |
| 41101600 | 1-1103416-1 | 166   | 42100662 | 1-1104204-1 | 113   | 42624897 | 1-1107003-2 | 173   | 43150023 | 5-1105100-1 | 37    |
| 41101627 | 1-1103416-7 | 152   | 42100662 | 1-1104204-1 | 156   | 42624898 | 1-1107007-2 | 173   | 43220018 | 6-1105301-1 | 38    |
| 41101627 | 1-1103416-7 | 166   | 42100663 | 1-1104206-1 | 156   | 42631079 | 1-1102274-2 | 93    | 43220019 | 1-1105301-1 | 38    |
| 41101628 | 1-1103416-8 | 152   | 42200662 | 1-1104205-1 | 113   | 42631095 | 1-1102276-2 | 93    | 43220020 | 2-1105301-1 | 38    |
| 41101628 | 1-1103416-8 | 166   | 42200662 | 1-1104205-1 | 156   | 42631680 | 1-1102299-2 | 121   | 43220021 | 3-1105301-1 | 38    |
| 41101629 | 1-1103416-9 | 166   | 42200663 | 1-1104207-1 | 156   | 42631696 | 1-1102301-2 | 121   | 43220022 | 4-1105301-1 | 38    |
| 41121040 | 2-1103414-3 | 60    | 42300669 | 1-1102243-7 | 73    | 42632480 | 1-1102331-2 | 146   | 43220023 | 5-1105301-1 | 38    |
| 41121627 | 2-1103416-7 | 152   | 42301069 | 1-1102267-6 | 87    | 42632496 | 1-1102333-2 | 146   | 43220640 | 1-1103635-1 | 66    |
| 41121627 | 2-1103416-7 | 166   | 42301070 | 1-1102270-6 | 87    | 42634881 | 1-1102391-2 | 173   | 43220641 | 2-1103635-3 | 66    |
| 41121640 | 2-1103416-3 | 100   | 42301670 | 1-1102295-6 | 115   | 42634882 | 1-1102395-2 | 173   | 43220841 | 2-1104002-3 | 68    |
| 41121640 | 2-1103416-3 | 152   | 42302470 | 1-1102325-6 | 140   | 42634897 | 1-1102393-2 | 173   | 43221040 | 1-1103637-1 | 81    |
| 41121640 | 2-1103416-3 | 166   | 42302471 | 1-1102328-6 | 140   | 42634898 | 1-1102397-2 | 173   | 43221041 | 2-1103637-3 | 81    |
| 41200300 | 1-1103401-1 | 45    | 42303271 | 1-1102351-6 | 160   | 42641079 | 1-1102286-2 | 94    | 43221441 | 2-1104006-3 | 83    |
| 41200400 | 1-1103403-1 | 45    | 42304871 | 1-1102382-7 | 172   | 42641095 | 1-1102288-2 | 94    | 43221626 | 1-1103639-1 | 155   |
| 41201000 | 1-1103415-1 | 60    | 42304872 | 1-1102385-7 | 172   | 42641680 | 1-1102308-2 | 122   | 43221631 | 2-1103639-9 | 155   |
| 41201600 | 1-1103417-1 | 100   | 42304873 | 1-1102388-7 | 172   | 42641696 | 1-1102310-2 | 122   | 43221641 | 2-1103639-3 | 106   |
| 41201600 | 1-1103417-1 | 152   | 42320669 | 1-1102240-7 | 73    | 42642480 | 1-1102343-2 | 146   | 43221641 | 2-1103639-3 | 155   |
| 41201600 | 1-1103417-1 | 166   | 42321069 | 1-1102261-6 | 87    | 42642496 | 1-1102345-2 | 146   | 43222341 | 2-1104010-3 | 108   |
| 41201627 | 1-1103417-7 | 152   | 42321070 | 1-1102264-6 | 87    | 42643281 | 1-1102362-2 | 164   | 43222433 | 2-1103641-9 | 168   |
| 41201627 | 1-1103417-7 | 166   | 42321670 | 1-1102292-6 | 115   | 42700669 | 1-1102258-2 | 76    | 43222440 | 1-1103641-1 | 168   |
| 41201628 | 1-1103417-8 | 152   | 42322470 | 1-1102316-6 | 139   | 42701069 | 1-1102279-1 | 89    | 43222441 | 2-1103641-3 | 168   |
| 41201628 | 1-1103417-8 | 166   | 42322471 | 1-1102319-6 | 139   | 42701070 | 1-1102282-1 | 89    | 43223541 | 2-1104014-3 | 134   |
| 41201629 | 1-1103417-9 | 166   | 42323271 | 1-1102348-6 | 160   | 42701670 | 1-1102304-1 | 117   | 43224841 | 2-1104018-3 | 134   |
| 41201629 | 1-1103417-9 | 166   | 42324871 | 1-1102373-7 | 172   | 42702470 | 1-1102336-1 | 141   | 43250019 | 1-1105101-1 | 37    |
| 41221040 | 2-1103415-3 | 60    | 42324872 | 1-1102376-7 | 172   | 42702471 | 1-1102339-1 | 141   | 43250020 | 2-1105101-1 | 37    |
| 41221627 | 2-1103417-7 | 152   | 42324873 | 1-1102379-7 | 172   | 42703271 | 1-1102359-1 | 161   | 43250021 | 3-1105101-1 | 37    |
| 41221627 | 2-1103417-7 | 166   | 42331005 | 0-1108713-1 | 79    | 42721069 | 1-1102279-2 | 94    | 43250022 | 4-1105101-1 | 37    |
| 41221640 | 2-1103417-3 | 100   | 42351670 | 1-1102295-1 | 118   | 42721070 | 1-1102282-2 | 94    | 43250023 | 5-1105101-1 | 37    |
| 41300377 | 1-1102101-7 | 49    | 42352470 | 1-1102325-1 | 142   | 42721670 | 1-1102304-2 | 122   | 43990400 | 1-1105850-8 | 34    |
| 41301069 | 1-1102120-7 | 63    | 42352471 | 1-1102328-1 | 142   | 42722470 | 1-1102336-2 | 147   | 43990400 | 1-1105850-8 | 35    |
| 41301669 | 1-1102139-7 | 103   | 42361069 | 1-1102267-1 | 90    | 42722471 | 1-1102339-2 | 147   | 43990400 | 1-1105850-8 | 37    |
| 41303270 | 1-1102158-6 | 130   | 42371069 | 1-1102261-1 | 90    | 42800669 | 1-1102240-3 | 77    | 43990400 | 1-1105850-8 | 38    |
| 41304871 | 1-1102175-7 | 153   | 42371670 | 1-1102292-1 | 118   | 42801069 | 1-1102261-3 | 96    | 43990400 | 1-1105850-8 | 39    |
| 41306471 | 1-1102027-7 | 167   | 42372470 | 1-1102316-1 | 142   | 42801670 | 1-1102292-3 | 123   | 43990400 | 1-1105850-8 | 40    |
| 41306472 | 1-1102030-7 | 167   | 42372471 | 1-1102319-1 | 142   | 42802470 | 1-1102316-3 | 148   | 43990400 | 1-1105850-8 | 41    |
| 41306473 | 1-1102033-7 | 167   | 42373271 | 1-1102348-1 | 162   | 42802471 | 1-1102319-3 | 148   | 43990410 | 1-1105851-8 | 34    |
| 41321069 | 1-1102117-7 | 63    | 42401069 | 1-1102267-7 | 92    | 42803271 | 1-1102348-3 | 165   | 43990410 | 1-1105851-8 | 37    |
| 41321669 | 1-1102136-7 | 103   | 42401670 | 1-1102295-7 | 120   | 42850600 | 1-1102244-8 | 77    | 43990410 | 1-1105851-8 | 38    |
| 41323270 | 1-1102155-6 | 130   | 42402470 | 1-1102325-7 | 145   | 42851000 | 1-1102271-8 | 96    | 43990412 | 1-1105652-8 | 41    |
| 41324871 | 1-1102172-7 | 153   | 42402471 | 1-1102328-7 | 145   | 42851600 | 1-1102296-8 | 123   | 43990413 | 2-1105652-8 | 41    |
| 41326471 | 1-1102002-7 | 167   | 42403271 | 1-1102351-7 | 163   | 42852400 | 1-1102291-8 | 149   | 43990414 | 1-1105852-8 | 34    |
| 41326472 | 1-1102005-7 | 167   | 42421069 | 1-1102261-7 | 92    | 42853200 | 1-1102352-8 | 165   | 43990414 | 1-1105852-8 | 37    |
| 41326473 | 1-1102008-7 | 167   | 42421670 | 1-1102292-7 | 120   | 42860679 | 1-1102249-8 | 78    | 43990414 | 1-1105852-8 | 38    |
| 41330377 | 1-1102103-7 | 49    | 42422470 | 1-1102316-7 | 144   | 42860695 | 1-1102251-8 | 78    | 47000011 | 1-1106001-9 | 189   |
| 41353270 | 1-1102158-1 | 131   | 42422471 | 1-1102319-7 | 144   | 42861079 | 1-1102274-8 | 97    | 47000013 | 2-1106001-9 | 189   |
| 41373270 | 1-1102155-1 | 131   | 42423271 | 1-1102348-7 | 163   | 42861095 | 1-1102276-8 | 97    | 47000016 | 3-1106001-9 | 189   |
| 41500300 | 1-1102105-2 | 49    | 42500600 | 1-1102244-2 | 74    | 42861680 | 1-1102299-8 | 124   | 47000021 | 4-1106001-9 | 189   |
| 41501000 | 1-1102121-2 | 64    | 42501000 | 1-1102271-1 | 88    | 42861696 | 1-1102301-8 | 124   | 47000029 | 5-1106001-9 | 189   |
| 41501600 | 1-1102140-2 | 104   | 42501600 | 1-1102296-1 | 116   | 42862480 | 1-1102331-8 | 149   | 47000036 | 6-1106001-9 | 189   |
| 41503200 | 1-1102160-1 | 130   | 42502400 | 1-1102291-1 | 140   | 42862496 | 1-1102333-8 | 149   | 47000042 | 7-1106001-9 | 189   |
| 41513200 | 1-1102165-1 | 131   | 42503200 | 1-1102352-1 | 160   | 42863281 | 1-1102354-8 | 165   | 47001113 | 1-1106058-5 | 192   |
| 41520300 | 1-1102106-2 | 49    | 42511000 | 1-1102283-6 | 91    | 42863297 | 1-1102356-8 | 165   | 47001116 | 7-1106058-5 | 192   |
| 41521000 | 1-1102122-2 | 64    | 42511600 | 1-1102305-6 | 119   | 42900669 | 1-1102205-3 | 77    | 47001316 | 2-1106058-5 | 192   |
| 41521600 | 1-1102141-2 | 104   | 42512400 | 1-1102340-6 | 143   | 42901080 | 1-1102211-3 | 96    | 47001321 | 8-1106058-5 | 192   |
| 41524800 | 1-1102177-2 | 153   | 42513200 | 1-1102360-6 | 162   | 42901670 | 1-1102220-3 | 123   | 47001621 | 3-1106058-5 | 192   |
| 41526400 | 1-1102009-2 | 167   | 42520600 | 1-1102246-2 | 74    | 42902470 | 1-1102229-3 | 148   | 47002129 | 4-1106058-5 | 192   |
| 41534800 | 1-1102176-2 | 153   | 42524800 | 1-1102389-2 | 173   | 42902471 | 1-1102232-3 | 148   | 47002936 | 5-1106058-5 | 192   |
| 41550300 | 1-1102107-2 | 49    | 42531000 | 1-1102271-2 | 93    | 42911069 | 1-1102211-6 | 87    | 47010011 | 1-1106066-8 | 192   |
| 41550367 | 1-1102110-2 | 50    | 42531600 | 1-1102296-2 | 121   | 42911070 | 1-1102214-6 | 87    | 47010013 | 2-1106066-8 | 192   |
| 41550377 | 1-1102109-2 | 50    | 42532400 | 1-1102291-2 | 145   | 42911670 | 1-1102220-6 | 115   | 47010016 | 3-1106066-8 | 192   |
| 41590379 | 1-1102114-2 | 50    | 42533200 | 1-1102352-2 | 164   | 42931069 | 1-1102211-1 | 90    | 47010021 | 4-1106066-8 | 192   |
| 41601079 | 1-1102124-2 | 64    | 42541000 | 1-1102283-2 | 93    | 43120018 | 6-1105300-1 | 38    | 47010036 | 6-1106066-8 | 192   |
| 41601095 | 1-1102126-2 | 64    | 42541600 | 1-1102305-2 | 121   | 43120019 | 1-1105300-1 | 38    | 47041309 | 8-1106062-6 | 192   |
| 41601679 | 1-1102143-2 | 104   | 42542400 | 1-1102340-2 | 145   | 43120020 | 2-1105300-1 | 38    | 47041311 | 2-1106062-6 | 192   |
| 41601695 | 1-1102145-2 | 104   | 42543200 | 1-1102360-2 | 164   | 43120021 | 3-1105300-1 | 38    | 47041611 | 9-1106062-6 | 192   |
| 41603280 | 1-1102162-1 | 130   | 42600679 | 1-1102249-2 | 74    | 43120022 | 4-1105300-1 | 38    | 47041613 | 3-1106062-6 | 192   |
| 41603296 | 1-1102164-1 | 130   | 42600695 | 1-1102251-2 | 74    | 43120023 | 5-1105300-1 | 38    | 47042113 | 0-1106062-6 | 192   |
| 41613280 | 1-1102167-1 | 131   | 42601079 | 1-1102274-1 | 88    | 43120640 | 1-1103634-1 | 66    | 47042116 | 4-1106062-6 | 192   |
| 41613296 | 1-1102169-1 | 131   | 42601095 | 1-1102276-1 | 88    | 43120641 | 2-1103634-3 | 66    | 47042916 | 0-1106062-7 | 192   |
| 41621079 | 1-1102128-2 | 65    | 42601680 | 1-1102299-1 | 116   | 43120841 | 2-1104000-3 | 68    | 47042921 | 5-1106062-6 | 192   |
| 41621095 | 1-1102130-2 | 65    | 42601696 | 1-1102301-1 | 116   | 43121040 | 1-1103636-1 | 81    | 47043621 | 1-1106062-7 | 192   |
| 41621679 | 1-1102147-2 | 105   | 42602480 | 1-1102331-1 | 141   | 43121041 | 2-110363    |       |          |             |       |



Crossreferenz HTS – Tyco

| HTS PN   | Tyco PN     | Seite | HTS PN   | Tyco PN     | Seite | HTS PN   | Tyco PN     | Seite | HTS PN     | Tyco PN     | Seite |
|----------|-------------|-------|----------|-------------|-------|----------|-------------|-------|------------|-------------|-------|
| 47070016 | 3-1106051-1 | 193   | 49302470 | 1-1102502-6 | 87    | 49634081 | 1-1102579-2 | 121   | 68692400   | 3-1106202-5 | 185   |
| 47070021 | 4-1106051-1 | 193   | 49302471 | 1-1102505-6 | 87    | 49634096 | 1-1102577-2 | 121   | 68694000   | 3-1106203-5 | 126   |
| 47070029 | 5-1106051-1 | 193   | 49302569 | 1-1102536-7 | 103   | 49634097 | 1-1102581-2 | 121   | 68694000   | 3-1106203-5 | 185   |
| 47080011 | 1-1106052-1 | 193   | 49302570 | 1-1102539-7 | 103   | 49636480 | 1-1103346-2 | 146   | 68696400   | 3-1106204-5 | 151   |
| 47080021 | 4-1106052-1 | 193   | 49304070 | 1-1102570-6 | 116   | 49636481 | 1-1103350-2 | 146   | 68696400   | 3-1106204-5 | 185   |
| 47080036 | 6-1106052-1 | 193   | 49304071 | 1-1102573-6 | 116   | 49636496 | 1-1103348-2 | 146   | 68696472   | 1-1102623-5 | 150   |
| 47080042 | 7-1106052-1 | 193   | 49306470 | 1-1103341-6 | 140   | 49636497 | 1-1103352-2 | 146   | 70160145   | 0-1108600-1 | 43    |
| 47120011 | 1-1106005-7 | 190   | 49306471 | 1-1103344-6 | 140   | 49642481 | 1-1102525-2 | 94    | 70165845   | 1-1105350-1 | 43    |
| 47120013 | 2-1106005-7 | 190   | 49321569 | 1-1102427-7 | 63    | 49642496 | 1-1102523-2 | 94    | 70165945   | 2-1105350-1 | 43    |
| 47120016 | 3-1106005-7 | 190   | 49321570 | 1-1102430-7 | 63    | 49642497 | 1-1102527-2 | 94    | 70260145   | 0-1108601-1 | 43    |
| 47120021 | 4-1106005-7 | 190   | 49321670 | 1-1102461-7 | 73    | 49644080 | 1-1102589-2 | 122   | 70265845   | 1-1105351-1 | 43    |
| 47120029 | 5-1106005-7 | 190   | 49322470 | 1-1102496-6 | 87    | 49644081 | 1-1102593-2 | 122   | 70265945   | 2-1105351-1 | 43    |
| 47120036 | 6-1106005-7 | 190   | 49322471 | 1-1102499-6 | 87    | 49644096 | 1-1102591-2 | 122   | 432216440  | 1-1103639-1 | 106   |
| 47120042 | 7-1106005-7 | 190   | 49322569 | 1-1102530-7 | 103   | 49644097 | 1-1102595-2 | 122   | 442680600  | 5-1106207-7 | 184   |
| 47300011 | 1-1106004-9 | 189   | 49322570 | 1-1102533-7 | 103   | 49646480 | 1-1103360-2 | 146   | 442681000  | 5-1106213-6 | 184   |
| 47300013 | 2-1106004-9 | 189   | 49324070 | 1-1102564-6 | 115   | 49646481 | 1-1103364-2 | 146   | 449300777  | 1-1102416-7 | 51    |
| 47300016 | 3-1106004-9 | 189   | 49324071 | 1-1102567-6 | 115   | 49646496 | 1-1103362-2 | 146   | 449330777  | 1-1102418-7 | 51    |
| 47300021 | 4-1106004-9 | 189   | 49326470 | 1-1103336-6 | 139   | 49646497 | 1-1103366-2 | 146   | 449500700  | 1-1102419-2 | 51    |
| 47300029 | 5-1106004-9 | 189   | 49326471 | 1-1103338-6 | 139   | 49701670 | 1-1102489-2 | 76    | 449550700  | 1-1102420-2 | 52    |
| 47300036 | 6-1106004-9 | 189   | 49354070 | 1-1102570-1 | 118   | 49704070 | 1-1102584-1 | 117   | 449550777  | 1-1102422-2 | 52    |
| 47300042 | 7-1106004-9 | 189   | 49354071 | 1-1102573-1 | 118   | 49704071 | 1-1102587-1 | 117   | 449700777  | 1-1102424-2 | 52    |
| 47500011 | 1-1106006-9 | 190   | 49356470 | 1-1103341-1 | 142   | 49706470 | 1-1103355-1 | 141   | 749151701  | 1-1105000-3 | 35    |
| 47500013 | 2-1106006-9 | 190   | 49356471 | 1-1103344-1 | 142   | 49706471 | 1-1103358-1 | 141   | 749151702  | 1-1105000-2 | 35    |
| 47500016 | 3-1106006-9 | 190   | 49362471 | 1-1102505-1 | 90    | 49721569 | 1-1102455-2 | 65    | 749151901  | 2-1105000-3 | 35    |
| 47500021 | 4-1106006-9 | 190   | 49372470 | 1-1102496-1 | 90    | 49721570 | 1-1102458-2 | 65    | 749151902  | 3-1105000-2 | 35    |
| 47500029 | 5-1106006-9 | 190   | 49372471 | 1-1102499-1 | 90    | 49722471 | 1-1102519-2 | 94    | 749152101  | 4-1105000-3 | 35    |
| 47500036 | 6-1106006-9 | 190   | 49374070 | 1-1102564-1 | 118   | 49722570 | 1-1102561-2 | 105   | 749251701  | 1-1105001-3 | 35    |
| 47500042 | 7-1106006-9 | 190   | 49374071 | 1-1102567-1 | 118   | 49724070 | 1-1102584-2 | 122   | 749251901  | 2-1105001-3 | 35    |
| 47700011 | 1-1106053-1 | 193   | 49376470 | 1-1103336-1 | 142   | 49724071 | 1-1102587-2 | 122   | 749252101  | 4-1105001-3 | 35    |
| 47700013 | 2-1106053-1 | 193   | 49376471 | 1-1103338-1 | 142   | 49726470 | 1-1103355-2 | 147   | 1643120018 | 6-1105300-2 | 38    |
| 47700016 | 3-1106053-1 | 193   | 49402470 | 1-1102502-7 | 92    | 49726471 | 1-1103358-2 | 147   | 1643120019 | 1-1105300-2 | 38    |
| 47700021 | 4-1106053-1 | 193   | 49402471 | 1-1102505-7 | 92    | 49801670 | 1-1102461-3 | 77    | 1643120020 | 2-1105300-2 | 38    |
| 47700029 | 5-1106053-1 | 193   | 49404070 | 1-1102570-7 | 120   | 49802470 | 1-1102496-3 | 96    | 1643120021 | 3-1105300-2 | 38    |
| 47700036 | 6-1106053-1 | 193   | 49404071 | 1-1102573-7 | 120   | 49802471 | 1-1102499-3 | 96    | 1643120022 | 4-1105300-2 | 38    |
| 47700042 | 7-1106053-1 | 193   | 49406470 | 1-1103341-7 | 145   | 49804070 | 1-1102564-3 | 123   | 1643120023 | 5-1105300-2 | 38    |
| 47710011 | 1-1106053-2 | 193   | 49406471 | 1-1103344-7 | 145   | 49804071 | 1-1102567-3 | 123   | 1643150019 | 1-1105100-2 | 37    |
| 47710013 | 2-1106053-2 | 193   | 49422470 | 1-1102496-7 | 92    | 49806470 | 1-1103336-3 | 148   | 1643150020 | 2-1105100-2 | 37    |
| 47710029 | 5-1106053-2 | 193   | 49424070 | 1-1102564-7 | 120   | 49806471 | 1-1103338-3 | 148   | 1643150021 | 3-1105100-2 | 37    |
| 47710042 | 7-1106053-2 | 193   | 49424071 | 1-1102567-7 | 120   | 49861680 | 1-1102472-8 | 78    | 1643150022 | 4-1105100-2 | 37    |
| 47900011 | 1-1106056-3 | 191   | 49426470 | 1-1103336-7 | 144   | 49861696 | 1-1102474-8 | 78    | 1643150023 | 5-1105100-2 | 37    |
| 47900013 | 2-1106056-3 | 191   | 49426471 | 1-1103338-7 | 144   | 49862481 | 1-1102511-8 | 97    | 1643220018 | 6-1105301-2 | 38    |
| 47900016 | 3-1106056-3 | 191   | 49601579 | 1-1102438-2 | 64    | 49862497 | 1-1102513-8 | 97    | 1643220019 | 1-1105301-2 | 38    |
| 47900021 | 4-1106056-3 | 191   | 49601580 | 1-1102442-2 | 64    | 49866480 | 1-1103346-8 | 149   | 1643220020 | 2-1105301-2 | 38    |
| 47900029 | 5-1106056-3 | 191   | 49601595 | 1-1102440-2 | 64    | 49866481 | 1-1103350-8 | 149   | 1643220021 | 3-1105301-2 | 38    |
| 47900036 | 6-1106056-3 | 191   | 49601596 | 1-1102444-2 | 64    | 49866497 | 1-1103352-8 | 149   | 1643220022 | 4-1105301-2 | 38    |
| 47900042 | 7-1106056-3 | 191   | 49601680 | 1-1102472-2 | 75    | 49906471 | 1-1102405-3 | 148   | 1643220023 | 5-1105301-2 | 38    |
| 47950011 | 1-1106057-4 | 191   | 49601696 | 1-1102474-2 | 75    | 49906472 | 1-1102408-3 | 148   | 1643250019 | 1-1105101-2 | 37    |
| 47950013 | 2-1106057-4 | 191   | 49602480 | 1-1102507-1 | 88    | 66122429 | 1-1103640-9 | 168   | 1643250020 | 2-1105101-2 | 37    |
| 47950016 | 3-1106057-4 | 191   | 49602481 | 1-1102511-1 | 88    | 66222429 | 1-1103641-9 | 168   | 1643250021 | 3-1105101-2 | 37    |
| 47950021 | 4-1106057-4 | 191   | 49602496 | 1-1102509-1 | 88    | 68300367 | 1-1102600-5 | 53    | 1643250022 | 4-1105101-2 | 37    |
| 47950029 | 5-1106057-4 | 191   | 49602497 | 1-1102513-1 | 88    | 68301669 | 1-1102635-5 | 79    | 1643250023 | 5-1105101-2 | 37    |
| 47950036 | 6-1106057-4 | 191   | 49602579 | 1-1102541-2 | 104   | 68302469 | 1-1102644-5 | 98    | 1649150019 | 2-1105050-2 | 34    |
| 47950042 | 7-1106057-4 | 191   | 49602580 | 1-1102545-2 | 104   | 68302470 | 1-1102646-5 | 98    | 1649150020 | 3-1105050-2 | 34    |
| 47990011 | 1-1106055-2 | 191   | 49602595 | 1-1102543-2 | 104   | 68304070 | 1-1102653-5 | 125   | 1649150021 | 4-1105050-2 | 34    |
| 47990013 | 2-1106055-2 | 191   | 49602596 | 1-1102547-2 | 104   | 68304071 | 1-1102655-5 | 125   | 1649150022 | 5-1105050-2 | 34    |
| 47990016 | 3-1106055-2 | 191   | 49604080 | 1-1102575-1 | 116   | 68306470 | 1-1102662-5 | 150   | 1649250018 | 1-1105051-2 | 34    |
| 47990021 | 4-1106055-2 | 191   | 49604081 | 1-1102579-1 | 116   | 68306471 | 1-1102664-5 | 150   | 1649250019 | 2-1105051-2 | 34    |
| 47990029 | 5-1106055-2 | 191   | 49604096 | 1-1102577-1 | 116   | 68321669 | 1-1102631-5 | 79    | 1649250020 | 3-1105051-2 | 34    |
| 47990036 | 6-1106055-2 | 191   | 49604097 | 1-1102581-1 | 116   | 68322469 | 1-1102640-5 | 98    | 1649250021 | 4-1105051-2 | 34    |
| 47990042 | 7-1106055-2 | 191   | 49606480 | 1-1103346-1 | 141   | 68322470 | 1-1102642-5 | 98    | 1649250022 | 5-1105051-2 | 34    |
| 49120741 | 2-1103002-3 | 48    | 49606481 | 1-1103350-1 | 141   | 68324070 | 1-1102649-5 | 125   | 2149120024 | 2-1103200-3 | 70    |
| 49121541 | 2-1103004-3 | 62    | 49606496 | 1-1103348-1 | 141   | 68324071 | 1-1102651-5 | 125   | 2149120042 | 2-1103204-3 | 85    |
| 49121641 | 2-1103006-3 | 69    | 49606497 | 1-1103352-1 | 141   | 68326470 | 1-1102658-5 | 150   | 2149120072 | 2-1103208-3 | 109   |
| 49122441 | 2-1103008-3 | 84    | 49612496 | 1-1102523-6 | 91    | 68326471 | 1-1102660-5 | 150   | 2149120072 | 2-1103208-3 | 157   |
| 49122541 | 2-1103010-3 | 102   | 49614080 | 1-1102589-6 | 119   | 68500300 | 1-1102603-5 | 53    | 2149120108 | 2-1103216-3 | 135   |
| 49122541 | 2-1103010-3 | 129   | 49614081 | 1-1102593-6 | 119   | 68501600 | 1-1102638-5 | 79    | 2149120108 | 2-1103216-3 | 169   |
| 49124041 | 2-1103012-3 | 110   | 49614096 | 1-1102591-6 | 119   | 68502400 | 1-1102647-5 | 98    | 2149120841 | 2-1103104-3 | 47    |
| 49124041 | 2-1103012-3 | 158   | 49614097 | 1-1102595-6 | 119   | 68504000 | 1-1102656-5 | 125   | 2149121541 | 2-1103106-3 | 61    |
| 49126441 | 2-1103032-3 | 136   | 49616480 | 1-1103360-6 | 143   | 68506400 | 1-1102665-5 | 151   | 2149122541 | 2-1103108-3 | 101   |
| 49126441 | 2-1103032-3 | 170   | 49616481 | 1-1103364-6 | 143   | 68530300 | 1-1102602-5 | 53    | 2149122541 | 2-1103108-3 | 128   |
| 49170051 | 1-1106102-1 | 180   | 49616496 | 1-1103362-6 | 143   | 68550367 | 1-1102601-5 | 54    | 2149124041 | 2-1103110-3 | 109   |
| 49180050 | 1-1106107-1 | 179   | 49616497 | 1-1103366-6 | 143   | 68551600 | 1-1102606-5 | 79    | 2149124041 | 2-1103110-3 | 157   |
| 49220741 | 2-1103003-3 | 48    | 49621579 | 1-1102446-2 | 65    | 68552400 | 1-1102612-5 | 99    | 2149126441 | 2-1103112-3 | 135   |
| 49221541 | 2-1103005-3 | 62    | 49621580 | 1-1102450-2 | 65    | 68554000 | 1-1102618-5 | 125   | 2149126441 | 2-1103112-3 | 169   |
| 49221641 | 2-1103007-3 | 69    | 49621595 | 1-1102448-2 | 65    | 68556400 | 1-1102626-5 | 151   | 2149130072 | 2-1103209-3 | 157   |
| 49222441 | 2-1103009-3 | 84    | 49621596 | 1-1102452-2 | 65    | 68601679 | 1-1102604-5 | 80    | 2149130108 | 2-1103217-3 | 169   |
| 49222541 | 2-1103011-3 | 102   | 49621680 | 1-1102480-2 | 75    | 68601695 | 1-1102605-5 | 80    | 2149150018 | 1-1105050-1 | 34    |
| 49222541 | 2-1103011-3 | 129   | 49621696 | 1-1102482-2 | 75    | 68602480 | 1-1102610-5 | 99    | 2149220024 | 2-1103202-3 | 70    |
| 49224041 | 2-1103013-3 | 110   | 49622579 | 1-1102549-2 | 105   | 68602496 | 1-1102611-5 | 99    | 2149220042 | 2-1103206-3 |       |

Crossreferenz HTS – Tyco

Table with 12 columns: HTS PN, Tyco PN, Seite, HTS PN, Tyco PN, Seite, HTS PN, Tyco PN, Seite, HTS PN, Tyco PN, Seite. It contains a comprehensive list of part number mappings between HTS and Tyco connector series.

**Ihre Notizen/Your comments:**

**Ihre Notizen/Your comments:**



Ihre Notizen/*Your comments:*

**Ihre Notizen/Your comments:**

Ihre Notizen/Your comments:



● Connector Systems /  
Electromechanical Components

● Relays

● Wireless Products

● Sensors

● Fiber Optic Products

● Wire & Cable

● Application Tooling

● Antennas, GPS Antennas,  
Integrated Antenna Systems

● Circuit Protection Devices

● Tubing & Harnessing Products

● Touch Screen Displays

● Power Systems

● Electronic Modules

● Resistors & Inductors

● Battery Connectors &  
Assemblies

● Heat Sinks & Thermal Solutions

● Switches and Knobs

● Identification Labeling Products

● Racks & Panels

● Smart Cards / Leadframes

## FOR MORE INFORMATION

[te.com/products/HTS](http://te.com/products/HTS)


### TE Technical Support Center

Internet: [te.com/help](http://te.com/help)  
USA: +1 (800) 522-6752  
Canada: +1 (905) 475-6222  
Mexico: +52 (0) 55-1106-0800  
Latin/S. America: +54 (0) 11-4733-2200  
Germany: +49 (0) 6251-133-1999  
UK: +44 (0) 800-267666  
France: +33 (0) 1-3420-8686  
Netherlands: +31 (0) 73-6246-999  
China: +86 (0) 400-820-6015

Part numbers in this brochure are RoHS Compliant\*, unless marked otherwise.  
\*as defined [www.te.com/leadfree](http://www.te.com/leadfree)



Industrie-Steckverbinder / Heavy Duty Connectors



RoHS  
Ready

# Industrie-Steckverbinder Heavy Duty Connectors

[te.com](http://te.com)

© 2011 Tyco Electronics Corporation, a TE Connectivity Ltd. Company. All Rights Reserved.

889745-2 CIS WR 08/2011

AMP, HTS, TE Connectivity and the TE connectivity (logo) are trademarks.

Other logos, product and Company names mentioned herein may be trademarks of their respective owners.

While TE has made every reasonable effort to ensure the accuracy of the information in this catalog, TE does not guarantee that it is error-free, nor does TE make any other representation, warranty or guarantee that the information is accurate, correct, reliable or current. TE reserves the right to make any adjustments to the information contained herein at any time without notice. TE expressly disclaims all implied warranties regarding the information contained herein, including, but not limited to, any implied warranties of merchantability or fitness for a particular purpose. The dimensions in this catalog are for reference purposes only and are subject to change without notice. Specifications are subject to change without notice. Consult TE for the latest dimensions and design specifications.



## X-ON Electronics

Largest Supplier of Electrical and Electronic Components

*Click to view similar products for [Heavy Duty Power Connectors](#) category:*

*Click to view products by [TE Connectivity](#) manufacturer:*

Other Similar products are found below :

[1424439](#) [1424438](#) [09330062652](#) [2-8675P1](#) [580129-2](#) [605601-1](#) [6340G1](#) [6341G1](#) [6360G1](#) [6373G1](#) [6374g2](#) [6396G1](#) [647757-1](#) [66394-4](#)  
[6643411-1](#) [6646058-2](#) [6646137-1](#) [6646138-1](#) [6646348-1](#) [6646479-1](#) [6646608-1](#) [6646786-1](#) [6646940-1](#) [6651091-1](#) [6651525-1](#) [6651529-1](#)  
[6651778-1](#) [6651788-1](#) [696465-1](#) [696475-1](#) [73000005059](#) [73000005349](#) [73000005642](#) [73080255059](#) [73080965046](#) [765-15-0080A](#)  
[765-16-0080B](#) [789.700-44](#) [789.700-54](#) [80-1010](#) [80-9](#) [827381-1](#) [829992-1](#) [902-77-02113](#) [PL00U-301-10D10](#) [PM103MOOLOO](#)  
[PM16S1620S32-50](#) [PM212MOOLOO](#) [PM309FOOLOO](#) [PM324FOOLCH](#)