

Miniature Power PCB Relay MSR

- 1 pole 8 / 10 A, 1CO or 1NO contact
- High inrush currents with AgSnO contacts (TV4 = 65 A)
- 4 kV/8 mm coil-contact
- Reinforced insulation (protection class II)
- Ambient temperature up to 85°C at 8 A
- Plastic materials according to IEC60335-1 (domestic appliances)
- RoHS compliant (Directive 2002 / 95 / EC) as per product date code 0404

Applications

HVAC, interface technology, power supplies, TV-/Monitor control, computer-/communication technology, domestic appliances, Hi-Fi products, timers



F0143-C

Approvals

VDE REG.-Nr. 3919, cULus E214024
 Technical data of approved types on request

Contact data

Contact configuration	1CO or 1NO	
Contact set	single contact	
Type of interruption	micro disconnection	
Rated current	versions A,B:	8 A
	versions C,D:	10 A
Rated voltage / max.switching voltage AC	240/400 VAC	
Maximum breaking capacity AC	2000 VA	
Limiting making capacity, max 20 ms	A302: 65 A	
max 4 s, duty factor 10%	15 A	15 A
Contact material	AgSnO ₂ , AgCdO	AgNiO, 15*
Mechanical endurance	10x10 ⁶ cycles	
Rated frequency of operation with / without load	6 / 1200 min ⁻¹	

*not recommended for AC loads with arcing (CC2 according EN61810-2)

Contact ratings

Type	Load	Cycles
V23061-A1***-A302	8 A, 250 VAC, resistive load, 85°C, 1 mm mounting distance, 6 cycles min ⁻¹ , 50% duty factor, EN61810-1	100x10 ³
V23061-C2***-A302	10 A, 250 VAC, resistive load, 85°C, 0 mm mounting distance, 6 cycles min ⁻¹ , 50% duty factor, EN61810-1	10x10 ³
V23061-C2***-A302	5 A, 250 VAC, resistive load, 105°C, 0 mm mounting distance, 6 cycles min ⁻¹ , 50% duty factor, EN61810-1	100x10 ³
V23061-A1***-A302	TV-4 Tungsten, 120 VAC, UL508	25x10 ³
V23061-*****-A30*	240 VAC, A300, Pilot duty, UL508	6x10 ³

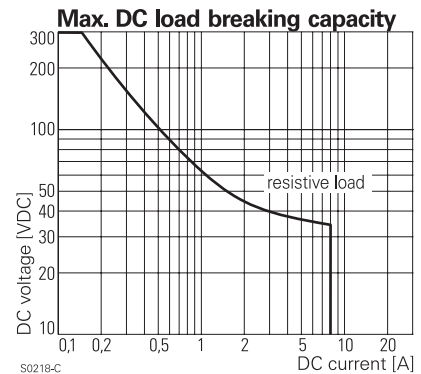
Coil data

Rated coil voltage range DC coil	3...60 VDC
Coil power DC coil	typ. 220 mW
Operative range	2
Coil insulation system according UL1446	Class A, Class F

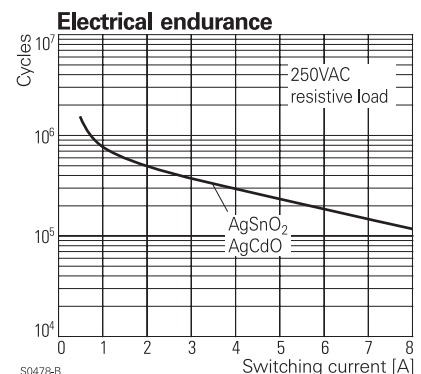
Coil versions, DC-coil

Coil code	Rated voltage VDC	Operate voltage VDC	Release voltage VDC	Coil resistance Ohm	Rated coil power mW
001	3	2.1	0.3	40±10%	225
002	5	3.4	0.5	118±10%	212
003	6	4.1	0.6	165±10%	218
004	9	6.1	0.9	364±10%	223
005	12	8.2	1.2	652±10%	221
007	24	16.3	2.4	2270±10%	254
009	48	32.6	4.8	8790±10%	262
010	60	40.8	6.0	15265±15%	236

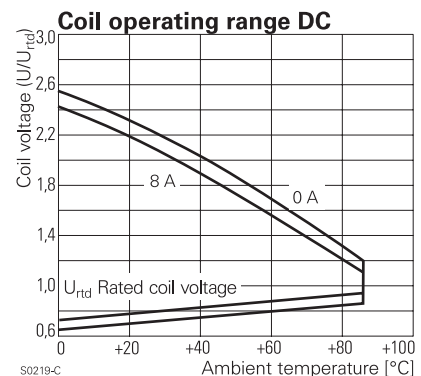
All figures are given for coil without preenergization, at ambient temperature +23°C
 Other coil voltages on request



S0218-C



S0478-B



S0219-C

Miniature Power PCB Relay MSR (Continued)

Insulation	CO contact	NO contact
Dielectric strength coil-contact circuit		4000 V _{rms}
open contact circuit		1000 V _{rms}
Clearance / creepage coil-contact circuit	≥ 8 / 8 mms	≥ 8 / 8 mm
Material group of insulation parts	IIIb	IIIb
Insulation to IEC 60664-1		
Type of insulation coil-contact circuit	reinforced	reinforced
open contact circuit	functional	functional
Rated insulation voltage	250 V	250 V
Pollution degree	3	2
Rated voltage system	230 V	400 V
Overvoltage category	III	III

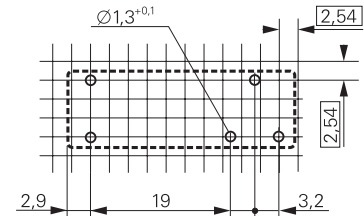
Other data

RoHS - Directive 2002/95/EC	compliant as per product date code 0404	
Flammability class according to UL94	V-0	
For WG version: GWFI to IEC 60335-1	> 850 °C	
GWIT to IEC 60335-1	> 775 °C	
Ambient temperature range	-40...+85°C	
Operate- / release time	6 / 2,5 ms	
Bounce time NO / NC contact	0,5 / 4 ms	
Vibration resistance (function) NO / NC contact	10 / 4 g	
Shock resistance (function) NO / NC contact	20 / 5 g	
Shock resistance (destruction)	100 g	
Category of protection	RTII-flux proof; RTIII- wash tight	
Mounting	pcb	
Mounting position	any	
Minimum mounting distance	0 mm	
Resistance to soldering heat flux-proof version	270°C / 10 s	
wash-tight version	260°C / 5s	
Relay weight	11 g	
Packaging unit	20 / 1000 pcs	

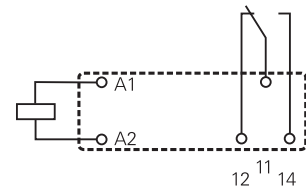
PCB layout / terminal assignment

Bottom view on solder pins

1 CO contact, 3,2 mm

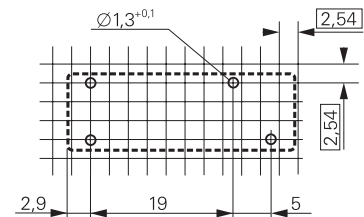


S0255-AA

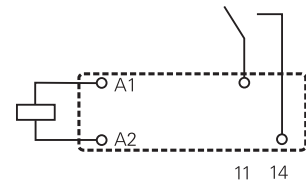


S0255-AB

1 NO contact, 5 mm



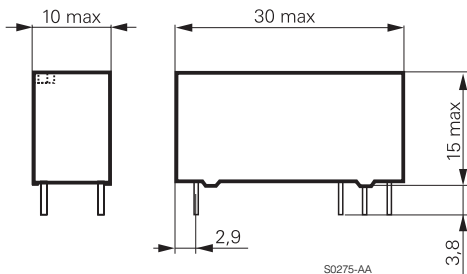
S0255-AH



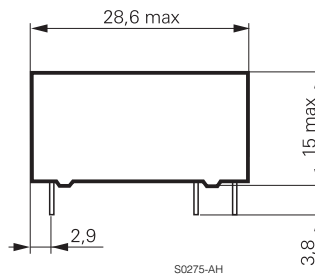
S0255-AI

Dimensions

1 CO contact, 3,2 mm



1 NO contact, 5 mm





- [Products](#) [Documentation](#) [Resources](#) [My Account](#) [Customer Support](#)

8-1393222-9 Product Details



8-1393222-9
(V23061B1004A601)
TE Part Number: 8-1393222-9

Active

[Add to Part List](#)

Industrial Relays (General Purpose)

[Converted to EU RoHS but not ELV Compliant \(Statement of Compliance\)](#)

Product Highlights:

- MSR Series
- Contact Arrangement = 1 Form C, SPDT, 1 C/O
- Contact Current Rating = 8 Amps.
- Monostable Coil Magnetic System
- Without Coil Suppression Diode

[View all Features](#) | [Find Similar Products](#)

Quick Links

- [Check Pricing & Availability](#)
- [Search for Tooling](#)
- [Product Feature Selector](#)
- [Contact Us About This Product](#)
- [Request Samples](#) **NEW!**

Documentation & Additional Information

Product Drawings:

- None Available

Catalog Pages/Data Sheets:

- [Miniature Power PCB Relay MSR](#) (PDF, English)

Product Specifications:

- None Available

Application Specifications:

- None Available

Instruction Sheets:

- None Available

CAD Files:

- None Available

Additional Information:

- [Product Line Information](#)

Related Products:

- [Tooling](#)

[List all Documents](#)

Product Features (Please use the Product Drawing for all design activity)

Product Type Features:

- [Termination Type](#) = Through Hole

Electrical Characteristics:

- [Contact Current Rating \(Amps.\)](#) = 8
- [Coil Resistance \(Ω\)](#) = 364
- [Coil Power, Nominal \(mW\)](#) = 220
- [Actuating System](#) = DC
- [Coil Power, Nominal \(W\)](#) = 0.22
- [Input Voltage \(VDC\)](#) = 9
- Dielectric Strength - Coil Contacts (V rms) = 4000
- Coil Rating = Sensitive

Body Related Features:

- [Series](#) = MSR
- Polarized = No
- Enclosure Color = White

Housing Related Features:

- Version = Pinning 3.2mm, Version for IEC 60335-1 (domestic appliances)
- Pick-Up (V) = 6.3
- Drop-Out (V) = 0.9

Configuration Related Features:

- [Contact Arrangement](#) = 1 Form C, SPDT, 1 C/O
- [Coil Magnetic System](#) = Monostable
- [Coil Suppression Diode](#) = Without
- [Coil Selection Criteria](#) = Nominal Voltage
- Coil Latching = Without
- [LED Indicator](#) = Without
- Number of Coils = 1

Industry Standards:

- [RoHS/ELV Compliance](#) = RoHS/Not ELV Compliant
- [Lead Free Solder Processes](#) = Wave solder capable to 240°C,

8-1393222-9 Product Details - Tyco Electronics

Contact Related Features:

- [Mounting Options](#) = PC Board, Socket
- [Enclosure](#) = Immersion Cleanable
- FCC Part 68 Isolation = No
- Relay Type = PCB
- [Contact Material](#) = Silver Cadmium Oxide, Gold Plated
- Contact Finish = Gold Plate
- Approx. Dimensions (L x W x H) (mm [in]) = 30.00 x 10.00 x 15.00 [1.182 x .394 x .591]
- Contact Type = Single
- Pin Configuration = Industry Standard 3.2mm
- Wiring Diagram = 1 Form C
- Approved Standards = VDE Component Mark, UL Recognized for Canada and US
- Number of Poles = 1

Wave solder capable to 260°C

- RoHS/ELV Compliance History = Converted to comply with RoHS not ELV directives
- Coil Insulation Classification = UL Class A

Packaging Related Features:

- Packaging Method = Plastic Bar

Other:

- Electrical Spacing = 8.0mm Clearance 8.0mm Creepage
- Brand = Schrack

[Provide Website Feedback](#) | [Need Help?](#)

[Home](#) | [Customer Support](#) | [Suppliers](#) | [Site Map](#) | [Privacy Policy](#) | [Browser Support](#)
© 2008 Tyco Electronics Corporation All Rights Reserved

1-1393223-2 Product Details - Tyco Electronics



- [Products](#) [Documentation](#) [Resources](#) [My Account](#) [Customer Support](#)

1-1393223-2 Product Details



1-1393223-2
(V23061B1006A401)
TE Part Number: 1-1393223-2

Active

[Add to Part List](#)

Industrial Relays (General Purpose)

[Converted to EU RoHS but not ELV Compliant \(Statement of Compliance\)](#)

Product Highlights:

- MSR Series
- Contact Arrangement = 1 Form C, SPDT, 1 C/O
- Contact Current Rating = 8 Amps.
- Monostable Coil Magnetic System
- Without Coil Suppression Diode

[View all Features](#) | [Find Similar Products](#)

Quick Links

- [Check Pricing & Availability](#)
- [Search for Tooling](#)
- [Product Feature Selector](#)
- [Contact Us About This Product](#)
- [Request Samples](#) **NEW!**

Documentation & Additional Information

Product Drawings:

- None Available

Catalog Pages/Data Sheets:

- [Miniature Power PCB Relay MSR](#) (PDF, English)

Product Specifications:

- None Available

Application Specifications:

- None Available

Instruction Sheets:

- None Available

CAD Files:

- None Available

Additional Information:

- [Product Line Information](#)

Related Products:

- [Tooling](#)

[List all Documents](#)

Product Features (Please use the Product Drawing for all design activity)

Product Type Features:

- [Termination Type](#) = Through Hole

Electrical Characteristics:

- [Contact Current Rating \(Amps.\)](#) = 8
- [Coil Resistance \(Ω\)](#) = 1455
- [Coil Power, Nominal \(mW\)](#) = 223
- [Actuating System](#) = DC
- [Coil Power, Nominal \(W\)](#) = 0.223
- [Input Voltage \(VDC\)](#) = 18
- Dielectric Strength - Coil Contacts (V rms) = 4000
- Coil Rating = Sensitive

Body Related Features:

- [Series](#) = MSR
- Polarized = No
- Enclosure Color = White

Housing Related Features:

- Version = Pinning 3.2mm, Version for IEC 60335-1 (domestic appliances)
- Pick-Up (V) = 12.2
- Drop-Out (V) = 1.8

Configuration Related Features:

- [Contact Arrangement](#) = 1 Form C, SPDT, 1 C/O
- [Coil Magnetic System](#) = Monostable
- [Coil Suppression Diode](#) = Without
- [Coil Selection Criteria](#) = Nominal Voltage
- Coil Latching = Without
- [LED Indicator](#) = Without
- Number of Coils = 1

Industry Standards:

- [RoHS/ELV Compliance](#) = RoHS/Not ELV Compliant
- [Lead Free Solder Processes](#) = Wave solder capable to 240°C,

1-1393223-2 Product Details - Tyco Electronics

Contact Related Features:

- [Mounting Options](#) = PC Board, Socket
- [Enclosure](#) = Immersion Cleanable
- FCC Part 68 Isolation = No
- Relay Type = PCB
- [Contact Material](#) = Silver Cadmium Oxide
- Approx. Dimensions (L x W x H) (mm [in]) = 30.00 x 10.00 x 15.00 [1.182 x .394 x .591]
- Contact Type = Single
- Pin Configuration = Industry Standard 3.2mm
- Wiring Diagram = 1 Form C
- Approved Standards = VDE Component Mark, UL Recognized for Canada and US
- Number of Poles = 1

Wave solder capable to 260°C

- RoHS/ELV Compliance History = Converted to comply with RoHS not ELV directives
- Coil Insulation Classification = UL Class A

Packaging Related Features:

- Packaging Method = Plastic Bar

Other:

- Electrical Spacing = 8.0mm Clearance 8.0mm Creepage
- Brand = Schrack

[Provide Website Feedback](#) | [Need Help?](#)

[Home](#) | [Customer Support](#) | [Suppliers](#) | [Site Map](#) | [Privacy Policy](#) | [Browser Support](#)
© 2008 Tyco Electronics Corporation All Rights Reserved

X-ON Electronics

Largest Supplier of Electrical and Electronic Components

Click to view similar products for [General Purpose Relays](#) category:

Click to view products by [TE Connectivity](#) manufacturer:

Other Similar products are found below :

[PCN-105D3MH,000](#) [59641F200](#) [LY1SAC110120](#) [5X827E](#) [5X837F](#) [5X840F](#) [5X842F](#) [5X848E](#) [LY2N-AC120](#) [LY2S-AC220/240](#) [LY2-US-AC120](#) [LY3-US-AC120](#) [LY4F-UA-DC12](#) [LY4F-UA-DC24](#) [LY4F-US-AC120](#) [LY4F-US-AC240](#) [LY4F-US-DC24](#) [LY4F-VD-AC110](#) [LYQ20DC12](#) [M115C60](#) [M115N010](#) [M115N0150](#) [6031007G](#) [603-12D](#) [61211T0B4](#) [61212T400](#) [61222Q400](#) [61243B600](#) [61243C500](#) [61243Q400](#) [61311BOA2](#) [61311BOA6](#) [61311BOA8](#) [61311C0A2](#) [61311COA1](#) [61311COA6](#) [61311F0A2](#) [61311QOA1](#) [61311QOA4](#) [61311T0D6](#) [61311TOA6](#) [61311TOA7](#) [61311TOB3](#) [61311TOB4](#) [61311U0A6](#) [61312Q600](#) [61312T400](#) [61312T600](#) [61313U200](#) [61313U400](#)