

1-1393817-2 ✓ ACTIVE

Axicom | Axicom Cradle Relay P/W

TE Internal #: 1-1393817-2

Axicom Cradle Relay P/W, Signal Relays, 250VDC Contact Voltage Rating, 250VAC Contact Voltage Rating, 1400mW Signal Relay Coil Power Rating (DC)

[View on TE.com >](#)



Relays, Contactors & Switches > Relays > Signal Relays > CRADLE P/W RELAY V23003



Contact Voltage Rating: **250 VAC**

Signal Relay Coil Power Rating (DC): **1400 mW**

Signal Relay Mounting Type: **Printed Circuit Board**

Signal Relay Terminal Type: **Plug-In, Solder**

[All CRADLE P/W RELAY V23003 \(21\)](#)

Features

Product Type Features

Relay Type	Cradle P Relay V23003
Relay Style	Cradle P Relay
Product Type	Relay

Electrical Characteristics

Coil Power Rating Class	1 – 1.5 W
Actuating System	AC/DC
Input Voltage	250 VDC
Insulation Initial Dielectric Between Open Contacts	1000 Vrms
Contact Limiting Short-Time Current	5 A
Insulation Initial Dielectric Between Adjacent Contacts	1000 Vrms
Power Consumption	1500 mW
Contact Limiting Making Current	5 A
Coil Resistance	400 Ω
Contact Limiting Continuous Current	5 A
Coil Type	Bistable
Contact Limiting Breaking Current	5 A
Contact Voltage Rating	250 VAC
Signal Relay Coil Power Rating (DC)	1400 mW



Signal Relay Coil Voltage Rating	24 VDC
Signal Relay Contact Switching Voltage (Max)	250 VAC
Signal Relay Coil Magnetic System	Bistable, 2 Coils, Polarized

Body Features

Weight	25 g[1.058 oz]
--------	----------------

Contact Features

Contact Plating Material	Gold
Contact Current Class	2 – 5 A
Signal Relay Terminal Type	Plug-In, Solder
Signal Relay Contact Current Rating	5 A
Contact Material	Ag, Gold Flashed
Contact Number of Poles	2

Termination Features

Termination Type	Solder Terminals
------------------	------------------

Mechanical Attachment

Signal Relay Mounting Type	Printed Circuit Board
----------------------------	-----------------------

Dimensions

Width Class (Mechanical)	12 – 16 mm
Width	13 mm[.512 in]
Height	30 mm[1.181 in]
Length Class (Mechanical)	20 – 25 mm
Length	24 mm[.945 in]
Height Class (Mechanical)	25 – 30 mm
Dimensions (L x W x H) (Approximate)	19 x 24 x 30 mm[.748 x .945 x 1.181 in]

Usage Conditions

Environmental Ambient Temperature (Max)	70 °C[158 °F]
Environmental Ambient Temperature Class	50 – 70°C
Operating Temperature Range	-40 – 70 °C

Operation/Application

Performance Type	Standard
------------------	----------

Packaging Features

Packaging Method	Box & Carton
------------------	--------------



Product Compliance

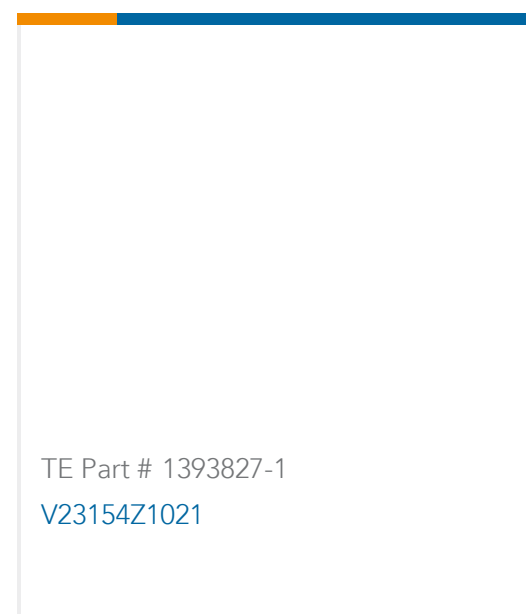
[For compliance documentation, visit the product page on TE.com>](#)

EU RoHS Directive 2011/65/EU	Compliant
EU ELV Directive 2000/53/EC	Compliant
China RoHS 2 Directive MIIT Order No 32, 2016	No Restricted Materials Above Threshold
EU REACH Regulation (EC) No. 1907/2006	Current ECHA Candidate List: JUL 2021 (219) Candidate List Declared Against: JAN 2021 (211) SVHC > Threshold: Not Yet Reviewed
Halogen Content	Low Halogen - Br, Cl, F, I < 900 ppm per homogenous material. Also BFR/CFR/PVC Free
Solder Process Capability	Wave solder capable to 265°C


Product Compliance Disclaimer

This information is provided based on reasonable inquiry of our suppliers and represents our current actual knowledge based on the information they provided. This information is subject to change. The part numbers that TE has identified as EU RoHS compliant have a maximum concentration of 0.1% by weight in homogenous materials for lead, hexavalent chromium, mercury, PBB, PBDE, DBP, BBP, DEHP, DIBP, and 0.01% for cadmium, or qualify for an exemption to these limits as defined in the Annexes of Directive 2011/65/EU (RoHS2). Finished electrical and electronic equipment products will be CE marked as required by Directive 2011/65/EU. Components may not be CE marked. Additionally, the part numbers that TE has identified as EU ELV compliant have a maximum concentration of 0.1% by weight in homogenous materials for lead, hexavalent chromium, and mercury, and 0.01% for cadmium, or qualify for an exemption to these limits as defined in the Annexes of Directive 2000/53/EC (ELV). Regarding the REACH Regulation, the information TE provides on SVHC in articles for this part number is based on the latest European Chemicals Agency (ECHA) 'Guidance on requirements for substances in articles' posted at this URL: <https://echa.europa.eu/guidance-documents/guidance-on-reach>

Compatible Parts





Also in the Series | [Axicom Cradle Relay P/W](#)



Signal Relays(23)

Customers Also Bought

TE Part #3-1630186-3
HSA50 15K 3%TE Part #5-1630186-5
HSA50 150R 1%TE Part #1-1393240-1
RT315012TE Part #5-1879028-1
RN 0805 158K 0.1% 10PPM 1K RLTE Part #1624214-2
23SE 100KB 6.35X50FL B7 DPST (4A)TE Part #9-2176092-8
RP 2A 0.25W 8K66 0.1% 25PPM 1K RLTE Part #1-2176084-5
EP 7W (S) 2K2 5%TE Part #8-1879662-9
H8 82R5 0.1% 15PPM

Documents

CAD Files

3D PDF

3D

Customer View Model

[ENG_CVM_CVM_1-1393817-2_A.2d_dxf.zip](#)

English

Customer View Model

[ENG_CVM_CVM_1-1393817-2_A.3d_igs.zip](#)

English

Customer View Model

[ENG_CVM_CVM_1-1393817-2_A.3d_stp.zip](#)

English

By downloading the CAD file I accept and agree to the [Terms and Conditions](#) of use.

Datasheets & Catalog Pages

[Industrial Relays Quick Reference Guide](#)

English



Industrial Relays Quick Reference Guide

Japanese

Industrial Relays Quick Reference Guide

Product Specifications

Definitions, Handling, Processing, Testing and Use of Relays

English

Product Specification

English

X-ON Electronics

Largest Supplier of Electrical and Electronic Components

Click to view similar products for [Low Signal Relays - PCB category](#):

Click to view products by [TE Connectivity manufacturer](#):

Other Similar products are found below :

[LZN4-US-DC12](#) [LZNQ4-US-DC24](#) [LZNQ4-US-DC48](#) [6-1617347-5](#) [6-1617353-3](#) [6-1617529-6](#) [M39016/20-054M](#) [67RPCX-3](#) [D3493L](#) [7-1393813-3](#) [741B8](#) [MF-11AM-24](#) [MF1201N12](#) [MF-17A-24](#) [FBR244D024/02CS](#) [80.010.4522.1](#) [FL-4036](#) [FLH-11D-6](#) [831A7](#) [MMS124](#) [FTR-B4GA006Z](#) [FW1210S02](#) [FW1521S01](#) [9-1393813-6](#) [9-1617582-5](#) [G6AK-2-H-DC5](#) [G6E-184P-ST-US-DC48](#) [G6G234CDC24](#) [A07A939BZ1-0388](#) [PZ-2A2420](#) [HB1-DC6V](#) [HB1-DC9V](#) [R10-14A10-240](#) [R10-14D10-12](#) [R10-5A10-120F](#) [R10-E1L8-S200](#) [R10-E2468-1](#) [R10-E4Z2-V700](#) [R10-T1L2N-115V](#) [R40-E1Z4-V50](#) [R40-E3Z4-V200](#) [R50-E2Y2-24](#) [HFW11130K01](#) [HFW1201W200](#) [RA30511121](#) [RA-5W-K](#) [RB06H2C12](#) [REL-MR- 60DC/21AU](#) [RG2ET-L-12V](#) [RG2ET-L2-9V](#)