

Power Relay RM 2/3/7

- 2/3 pole 10/16A, 2 form C (CO) or 3 form C (CO) contacts
- Switching capacity up to 6000VA
- DC or AC coil
- Mechanical indicator
- Push-to-test button
- Plug-in version, PCB terminals, chassis- or DIN-rail mount

Typical applications
Elevator control, power supplies



F0163-B

Approvals

VDE Cert. No. 40003144, UL E214025
Technical data of approved types on request

| Contact Data | RM2 | RM3 | RM7 |
|---|------------------|-------------------------|------------------|
| Contact arrangement | 2 form C 2 CO | 3 form C 3 CO | 3 form C 3 CO |
| Rated voltage | | 400VAC | |
| Max. switching voltage | | 440VAC | |
| Rated current | 16A | 10A | 16A |
| Limiting making current, max. 20ms | 40A | 40A | 40A |
| Switching power | 6000VA | 3800VA | 6000VA |
| Contact material | | AgNi90/10 | |
| Min. recommended contact load | | 24VDC/100mA | |
| Frequency of operation, with/without load | | 960/6000h ⁻¹ | |
| Operate/release time typ., DC coil | 15/10ms | | |
| Bounce time max., DC coil, form A/form B | | 4/10ms | |

Contact ratings

| Type | Contact | Load | Cycles |
|----------------------|---------------|--|---------------------|
| IEC 61810 | | | |
| RM22 | C (CO) | 16A, 400VAC, cosφ=1, DC-coil, 70°C | 100x10 ³ |
| RM22 | C (CO) | 16A, 400VAC, cosφ=1, AC-coil, 60°C | 50x10 ³ |
| RM3 | C (CO) | 10A, 400VAC, cosφ=1, 55°C | 100x10 ³ |
| RM72 | C (CO) | 16A, 400VAC, cosφ=1, 50°C | 50x10 ³ |
| UL 508 | | | |
| RM2 | A (NO) | 16A, 277VAC, general purpose, 70°C | 30x10 ³ |
| RM2 | A (NO) | 16A, 240VAC, 1HP, 70°C | 6.050 |
| RM2 | A (NO) | 16A, 415VAC, resistive, 70°C | 100x10 ³ |
| RM3 | C (CO) | 10A, 415VAC, resistive, DC-coil, 70°C | 100x10 ³ |
| RM3 | C (CO) | 10A, 415VAC, resistive, AC-coil, 55°C | 100x10 ³ |
| RM3 | A (NO)/B (NC) | 10A, 277VAC, gen. purp., DC-coil, 70°C | 30x10 ³ |
| RM3 | A (NO)/B (NC) | 10A, 277VAC, gen. purp., AC-coil, 55°C | 30x10 ³ |
| RM7 | A (NO) | 16A, 415VAC, resistive, 50°C | 100x10 ³ |
| RM7 | A (NO)/B (NC) | 16A, 277VAC, general purpose, 50°C | 30x10 ³ |
| RM72 | A (NO) | 250VAC/1.5HP (3ph.) DC-coil, 70°C | 10x10 ³ |
| RM72 | A (NO) | 28VDC/16A general purpose, 40°C | 6x10 ³ |
| IEC 60947-5-1 | | | |
| RM72 | A (NO) | 16A, AC-15 400VAC/5A, same pol., 25°C | 6.050 |

| Contact Data (continued) | RM2 | RM3 | RM7 |
|--------------------------|-----|-------------------------------|-----|
| Mechanical endurance | | | |
| DC coil | | 20x10 ⁶ operations | |
| AC coil | | 10x10 ⁶ operations | |

Coil Data

| | |
|-------------------------------------|-----------------------------|
| Coil voltage range | 6 to 220VDC 12 to 400VAC |
| Operative range, IEC 61810 | 2 |
| Coil insulation system according UL | class 130 (B) |

Coil versions, DC coil

| STD | LED bipolar | Coil code | Rated voltage VDC | Coil resistance Ω±10% ¹⁾²⁾ | Rated power W |
|---|-------------|-----------------------|-------------------|---------------------------------------|---------------|
| | | PD ³⁾ | | | |
| | | LED+ PD ³⁾ | | | |
| Coil versions, DC coil, RM2, RM3 | | | | | |
| 006 | L06 | 0A6 | 6 | 32 | 1.1 |
| 012 | L12 | 0B2 | 12 | 110 | 1.3 |
| 024 | L24 | 0C4 | 24 | 475 | 1.2 |
| 048 | L48 | 0E8 | 48 | 2000 | 1.2 |
| 060 | L60 | 0G0 | 60 | 2850 | 1.3 |
| 110 | M10 | 1B0 | 110 | 10000 ¹⁾ | 1.2 |
| 221 | N21 | 2C1 | 220 | 40000 ²⁾ | 1.2 |

Coil versions, DC coil, RM7

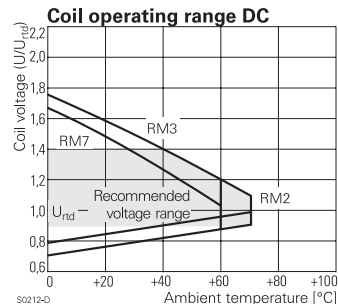
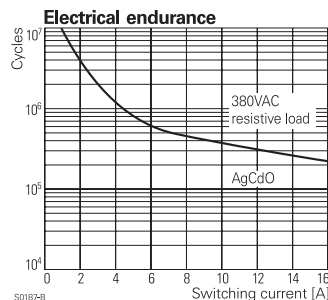
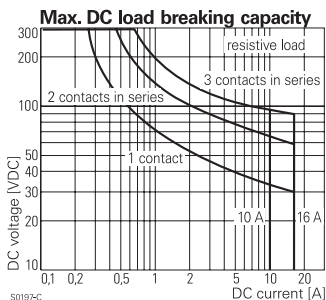
| | | | | | |
|-----|-----|-----|-----|---------------------|-----|
| 006 | L06 | 0A6 | 6 | 24 | 1.5 |
| 012 | L12 | 0B2 | 12 | 86 | 1.7 |
| 024 | L24 | 0C4 | 24 | 345 | 1.7 |
| 030 | - | 0D0 | 30 | 490 | 1.8 |
| 048 | L48 | 0E8 | 48 | 1340 | 1.7 |
| 060 | L60 | 0G0 | 60 | 2200 | 1.6 |
| 110 | M10 | 1B0 | 110 | 7300 | 1.7 |
| 221 | N21 | 2C1 | 220 | 30000 ²⁾ | 1.6 |

Operate voltage, DC coil: 75% of rated coil voltage
Release voltage, DC coil: 10% of rated coil voltage

1) Coil resistance ±12%, 2) Coil resistance ±15%

3) Protection diode PD; standard polarity: +A1 / -A2

All figures are given for coil without pre-energization, at ambient temperature +23°C



Power Relay RM 2/3/7 (Continued)

Coil Data (continued)

Coil versions, AC coil

| Coil code | Rated voltage | Operate voltage | Release voltage | Coil resistance | Rated coil power |
|-----------|---------------|-----------------|-----------------|--------------------------|------------------|
| STD | LED | 50/60Hz | 50/60Hz | $\Omega \pm 10\%^{1/2)}$ | 50/60Hz VA |
| | VAC | VAC | VAC | | |

Coil versions, AC-coil, RM2, RM3

| | | | | | | |
|-----|-----|-----|-------------|-------|---------------------|-----------|
| 512 | R12 | 12 | 9.6/10.2 | 3.6 | 24 | 2.19/1.86 |
| 524 | R24 | 24 | 19.2/20.4 | 7.2 | 86 | 2.26/1.95 |
| 548 | R48 | 48 | 38.4/40.8 | 14.4 | 345 | 2.28/1.97 |
| 560 | R60 | 60 | 48.0/51.0 | 18.0 | 544 | 2.27/1.96 |
| 615 | S15 | 115 | 92.0/97.8 | 34.5 | 2000 | 2.37/2.00 |
| 730 | T30 | 230 | 184.0/195.5 | 69.0 | 8300 ¹⁾ | 2.32/1.96 |
| 900 | V00 | 400 | 320.0/340.0 | 120.0 | 27500 ²⁾ | 2.31/1.96 |

Coil versions, AC-coil, RM7

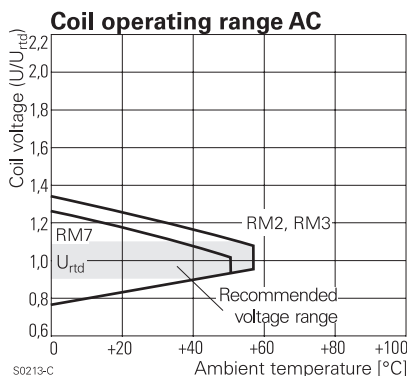
| | | | | | | |
|-----|-----|-----|-------------|-------|---------------------|-----------|
| 512 | R12 | 12 | 9.6/10.2 | 3.6 | 19.5 | 2.71/2.27 |
| 524 | R24 | 24 | 19.2/20.4 | 7.2 | 80 | 2.62/2.00 |
| 548 | R48 | 48 | 38.4/40.8 | 14.4 | 320 | 2.60/2.17 |
| 560 | R60 | 60 | 48.0/51.0 | 18.0 | 500 | 2.62/2.20 |
| 615 | S15 | 115 | 92.0/97.8 | 34.5 | 1850 | 2.65/2.22 |
| 730 | T30 | 230 | 184.0/195.5 | 69.0 | 7500 | 2.69/2.26 |
| 900 | V00 | 400 | 320.0/340.0 | 120.0 | 23500 ²⁾ | 2.61/2.20 |

¹⁾ Coil resistance $\pm 12\%$, ²⁾ Coil resistance $\pm 15\%$

All figures are given for coil without pre-energization, at ambient temperature +23°C

Insulation Data

RM2 RM3 RM7



Initial dielectric strength

| | | | |
|---------------------------|----------|----------|----------|
| between open contacts | 1500Vrms | 1500Vrms | 1500Vrms |
| between contact and coil | 2500Vrms | 2500Vrms | 2500Vrms |
| between adjacent contacts | 2500Vrms | 2500Vrms | 2500Vrms |

Initial surge withstand voltage

| | | | |
|--------------------------|-------|-------|-------|
| between contact and coil | 5000V | 4000V | 4000V |
|--------------------------|-------|-------|-------|

Clearance/creepage

| | |
|---------------------------|--------------------------|
| between contact and coil | $\geq 4.0/14.9\text{mm}$ |
| between adjacent contacts | $\geq 6.1/7.3\text{mm}$ |

Material group of insulation parts

IIIa

Other Data

RM2 RM3 RM7

Material compliance: EU RoHS/ELV, China RoHS, REACH, Halogen content refer to the Product Compliance Support Center at www.te.com/customer-support/rohssupportcenter

| | | | |
|---|-------------|---------------------------------|-------------|
| Ambient temperature for mounting/handling in operation | | -20 to 40°C | |
| DC coil | -40 to 70°C | -40 to 70°C | -40 to 60°C |
| AC coil | -40 to 60°C | -40 to 55°C | -40 to 50°C |
| Cold storage, IEC 60068-2-1 | | 16h/-40°C | |
| Dry heat, IEC 60068-2-2 | | 16h/+85°C | |
| Damp heat cyclic, IEC 60068-2-30, Db, Variant 112/12h +25/+55°C | | | |
| Category of environmental protection IEC 61810 | | RTI - dust protected | |
| Vibration resistance (functional) form A (NO)/form B (NC) | 5/2g | 5/2g | 12/4g |
| Terminal type | | PCB-THT, plug-in, quick-connect | |
| Cover retention, pull/push force | | 100/100N | |
| Weight | | 81g | |
| Resistance to soldering heat THT IEC 60068-2-20 | | 270°C/10s | |
| Packaging unit | | 10/25 pcs. | |

Accessories

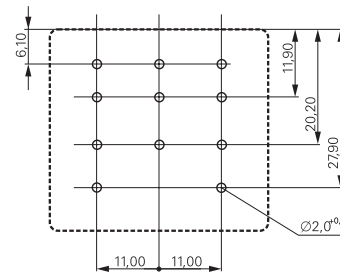
For details see datasheet

[Accessories Power Relay RM](#)

Note: indicated contact ratings and electrical endurance data for direct wiring of relays (according IEC 61810-1); for relays mounted on sockets deratings may apply.

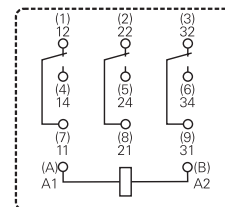
PCB layout / terminal assignment

Bottom view on pins



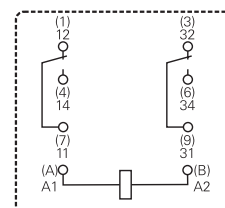
S0269-AA

3 form C (CO) contacts



S0269-AB

2 form C (CO) contacts

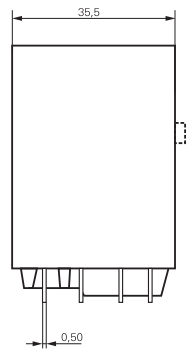
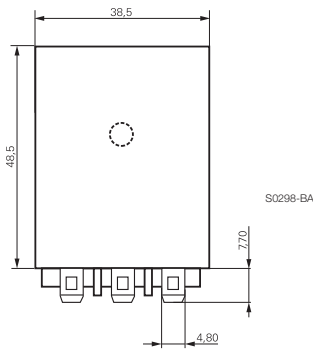


S0269-AD

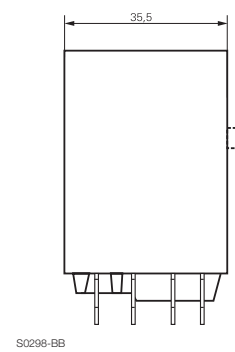
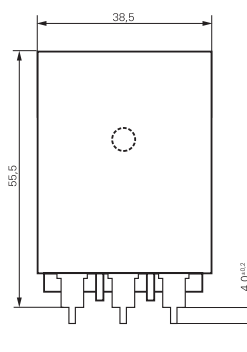
Power Relay RM 2/3/7 (Continued)

Dimensions

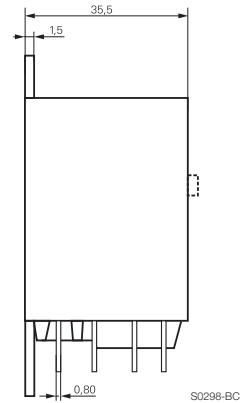
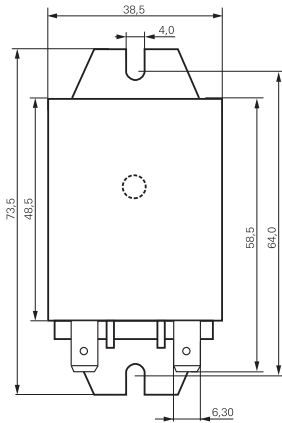
Plain cover, plug-in version



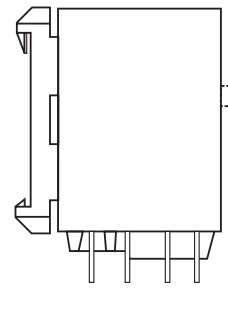
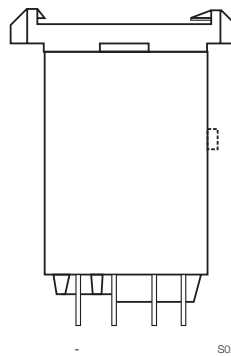
PCB version



Cover with mounting brackets, 6.3mm quick connect (4.8mm available)



Cover with DIN-snap-on attachment (6.3mm quick connect only)
horizontal vertical



Product code structure

Typical product code **RM 7 2 2 730**

| | | | | | |
|---|--|----------|----------|----------|------------|
| Type RM Power Relay RM 2/3/7 | | 7 | 2 | 2 | 730 |
| Contact arrangement | | | | | |
| 2 | 2 form C contacts (2 CO contacts), 16A | 7 | 2 | 2 | 730 |
| 3 | 3 form C contacts (3 CO contacts), 10A | | | | |
| Version | | 3 | 7 | 2 | 730 |
| 0 | Discontinued: AgCdO, without test button ¹⁾ | | | | |
| 2 | AgNi 90/10, without test button | 7 | 7 | 2 | 730 |
| 7 | AgNi 90/10, with test button | | | | |
| Enclosure | | 7 | 2 | 2 | 730 |
| 2 | Plain cover, 4.8mm quick connect terminals | | | | |
| 3 | Cover with mounting brackets, 4.8mm quick connect terminals | | | | |
| 5 | Cover with mounting brackets, 6.3mm quick connect terminals | | | | |
| 7 | PCB version | | | | |
| 8 | Cover with DIN-snap-on attachment, horizontal, 6.3mm quick connect terminals | | | | |
| 9 | Cover with DIN-snap-on attachment, vertical, 6.3mm quick connect terminals | | | | |
| Coil Coil code: please refer to coil versions table | | | | | |

¹⁾ AgCdO contacts are discontinued and replaced with AgNi contacts (see PCN E-18-003016)

Power Relay RM 2/3/7 (Continued)

| Product code | Contacts | Cont. material | Version | Enclosure | Coil | Coil | Part number |
|--------------|---------------|----------------|---------------------|-------------------|--------------|--------|-------------|
| RM222012 | 2 form C | AgNi | Without | Plain cover | DC-coil | 12VDC | 1-1415546-7 |
| RM222024 | 2 CO contacts | AgNi | test button | 4.8 mm terminal | DC-coil | 24VDC | 1-1415546-8 |
| RM225012 | 16A | AgNi | | Mounting brackets | DC-coil | 12VDC | 1415542-7 |
| RM225024 | | AgNi | | quick c. 6.3 mm | DC-coil | 24VDC | 1415542-8 |
| RM225524 | | AgNi | | | AC-coil | 24VAC | 1-1415546-9 |
| RM225615 | | AgNi | | | AC-coil | 115VAC | 2-1415546-0 |
| RM225730 | | AgNi | | | AC-coil | 230VAC | 1415542-9 |
| RM227024 | | AgNi | | PCB version | DC-coil | 24VDC | 2-1415546-1 |
| RM227730 | | AgNi | | | AC-coil | 230VAC | 2-1415546-2 |
| RM322024 | 3 form C | AgNi | | Plain cover | DC-coil | 24VDC | 2-1415546-3 |
| RM327024 | 3 CO contacts | AgNi | | 4.8 mm terminal | DC-coil | 24VDC | 5-1415538-3 |
| | 10A | AgNi | | | | | |
| RM722012 | 3 form C | AgNi | | Plain cover | DC-coil | 12VDC | 3-1415546-1 |
| RM722024 | 3 CO contacts | AgNi | | 4.8 mm terminal | DC-coil | 24VDC | 3-1415546-2 |
| RM7220C4 | 16A | AgNi | | | DC-coil (PD) | 24VDC | 4-1415547-1 |
| RM723024 | | AgNi | | Mounting brackets | DC-coil | 24VDC | 3-1415546-3 |
| | | | | quick c. 4.8 mm | | | |
| RM725024 | | AgNi | | Mounting brackets | DC-coil | 24VDC | 3-1415546-4 |
| RM725615 | | AgNi | | quick c. 6.3 mm | AC-coil | 115VAC | 3-1415546-5 |
| RM725730 | | AgNi | | | AC-coil | 230VAC | 3-1415546-6 |
| RM727024 | | AgNi | | PCB version | DC-coil | 24VDC | 3-1415546-7 |
| RM727730 | | AgNi | | | AC-coil | 230VAC | 3-1415546-8 |
| RM772012 | | AgNi | With test button | Plain cover | DC-coil | 12VDC | 3-1415546-9 |
| RM772024 | | AgNi | | 4.8 mm terminal | DC-coil | 24VDC | 5-1415544-7 |
| RM772060 | | AgNi | | | DC-coil | 60VDC | 2-1415545-1 |
| RM772524 | | AgNi | | | AC-coil | 24VAC | 1-1415547-8 |
| RM772730 | | AgNi | | | AC-coil | 230VAC | 4-1415546-0 |
| RM772900 | | AgNi | | | AC-coil | 400VAC | 4-1415546-1 |
| RM775730 | | AgNi | | Mounting brackets | AC-coil | 230VAC | 1-1415547-9 |
| | | | | quick c. 6.3 mm | | | |
| RM778024 | | AgNi | | DIN-snap-on | DC-coil | 24VDC | 4-1415546-2 |
| RM778730 | | AgNi | | horizontal | AC-coil | 230VAC | 2-1415547-0 |
| RM779730 | | AgNi | | DIN-snap-on | AC-coil | 230VAC | 4-1415546-3 |
| | | | | vertical | | | |

X-ON Electronics

Largest Supplier of Electrical and Electronic Components

Click to view similar products for [General Purpose Relays](#) category:

Click to view products by [TE Connectivity](#) manufacturer:

Other Similar products are found below :

[JVN1AF-4.5V-F](#) [PCN-105D3MHZ](#) [5JO-10000S-SIL](#) [5JO-1000CD-SIL](#) [5JO-400CD-SIL](#) [LY2S-AC220/240](#) [LYQ20DC12](#) [6031007G](#)
[6131406HQ](#) [6-1393099-8](#) [6-1393122-4](#) [6-1393123-2](#) [6-1393767-1](#) [6-1393843-7](#) [6-1415012-1](#) [6-1419102-2](#) [6-1423698-4](#) [6-1608051-6](#) [6-1608067-0](#) [6-1616170-6](#) [6-1616248-2](#) [6-1616282-3](#) [6-1616348-2](#) [6-1616349-9](#) [6-1616350-1](#) [6-1616350-8](#) [6-1616358-7](#) [6-1616359-9](#) [6-1616360-9](#) [6-1616931-6](#) [6-1617039-1](#) [6-1617052-1](#) [6-1617090-2](#) [6-1617090-5](#) [6-1617347-5](#) [6-1617353-3](#) [6-1617801-8](#) [6-1618107-9](#) [6-1618248-4](#) [CX-4014](#) [MAHC-5494](#) [MAVCD-5419-6](#) [703XCX-120A](#) [7-1393100-5](#) [7-1393111-7](#) [7-1393767-8](#) [7-1414968-8](#) [7-1419130-3](#) [7-1608047-2](#) [7-1608065-1](#)