

Power PCB Relay RP II/2

- 2 pole 8, 2 C/O or 2 N/O contacts
- 4 kV / 8 mm coil-contact
- Twin contacts available
- PCB-sockets
- RoHS compliant (Directive 2002 / 95 / EC) as per product date code 0404

Applications

Domestic appliances, UPS's



F0150-B

Approvals



Technical data of approved types on request

Contact data

Configuration	2 C/O contact or 2 N/O contact
Type of contact	single contact
Rated current	8 A (UL: 10 A)
Rated voltage / max. breaking voltage AC	250 Vac / 440 Vac
Maximum breaking capacity AC	2000 VA
Make current (max. 4 s at duty cycle 10%)	14 A
Contact material	AgNi 0.15, AgCdO

Contact ratings

Type	Load	Operations	Standard
RP440	64 A ON, 2 A OFF, 250 Vac	1x10 ⁴	VDE 0860
RP421	2 A, 50 Vdc, resistive	approx. 2x10 ⁶	
RP421	1/10hp, 240 Vac, per contact		UL 508
RP421	3 A, 380 Vac, AC11	approx. 3x10 ⁴	VDE 0660
RP421	0.18 A, 110 Vdc, DC11	approx. 1x10 ⁵	VDE 0660
RP420	0.6 A, 220 Vac, cosφ=0.8, single phase motor	approx. 1.3x10 ⁶	

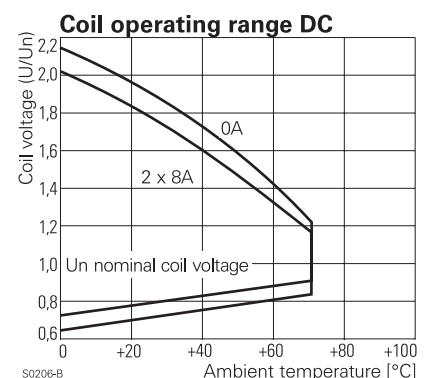
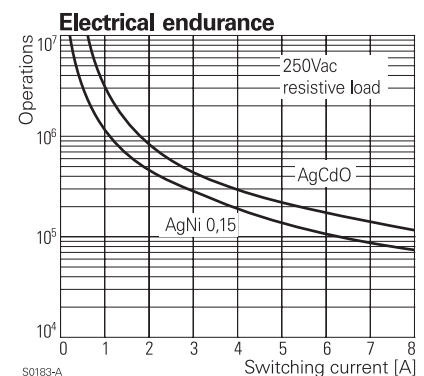
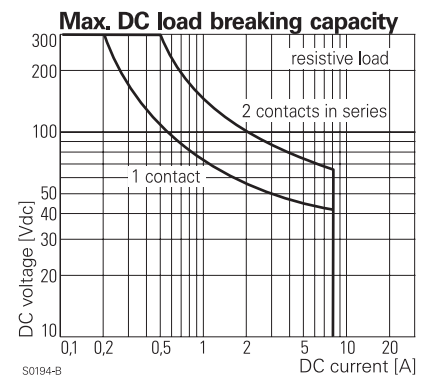
Coil data

Nominal voltage	5...110 Vdc
Nominal coil power	500 mW
Operate category	2 / b

Coil versions, DC-coil

Coil code	Nominal voltage Vdc	Pull-in voltage Vdc	Release voltage Vdc	Maximum voltage Vdc	Coil resistance Ω	Coil current mA
005	5	3.5	0.5	9.0	54±10%	92.6
006	6	4.2	0.6	10.8	68±10%	88.2
012	12	8.4	1.2	21.6	270±10%	44.4
024	24	16.8	2.4	43.2	1100±15%	21.8
048	48	33.6	4.8	86.4	4400±15%	10.9
060	60	42.0	6.0	108.0	6540±15%	9.2
110	110	77.0	11.0	198.0	23100±15%	4.8

All figures are given for coil without preenergization, at ambient temperature +20°C
Other coil voltages on request



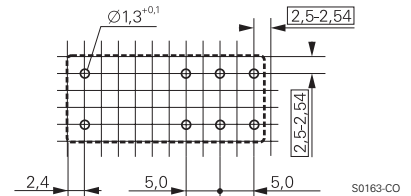
Power PCB Relay RP II/2 (Continued)

Insulation	
Insulation to IEC 60664	
Voltage rating	250 V
Pollution degree	3
Overvoltage category	III
Insulation to VDE 0110b (2/79)	
Insulation category / reference voltage	C / 250

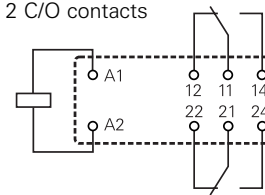
Other data	
RoHS - Directive 2002 / 95 / EC	compliant as per product date code 0404
Ambient temperature	-40...+70 °C
Mechanical life	20x10 ⁶ operations
Max. switching rate at rated- / minimum load	10 min ⁻¹ / 1200 min ⁻¹
Operate- / release time	typ. 9 / 3 ms
Bounce time N/O contact/N/C contact	typ. 2 / 3 ms
Vibration resistance N/O / N/C contact	11 / 1.5 g, 30...150 Hz
Shock resistance (destruction)	100 g
Category of protection (IEC 61810)	RT II - flux proof, RT III - wash tight
Relay weight	18 g
Packaging unit	20 / 500 pcs.
Accessories	see accessories RT and RP

PCB layout / terminal assignment

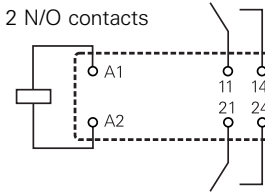
Bottom view on solder pins
Dimensions in mm



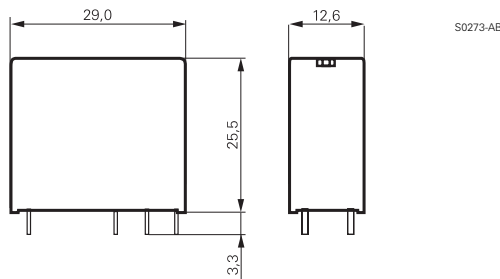
2 C/O contacts



2 N/O contacts



Dimensions
Dimensions in mm



Product key

Type	R	P				
Version	4	8 A, flux proof	8	8 A, wash tight		
Contacts	2	2 C/O contacts	4	2 N/O contacts		
Contact material	0	AgCdO	1	AgNi 0.15		
Coil	Coil code: please refer to coil versions table					

Preferred types in bold print

Product key	Version	Contacts	Contact material	Coil	Part number		
RP420005	flux proof 8 A	2 C/O contacts	AgCdO	5 Vdc	4-1393234-7		
RP420006				6 Vdc	4-1393234-8		
RP420012				12 Vdc	5-1393234-0		
RP420024				24 Vdc	5-1393234-1		
RP420048				48 Vdc	5-1393234-2		
RP420110				110 Vdc	5-1393234-4		
RP421012				AgNi 0.15		12 Vdc	6-1393234-7
RP421024						24 Vdc	6-1393234-8
RP421048						48 Vdc	6-1393234-9
RP421060						60 Vdc	7-1393234-0
RP421110	110 Vdc	7-1393234-1					
RP440012	2 N/O contacts	AgCdO	12 Vdc			7-1393234-8	
RP440024			24 Vdc	7-1393234-9			
RP820006	wash tight 8 A	2 C/O contacts		6 Vdc	8-1393234-8		
RP820012				12 Vdc	9-1393234-0		
RP820024				24 Vdc	9-1393234-2		
RP820048				48 Vdc	9-1393234-3		
RP821012				AgNi 0.15		12 Vdc	0-1393845-4
RP821024						24 Vdc	0-1393845-5
RP840024				2 N/O contacts	AgCdO	24 Vdc	1-1393845-8
RP841024						AgNi 0.15	24 Vdc

X-ON Electronics

Largest Supplier of Electrical and Electronic Components

Click to view similar products for [General Purpose Relays](#) category:

Click to view products by [TE Connectivity](#) manufacturer:

Other Similar products are found below :

[PCN-105D3MH,000](#) [59641F200](#) [LY1SAC110120](#) [5X827E](#) [5X837F](#) [5X840F](#) [5X842F](#) [5X848E](#) [LY2N-AC120](#) [LY2S-AC220/240](#) [LY2-US-AC120](#) [LY3-US-AC120](#) [LY4F-UA-DC12](#) [LY4F-UA-DC24](#) [LY4F-US-AC120](#) [LY4F-US-AC240](#) [LY4F-US-DC24](#) [LY4F-VD-AC110](#) [LYQ20DC12](#) [M115C60](#) [M115N010](#) [M115N0150](#) [6031007G](#) [603-12D](#) [61211T0B4](#) [61212T400](#) [61222Q400](#) [61243B600](#) [61243C500](#) [61243Q400](#) [61311BOA2](#) [61311BOA6](#) [61311BOA8](#) [61311C0A2](#) [61311COA1](#) [61311COA6](#) [61311F0A2](#) [61311QOA1](#) [61311QOA4](#) [61311T0D6](#) [61311TOA6](#) [61311TOA7](#) [61311TOB3](#) [61311TOB4](#) [61311U0A6](#) [61312Q600](#) [61312T400](#) [61312T600](#) [61313U200](#) [61313U400](#)