THIS DRAWING IS UNPUBLISHED
VERTRAULICH UNVERÖFFENTLICHTE ZEICHNUNG
© COPYRIGHT 2009 Tyco Electronics AMP GmbH
RELEASED FOR PUBLICATION FEB 2009
FREI FÜER VEROEFFENTLICHUNG
ALL RIGHTS RESERVED.
ALLE RECHTE VORBEHALTEN.

MATED WITH:
PASSEND ZU:
SEE NOTE 9

1-1670894-1 AS SHOWN
1-1670894-1 wie gezeigt

LOC	DIST
A1	–

PROJEKT NR.: EGATN05327

REVISIONS
ÄNDERUNGEN

P	LTR	DESCRIPTION BESCHREIBUNG	DATE	DWN	APVD
	H1	DRAWING FORMAT UPDATE TO NEW LOGO	01FEB2012	Mah	Krauss
	J	DETAILS SEE PCN E-12-008813	24MAY2012	MN	SKR
	J1	ECR-15-007756	15MAY2015	SK	Krauss
	J2	DETAILS SEE PCN E-18-005554	17APR2018	HO.	GILC

SLIDE IN LOCKED POSITION
Schieber in Verriegelungsposition

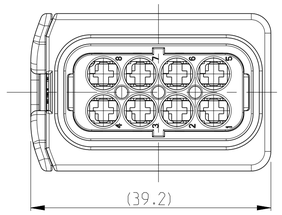

DELIVERY CONDITION:
Lieferzustand:

SECONDARY LOCKING AND SLIDE
IN PRE-LOCKED POSITION
2. Kontaktsicherung und Schieber
in Vorraststellung

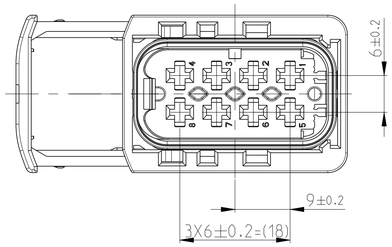

1 TE LOGO RELATED TO MOLDING TOOL
TE LOGO abhaengig vom Spritzgusswerkzeug
J3

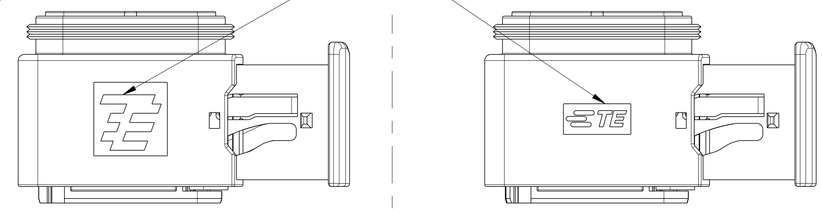

CODING A
Kodierung

PN 1-1670894-1

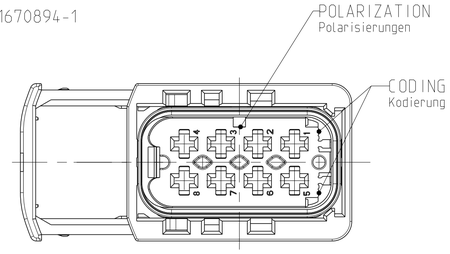

CODING B
Kodierung

PN 2-1670894-1

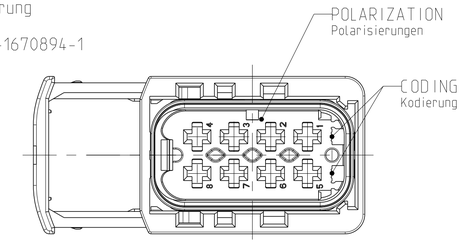

CODING C
Kodierung

PN 3-1670894-1

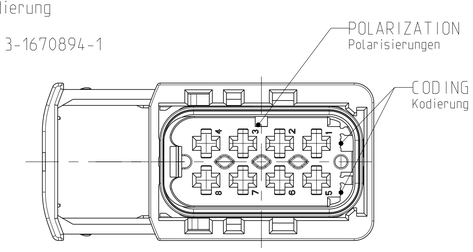

CODING D
Kodierung

PN 4-1670894-1

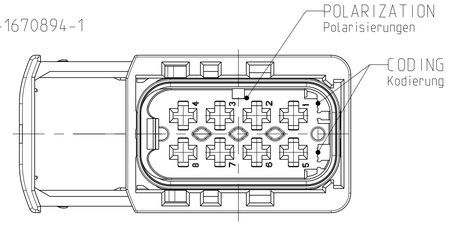

SECTION A-A
Schnitt

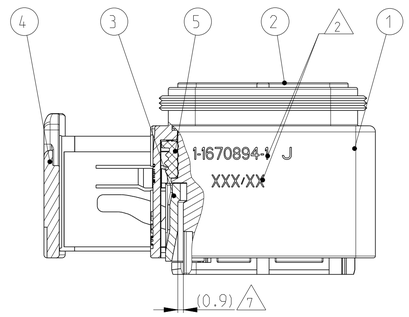

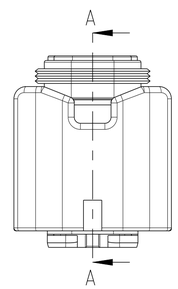

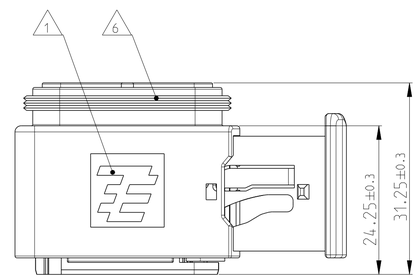

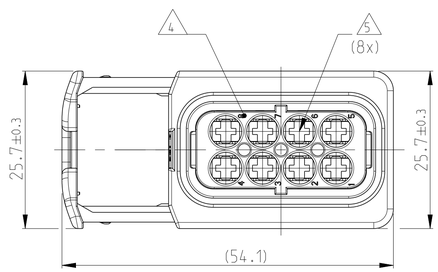

NOTES
Bemerkungen

1. TE LOGO
   TE Logo
2. ASSY PN, PRODUCTION DATE (CALENDAR DAY/YEAR):
   MARKING OPTIONAL AS LASER ENGRAVING OR
   LASER WITH COLOR CHANGE
   Assy PN, Produktionsdatum (Kalendertag/Jahr):
   Beschriftung wahlweise als Lasergravur oder Laser mit Farbumschlag
3. BULK PACKAGING IN CORRUGATED BOX
   Schuettgut im Versandkarton
4. CAVITY NUMBERING
   Kammerbezeichnung
5. CAVITIES MATED WITH AMP MCP 2.8
   SEE PRODUCT GROUP DRAWING
   TE NO: 1355036
   MAX. WIRE SIZE: 2.5mm² FLR (AWG 12 TXL)

   Kontaktkammern passend fuer AMP MCP 2.8
   siehe Produktgruppenzeichnung
   TE Nr: 1355036
   max. Drahtgroessenbereich: 2.5mm² FLR (AWG 12 TXL)
6. SUITABLE COVERS SEE DRAWING: 1563110, 1563111
   Passende Kappen siehe Zeichnung: 1563110, 1563111
7. SLIDING DISTANCE OF SECONDARY LOCKING
   Verschiebeweg der 2. Kontaktsicherung
8. FITS TO TE INTERFACE DRAWING 114-18807-1
   Passend zur Ausfuehrungsvorschrift 114-18807-1
9. SUITABLE COUNTERPART SEE DRAWING: 1564522
   Passendes Gegenstueck siehe Zeichnung: 1564522
10. MALFUNCTION CAUSED BY LACQUER IS NOT
    COVERED BY TYCO ELECTRONICS WARRANTY.
    Funktionsbeeintraechtigung durch Lackieren liegt nicht im
    Einfluss und Gewaehrleistungsumfang von Tyco Electronics.

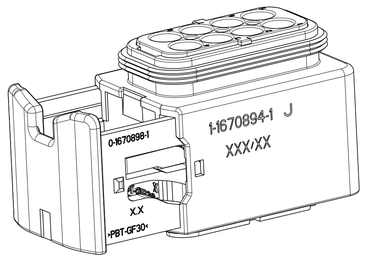

ITEM NO	DESCRIPTION Beschreibung	COLOUR Farbe	MATERIAL
1	RECEPTACLE HOUSING Buchsengehaeuse	BLACK schwarz	PBT-GF30 / V-0
2	8POS. CAVITY BLOCK, CODE: "A" 8pos. Kammerblock, Kodierung: "A"	BLACK schwarz	PBT-GF30 / V-0
2	8POS. CAVITY BLOCK, CODE: "B" 8pos. Kammerblock, Kodierung: "B"	GREY grau	PBT-GF30 / V-0
2	8POS. CAVITY BLOCK, CODE: "C" 8pos. Kammerblock, Kodierung: "C"	GREEN gruen	PBT-GF30 / V-0
2	8POS. CAVITY BLOCK, CODE: "D" 8pos. Kammerblock, Kodierung: "D"	BLUE blau	PBT-GF30 / V-0
3	SECONDARY LOCKING DEVICE zweite Kontaktsicherung	YELLOW gelb	PBT-GF30 / V-0
4	U-SLIDE U-Schieber	YELLOW gelb	PBT-GF30 / V-0
5	SEAL Dichtung	WHITE weiss	MVQ

TE ORDER-NO. TE Bestell-Nr.	REV.	NO.OF POS. Polzahl	QTY Stueck	CODE Kodierung	COLOR OF CAVITY BLOCK Farbe des Kammerblocks	1	2	3	4	5	ITEM NO ASSY
4-1670894-1	J	8	1	D	BLUE blau	1	-	-	-	1	1	1	1	4
3-1670894-1	J	8	1	C	GREEN gruen	1	-	-	1	-	1	1	1	3
2-1670894-1	J	8	1	B	GREY grau	1	-	1	-	-	1	1	1	2
1-1670894-1	J	8	1	A	BLACK schwarz	1	1	-	-	-	1	1	1	1

QUANTITY
Stueck

THIS DRAWING IS A CONTROLLED DOCUMENT.
DIESES ZEICHNUNGSDOKUMENT WIRD DURCH AMP INCORPORATED KONTROLLIERT.
ÄNDERUNGEN, DIE DEM TECHNISCHEN FORTSCHRITT DIENEN, SIND VORBEHALTEN.
DEN ZWECK STETIGSTEIGEN ÄNDERUNGSSTAND ERFAHREN SIE AUF ANFRAGE.

DIMENSIONS: MASSEINHEITEN: mm

TOLERANCES UNLESS OTHERWISE SPECIFIED:
ACC. TO ISO 8015
ACC. TO DIN 16901-140
1 PLC ±
2 PLC ±
3 PLC ±
4 PLC ±
ANGLES/WINKEL ±2°

MATERIAL: SEE TABLE siehe Tabelle

FINISH/OBERFLAECHE/FARBE: SEE TABLE siehe Tabelle

DWN 11FEB2009 Shilpa Bhavikatti
CHK 12FEB2009 J.Granzow
APVD 12FEB2009 C.Eberwein
PRODUCT-SPEC PRODUKTSPEZ. 108-94020
APPLICATION SPEC VERARBEITUNGSSPEZ. 114-18756
WEIGHT GEWICHT 23.5 g

TE Connectivity

NAME
8POS. AMP MCP2.8 REC HSG. ASSY
8pos. AMP MCP2.8 Buchsengehaeuse
HDSCS - GROUP D

SIZE A1 | CAGE CODE 00779 | DRAWING NO ZEICHNUNGS-NR. C-1670894 | RESTRICTED TO NUR FUER –

Customer Drawing /KUNDENZEICHNUNG | SCALE MASSSTAB 2:1 | SHEET BLATT 1 OF VON 1 | REV J2

4805 (3/11)

X-ON Electronics

Largest Supplier of Electrical and Electronic Components

Click to view similar products for Automotive Connectors ***category:***

Click to view products by TE Connectivity ***manufacturer:***

Other Similar products are found below :

003-018-000 60403001 60993906-B M902-2131 M902-2161 M902-2344 72.330.1035.1 73.353.4028.0 F119300-B F166900 F258300-B F358300-B F407400 F444110 F487000 F509500B-B 827153-1 8N1515-32-24P 9-1326729-8 925474-1 928905-1 964562-4 968782-1 GT17SA-8DS-HU 98891-1012 98947-1016 12004147 12004475-L 12010290 12010309-B 12015454 12020219-B 12041318-B 12052225-L 12052466 12064869 12004327-B 12015308 12015384 12015909 1-21030-1 12041254 12041318 12047946-B 12047957 12047957-L 12059473 12066261 12110546 12110546-B