

4

3

2

1

THIS DRAWING IS UNPUBLISHED.

RELEASED FOR PUBLICATION

20

© COPYRIGHT 20

BY TYCO ELECTRONICS CORPORATION. ALL RIGHTS RESERVED.

LOC	DIST	REVISIONS						
		P	LTR	DESCRIPTION	ECN	DATE	DWN	APVD
J	-		A1	PART NO ADDITION		22MAR2007	M.M	D.M
			A2	DRAFTING ERROR	ECR-07-005648	23OCT2007	M.M	S.M
			B	REVISED	ECR-07-025215	07NOV2008	M.M	A.O
			C	REVISED		25NOV2009	Y.O	T.K

2Xn=A

2

3.3

12.8

20.4

C

CAVITY MARK
ALPHABET: CAPITAL LETTER

CIRCUIT NO

① MATERIAL: GLASS FILED THERMO PLASTIC POLYESTER(94V-0), COLOR: BLACK

2. THE SHAPE, SIZE AND POSITION OF THE CHARACTER SHOW THE OUTLINE. THEY DON'T SHOW DETAILS.

3. THE KEYING ARRANGEMENT OF "Y" IS SYMMETRIC WITH "X".

① 材料: ガラス入り熱可塑性ポリエステル樹脂(94V-0), 色: 黒

2. 文字の形状、大きさ、および位置については、大略を示すものであり、詳細を示すものではありません。

3. Y KEY形状はX KEY形状と左右対称

LOGO MARK

SERIES CODE

KEYING: X

12.45

ROW ID

11.3

8.6

9.4

9

B

2Xn=A

2

3.3

1.6

40POS(X-KEY): 1-1827863-0

40	Y	19	38.0	40.9	42.6	2-1827863-0
40	X	19	38.0	40.9	42.6	1-1827863-0
34	Y	16	32.0	34.9	36.6	2-1827863-7
34	X	16	32.0	34.9	36.6	1-1827863-7
32	X	15	30.0	32.9	34.6	1-1827863-6
30	X	14	28.0	30.9	32.6	1-1827863-5
28	X	13	26.0	28.9	30.6	1-1827863-4
26	Y	12	24.0	26.9	28.6	2-1827863-3
26	X	12	24.0	26.9	28.6	1-1827863-3
24	X	11	22.0	24.9	26.6	1-1827863-2
22	X	10	20.0	22.9	24.6	1-1827863-1
POS	KEY	n	A	B	C	PART NO

THIS DRAWING IS A CONTROLLED DOCUMENT FOR TYCO ELECTRONICS CORPORATION. IT IS SUBJECT TO CHANGE AND THE CONTROLLING ENGINEERING ORGANIZATION SHOULD BE CONTACTED FOR THE LATEST REVISION.

DIMENSIONS: 単位: 概 mm

TOLERANCES UNLESS OTHERWISE SPECIFIED: 一般公差 ±0.3, ±5°

0-PLC ±

1-PLC ±0.1

2-PLC ±0.02

3-PLC ±0.005

4-PLC ±0.0005

ANGLES ±

MATERIAL 材料

FINISH 仕上

DWN T. KUDO 16MAR2005

CHK D. MITSUGI 23AUG2005

APVD D. MITSUGI 23AUG2005

PRODUCT SPEC 製品規格 108-78268, 78298

APPLICATION SPEC 取付適用規格 114-5377

WEIGHT

CUSTOMER DRAWING

Tyco Electronics Corporation
Kawasaki, Japan

NAME 名称 DYNAMIC D1100D 2.0mmPITCH
REC HSG
22-40POS

SIZE A3

CAGE CODE 00779

DRAWING NO 番号 C-1827863

RESTRICTED TO

SCALE 尺度 2:1

SHEET 1 OF 3

REV C

AMP 1470-19 REV 31MAR2000

THIS DRAWING IS UNPUBLISHED.

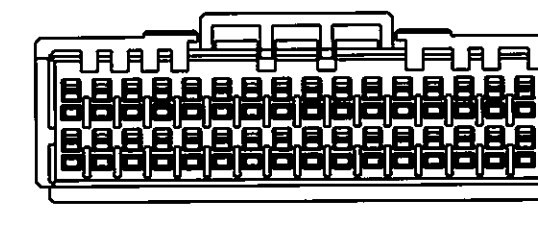
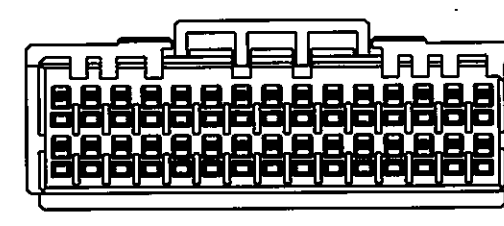

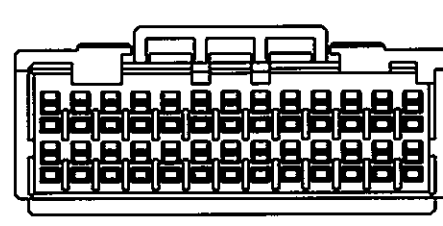
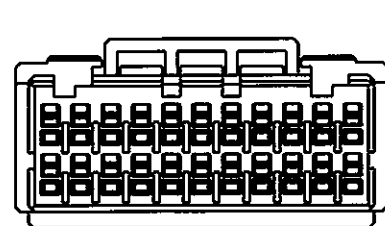
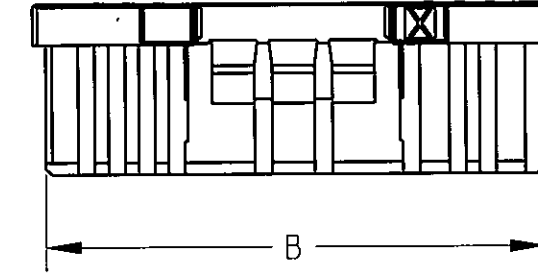
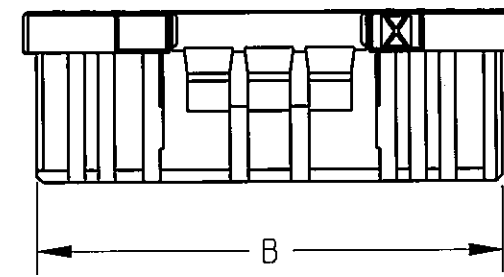
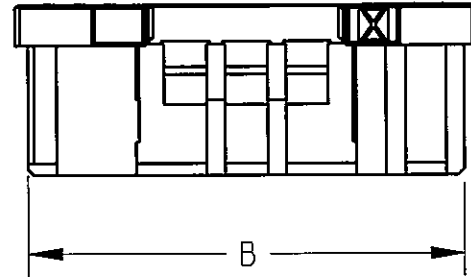
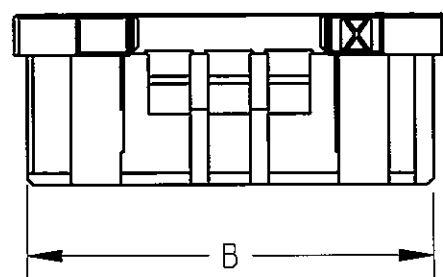
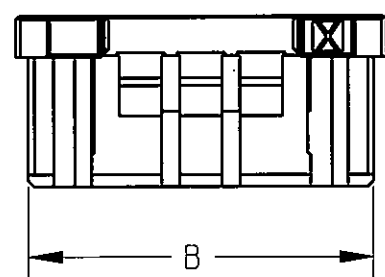
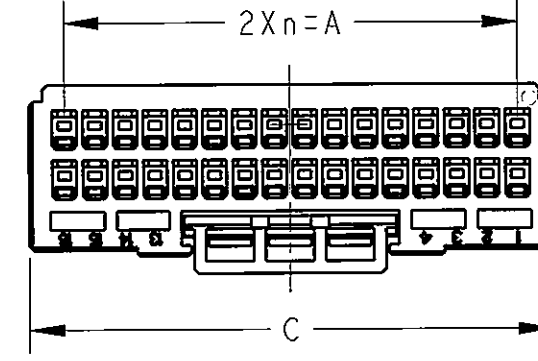
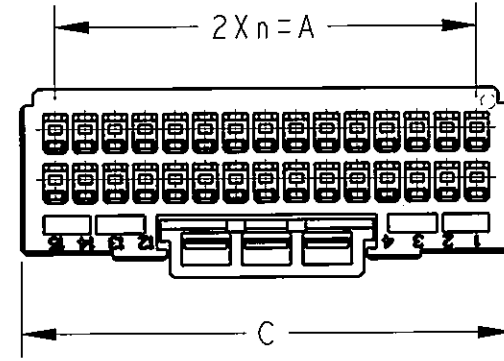
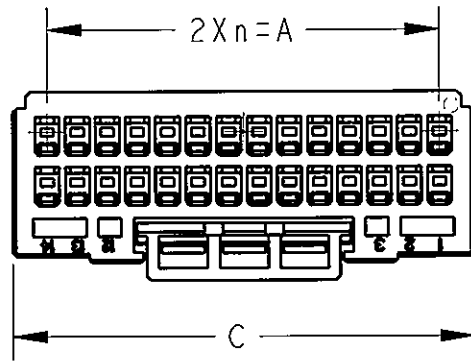
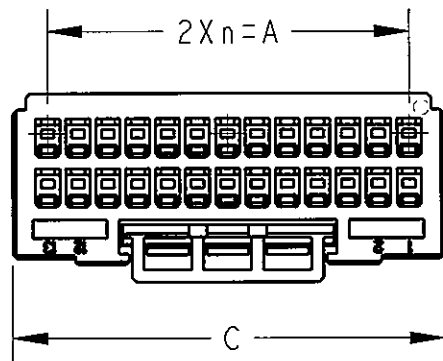
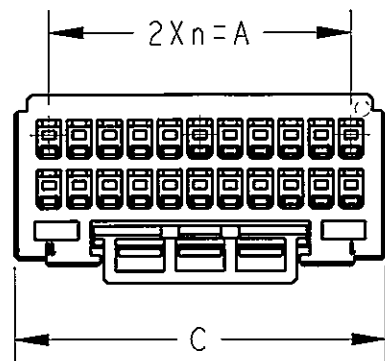
RELEASED FOR PUBLICATION

20

© COPYRIGHT 20

BY TYCO ELECTRONICS CORPORATION. ALL RIGHTS RESERVED.

LOC	DIST	REVISIONS			
P	LTR	DESCRIPTION	DATE	DWN	APVD
J	-	SEE SHEET 1 OF 3			



22POS(X-KEY): 1-1827863-1

26POS(X-KEY): 1-1827863-3

28POS(X-KEY): 1-1827863-4

30POS(X-KEY): 1-1827863-5

32POS(X-KEY): 1-1827863-6

<small>THIS DRAWING IS A CONTROLLED DOCUMENT FOR TYCO ELECTRONICS CORPORATION. IT IS SUBJECT TO CHANGE AND THE CONTROLLING ENGINEERING ORGANIZATION SHOULD BE CONTACTED FOR THE LATEST REVISION.</small>		DWN T. KUDO 16MAR2005 CHK D. MITSUGI 23AUG2005 APVD D. MITSUGI 23AUG2005	Tyco Electronics Tyco Electronics Corporation Kawasaki, Japan			
DIMENSIONS: mm	TOLERANCES UNLESS OTHERWISE SPECIFIED: 0 PLC ± 2 PLC ± 3 PLC ± 4 PLC ± ANGLES ±	PRODUCT SPEC 108-78268, 78298 APPLICATION SPEC 114-5377	NAME DYNAMIC D1100D 2.0mmPITCH REC HSG 22-40POS			
MATERIAL	FINISH	WEIGHT	SIZE	CAGE CODE	DRAWING NO	RESTRICTED TO
			A3	00779	1827863	
CUSTOMER DRAWING			SCALE	SHEET	OF	REV
			2:1	2	3	C

4

3

2

1

THIS DRAWING IS UNPUBLISHED.

RELEASED FOR PUBLICATION

20

© COPYRIGHT 20

BY TYCO ELECTRONICS CORPORATION. ALL RIGHTS RESERVED.

LOC

DIST

REVISIONS

P

LTR

DESCRIPTION

DATE

DWN

APVD

SEE SHEET 1 OF 3

Top view of a 34-position connector. The width is labeled as $2Xn=A$ and the length as C .

Top view of a 24-position connector. The width is labeled as $2Xn=A$ and the length as C . Specific dimensions are shown as 6.8 and 14.4.

Side view of a 34-position connector. The height is labeled as B .

SERIES CODE

LOGO MARK

KEYING: X

ROW ID

Detail view of a connector pin showing the series code "D1100".

Detail view of a connector pin showing the keying "X".

Detail view of a connector pin showing the row ID "A1".

Bottom view of a 34-position connector.

Bottom view of a 24-position connector.

34POS(X-KEY): 1-1827863-7

24POS(X-KEY): 1-1827863-2

THIS DRAWING IS A CONTROLLED DOCUMENT FOR TYCO ELECTRONICS CORPORATION. IT IS SUBJECT TO CHANGE AND THE CONTROLLING ENGINEERING ORGANIZATION SHOULD BE CONTACTED FOR THE LATEST REVISION.

DIMENSIONS:
mm

TOLERANCES UNLESS OTHERWISE SPECIFIED:

0 PLC	±
2 PLC	±
3 PLC	±
4 PLC	±
ANGLES	±

MATERIAL

FINISH

DWN T. KUDO 16MAR2005

CHK D. MITSUGI 23AUG2005

APVD D. MITSUGI 23AUG2005

PRODUCT SPEC

108-78268, 78298

APPLICATION SPEC

114-5377

WEIGHT

-

CUSTOMER DRAWING

Tyco Electronics Corporation
Kawasaki, Japan

NAME

DYNAMIC D1100D 2.0mmPITCH
REC HSG
22-40POS

SIZE

CAGE CODE

DRAWING NO

RESTRICTED TO

A3

00779

C=1827863

-

SCALE 2:1

SHEET 3

OF 3

REV C

AMP 1470-19 REV 31MAR2000

X-ON Electronics

Largest Supplier of Electrical and Electronic Components

Click to view similar products for [Headers & Wire Housings](#) category:

Click to view products by [TE Connectivity](#) manufacturer:

Other Similar products are found below :

[892-18-020-10-001101](#) [58102-G61-06LF](#) [582553-1](#) [0009485154](#) [009176003701906](#) [0050291907](#) [LY20-4P-DT1-P1E-BR](#) [02.125.8002.8](#)
[609-3404](#) [61062-3](#) [61082-181009](#) [622-3653LF](#) [63453-116](#) [636-1030](#) [636-1427](#) [636-3427](#) [636-4007](#) [641938-9](#) [641991-4](#) [644827-2](#) [65817-](#)
[010LF](#) [65817-015LF](#) [65863-015LF](#) [66207-023LF](#) [67095-007LF](#) [67601157](#) [68645-018](#) [68648-049](#) [70.362.1628.0](#) [70-4210](#) [70-4226B](#) [70-](#)
[4853B](#) [707-5020](#) [707-5028](#) [71.350.2428.0](#) [71918-208LF](#) [71961-016LF](#) [733-134](#) [733-162](#) [754199-000](#) [760-3052](#) [79531-3000](#) [FCN-](#)
[360C032-B](#) [FCN-367T-T012/H](#) [FCN-723D010/2](#) [80.063.4001.1](#) [800-90-010-10-002000](#) [801-43-002-10-013000](#) [801-43-006-10-002000](#)
[801-93-011-10-001000](#)