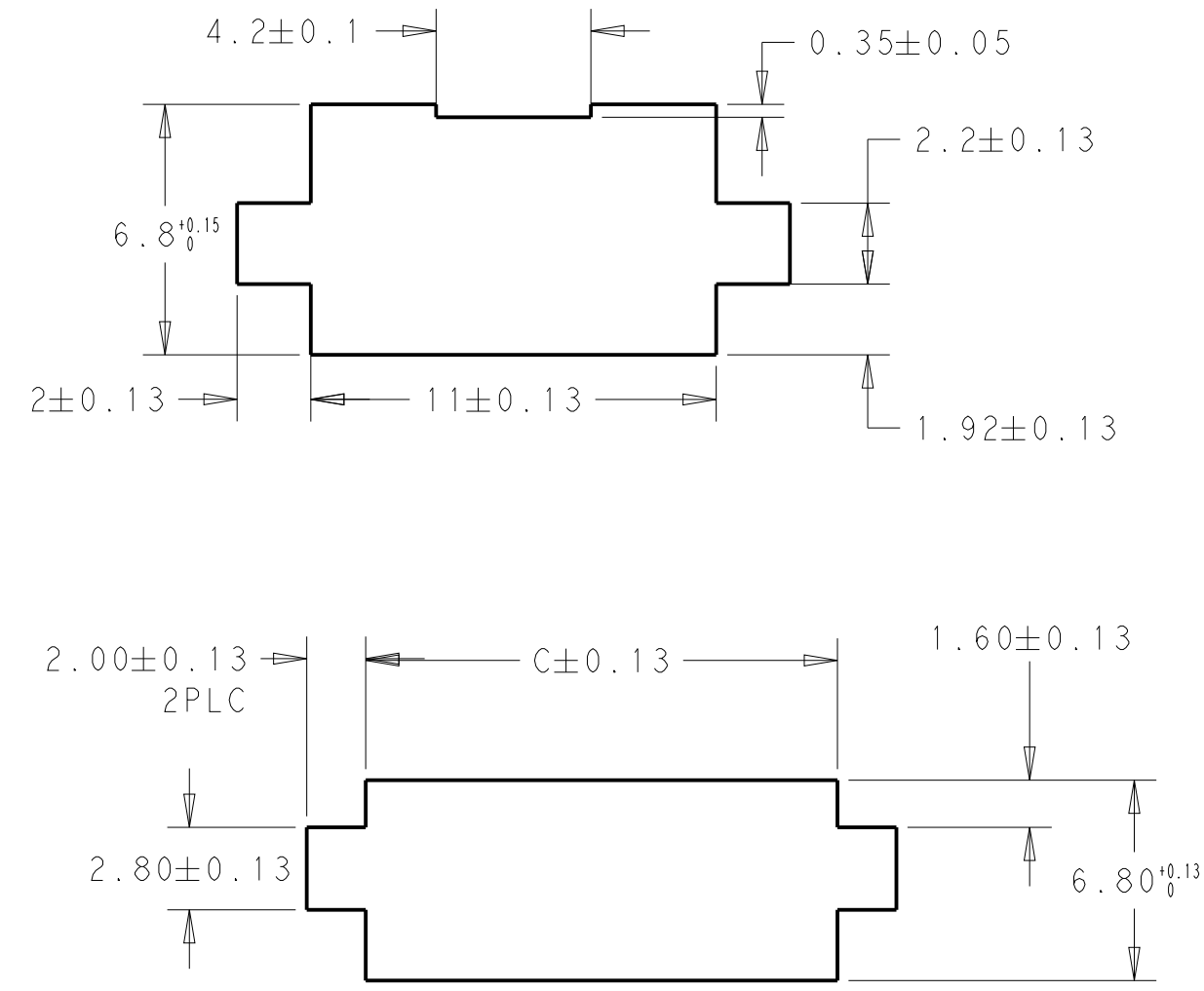
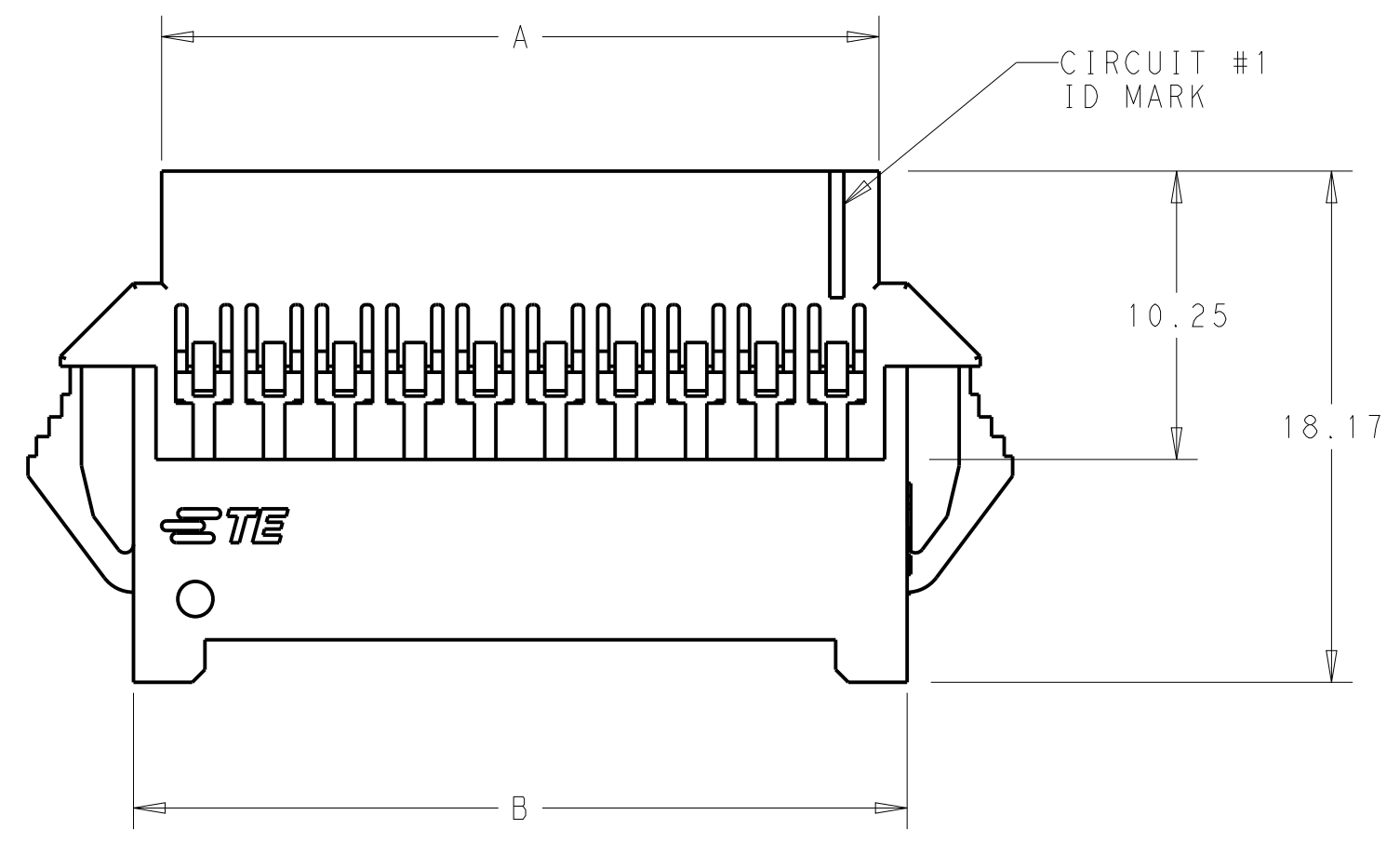
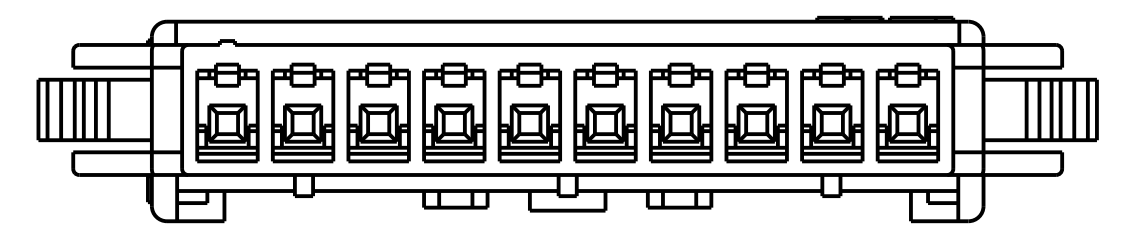
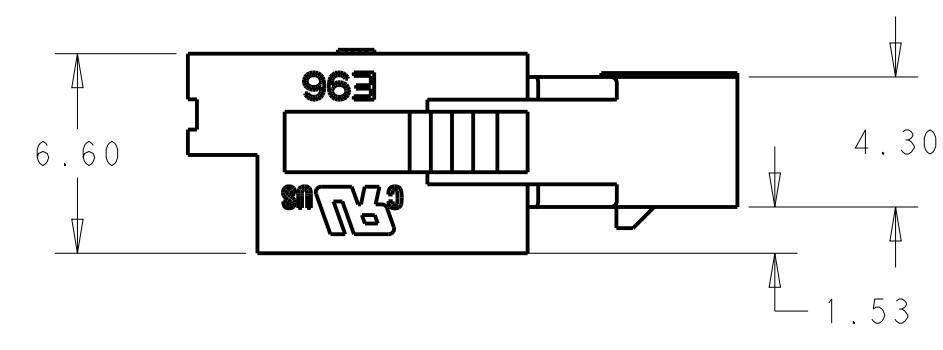
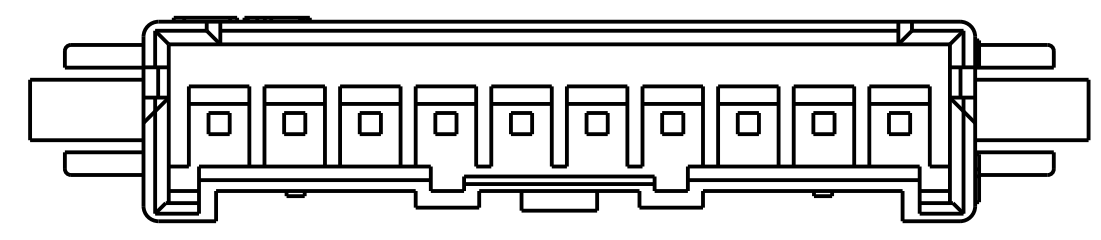


THIS DRAWING IS UNPUBLISHED. RELEASED FOR PUBLICATION 20  
 © COPYRIGHT 20 BY - ALL RIGHTS RESERVED.

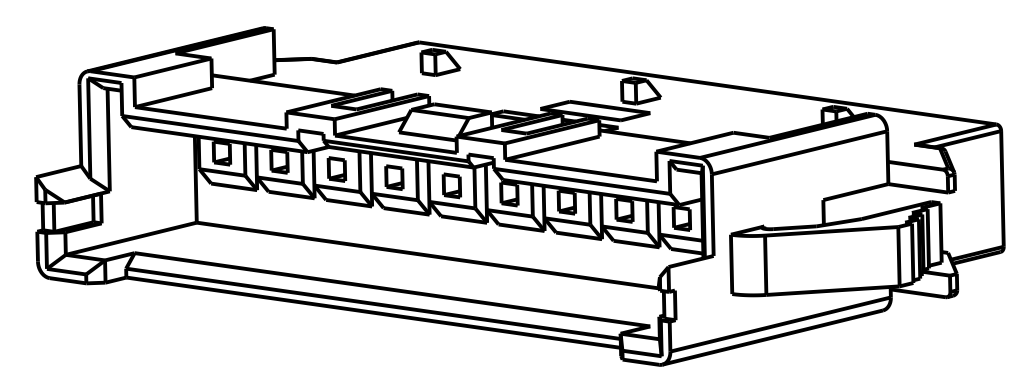
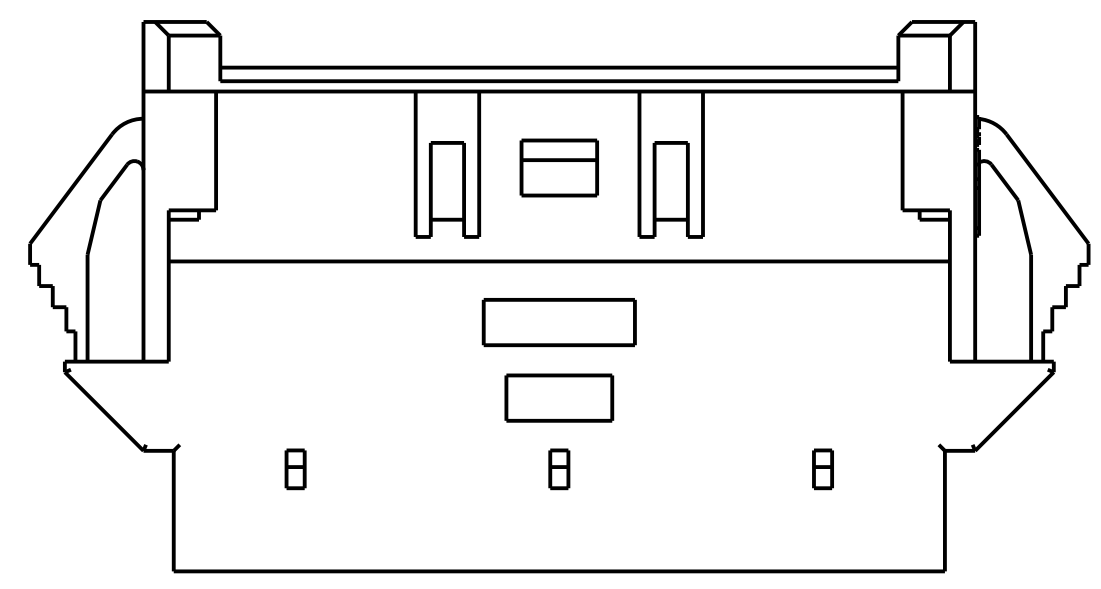
REVISIONS				
P	LTR	DESCRIPTION	DATE	APVD
B2		REVISED PER ECR-21-101173	12APR2021	SS WH



- 1. MATERIAL: NYLON UL94V-0, FLAME RETARDANT, COLOR: NATURAL
- 2. PARTS TESTED TO IEC 60695-2-11 AND IS COMPLIANT TO IEC 60335-1.
- 3. HOUSING, MATERIAL MEETS MINIMUM GLOW WIRE FLAMMABILITY INDEX OF 850°C PER IEC 60695-2-12 AND MINIMUM GLOW WIRE IGNITION TEMP OF 775°C PER IEC 60695-2-13.
- 4. ACCEPTS TE PIN CONTACTS P/N'S 2238007-()
- 5. HOUSING ACCEPTS OPTIONAL TPA P/N'S 1969443-()
- 6. MATES WITH TE PLUG HOUSINGS P/N'S 1744417-()



6 TO 15 POSITION  
 1969591-6 TO 1-1969591-5



POS	DIM.C	DIM.B	DIM.A	PART NO.
15	41.00	40.00	38.00	1-1969591-5
14	38.50	37.50	35.50	1-1969591-4
13	34.00	35.00	33.00	1-1969591-3
12	33.50	32.50	30.50	1-1969591-2
11	31.00	30.00	28.00	1-1969591-1
10	28.50	27.50	25.50	1-1969591-0
9	26.00	25.00	23.00	1969591-9
8	23.50	22.50	20.50	1969591-8
7	21.00	20.00	18.00	1969591-7
6	18.50	17.50	15.50	1969591-6
5	16.00	15.00	13.00	1969591-5
4	13.50	12.50	10.50	1969591-4
3	11.00	10.00	8.00	1969591-3
2	8.50	7.50	5.50	1969591-2

THIS DRAWING IS A CONTROLLED DOCUMENT. DWN: A, NOEL, 03OCT2012  
 CHK: -  
 APVD: -

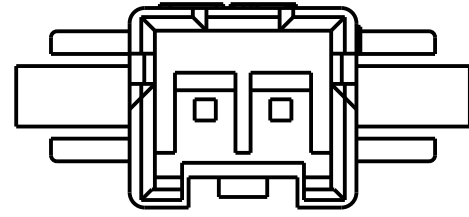
DIMENSIONS: mm	TOLERANCES UNLESS OTHERWISE SPECIFIED: 0 PLC ± 1 PLC ± 2 PLC ±0.20 3 PLC ± 4 PLC ± ANGLES ± FINISH	PRODUCT SPEC: 108-2418 APPLICATION SPEC: 114-13315 WEIGHT: -	NAME: ECONOMY POWER 2.5, HOUSING WIRE TO WIRE, PANEL MOUNT, GLOW WIRE SIZE: A2 CAGE CODE: 00779 DRAWING NO: C-1969591
----------------	---	--	--

Customer Drawing SCALE: N/A SHEET 1 OF 2 REV: B2

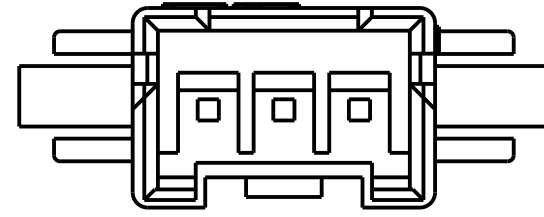
THIS DRAWING IS UNPUBLISHED. RELEASED FOR PUBLICATION 20  
 © COPYRIGHT 20 BY - ALL RIGHTS RESERVED.

LOC		DIST		REVISIONS			
P	LTR	DESCRIPTION	DATE	DWN	APVD		
-	-	SEE SHEET 1	-	-	-		

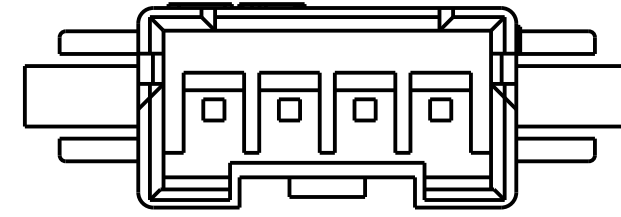
2 POSITION  
1969591-2



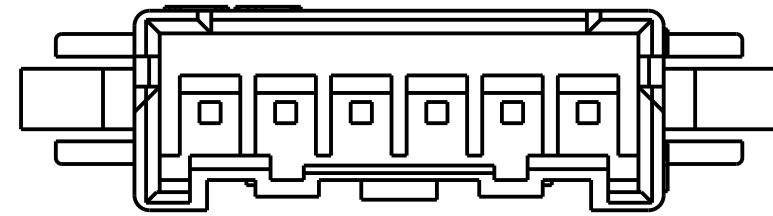
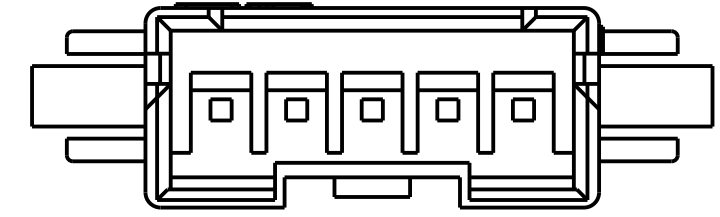
3 POSITION  
1969591-3



4 POSITION  
1969591-4



5 POSITION  
1969591-5



6 - 15 POSITION  
1969591-6 TO 1-1969591-5

THIS DRAWING IS A CONTROLLED DOCUMENT.		DWN A. NOEL 03OCT2012	<b>STE</b> TE Connectivity	
DIMENSIONS: mm		CHK -		
TOLERANCES UNLESS OTHERWISE SPECIFIED:		APVD -	NAME ECONOMY POWER 2.5, HOUSING WIRE TO WIRE, PANEL MOUNT, GLOW GLOW WIRE	
0 PLC ±-		PRODUCT SPEC 108-2418	SIZE A200779	
1 PLC ±-		APPLICATION SPEC 114-13315	CAGE CODE C-1969591	
2 PLC ±0.20		WEIGHT -	DRAWING NO -	
3 PLC ±-		Customer Drawing	RESTRICTED TO -	
4 PLC ±-			SCALE N/A	SHEET 2
ANGLES ±-		REV B2		
FINISH		1471-9 (3/11)		

## X-ON Electronics

Largest Supplier of Electrical and Electronic Components

*Click to view similar products for [Headers & Wire Housings](#) category:*

*Click to view products by [TE Connectivity](#) manufacturer:*

Other Similar products are found below :

[892-18-020-10-001101](#) [58102-G61-06LF](#) [582553-1](#) [0009485154](#) [009176003701906](#) [0050291907](#) [LY20-4P-DT1-P1E-BR](#) [02.125.8002.8](#)  
[609-3404](#) [61062-3](#) [61082-181009](#) [622-3653LF](#) [63453-116](#) [636-1030](#) [636-1427](#) [636-3427](#) [636-4007](#) [641938-9](#) [641991-4](#) [644827-2](#) [65817-](#)  
[010LF](#) [65817-015LF](#) [65863-015LF](#) [66207-023LF](#) [67095-007LF](#) [67601157](#) [68645-018](#) [68648-049](#) [70.362.1628.0](#) [70-4210](#) [70-4226B](#) [70-](#)  
[4853B](#) [707-5020](#) [707-5028](#) [71.350.2428.0](#) [71918-208LF](#) [71961-016LF](#) [733-134](#) [733-162](#) [754199-000](#) [760-3052](#) [787-8014-00](#) [79531-3000](#)  
[FCN-360C032-B](#) [FCN-367T-T012/H](#) [FCN-723D010/2](#) [80.063.4001.1](#) [800-90-001-10-001000](#) [800-90-010-10-002000](#) [801-43-002-10-013000](#)