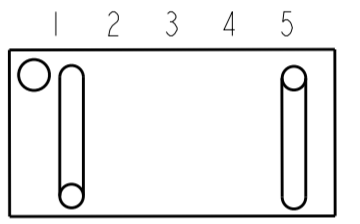


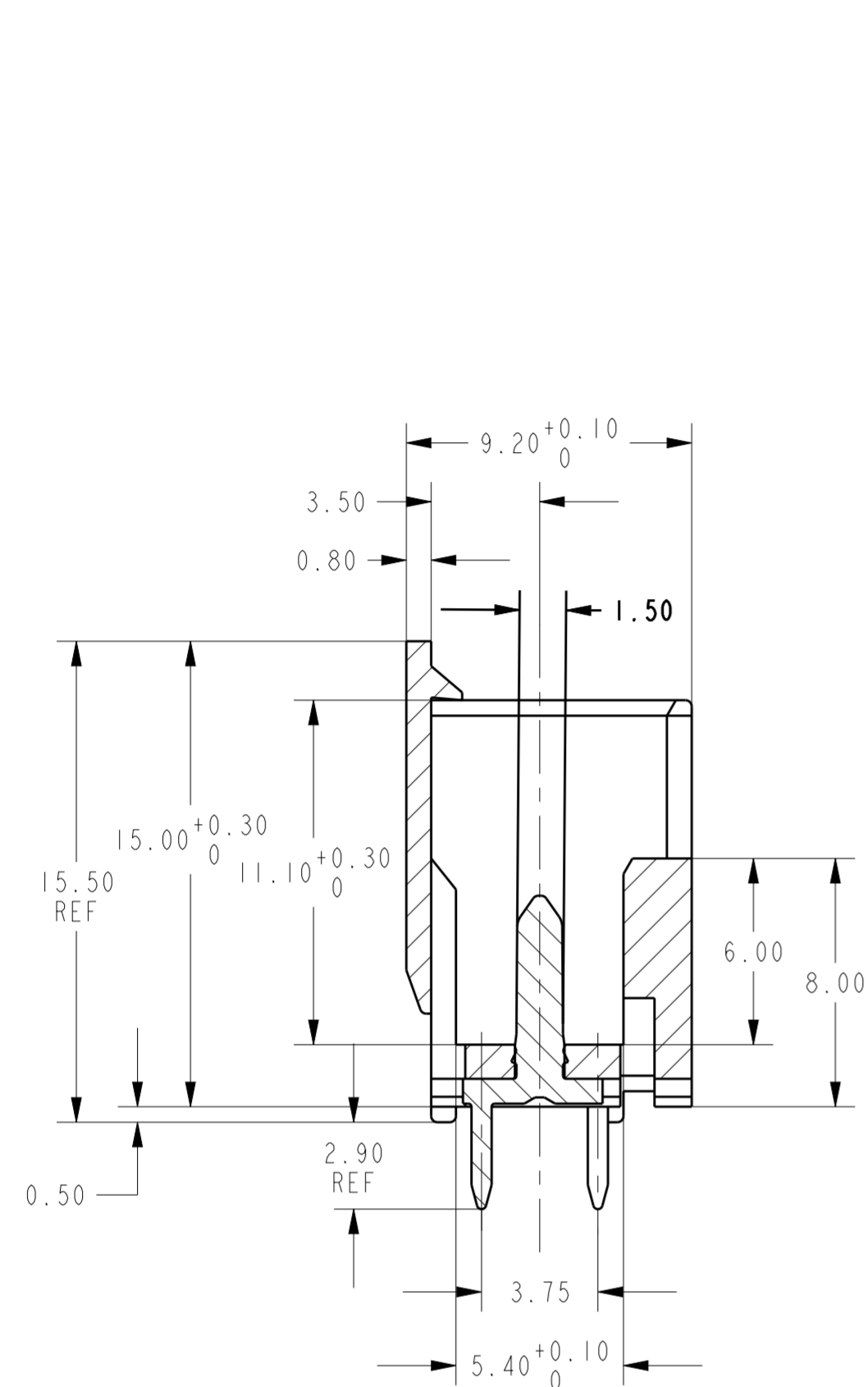
LOC		DIST		REVISIONS			
P	LTR	DESCRIPTION		DATE	DWN	APVD	
ES	00	A17	ECR-20-012667	08SEP2020	SM	FL	

NOTE

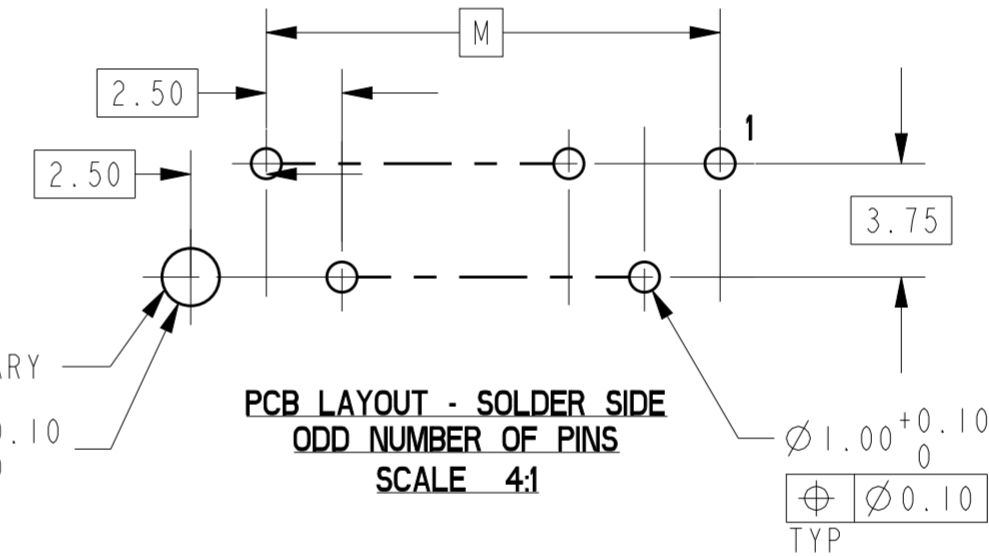
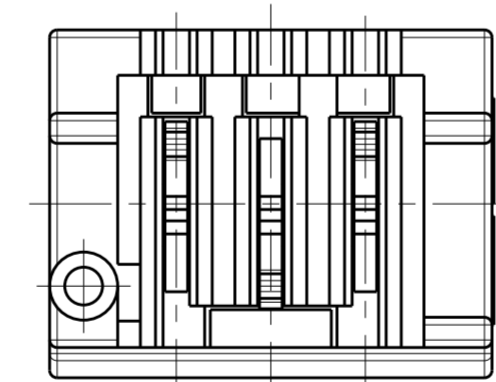
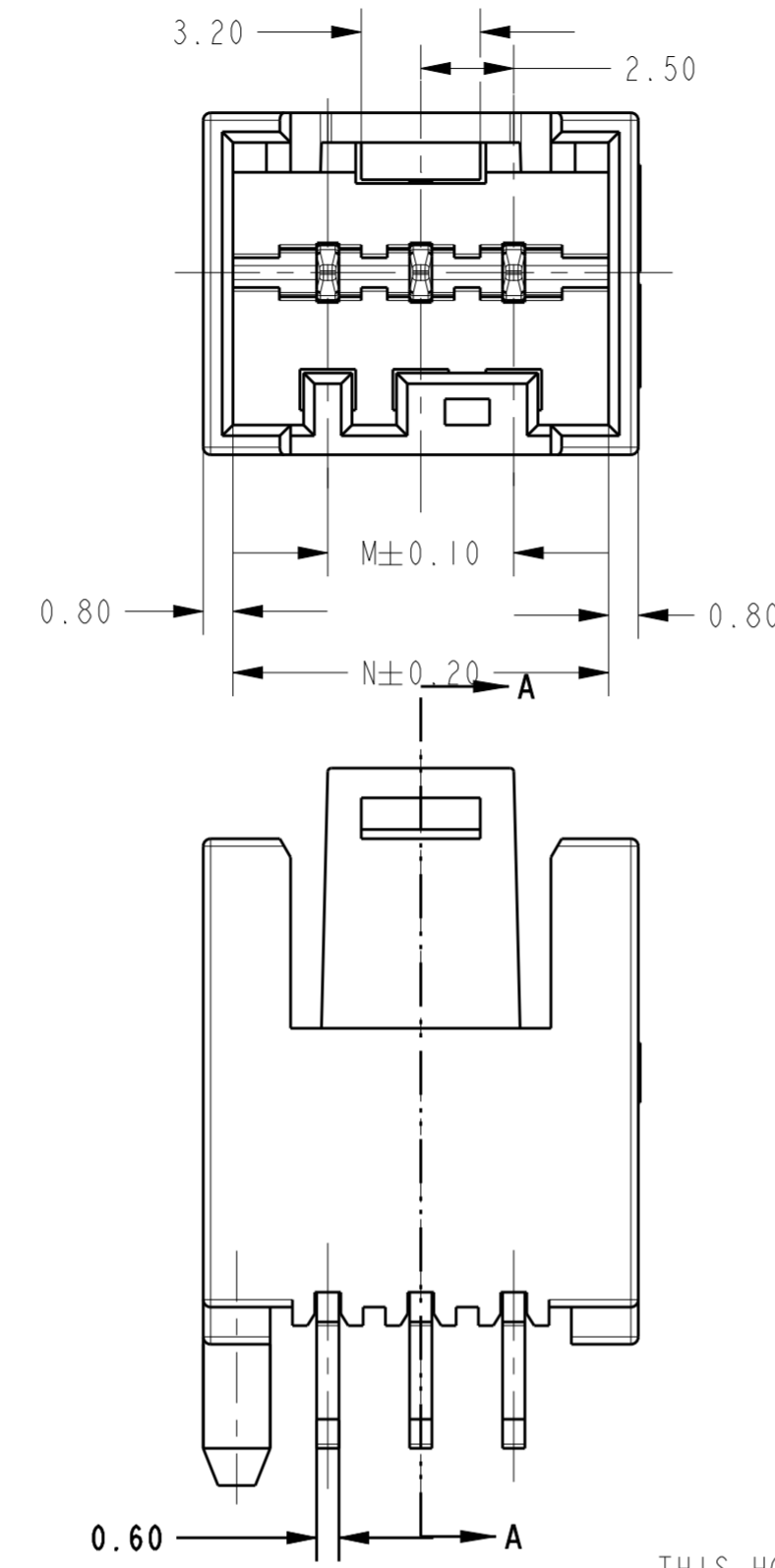
- SEE SHEET 4 FOR AVAILABLE CONFIGURATIONS
- MATERIAL: HOUSING, NYLON, UL94 V0, 750°C GWT NO FLAME
EIGHT COLORS AVAILABLE, INCLUDING: NATURAL, RED, BLUE, YELLOW, BLACK, GREY, GREEN, PURPLE
WHITE VERSION IS PRELIMINARY
FOR 1-2367449-1, THE HOUSING IS PA66 WITH HIGHER THERMAL RESISTANCE
CONTACT, COPPER ALLOY, 0.60MM THICK
- FINISH: OPTION 1: TIN PLATING OVER NICKEL UNDERPLATING
OPTION 2: AG PLATING OVER NICKEL UNDERPLATING
- PCB LAYOUT AS SHOWN
- △ THE PART NUMBERS SHOWING IN SHEET 2 & 3 & 4 ARE FOR NATURAL COLOR. THE PART NUMBER FOR OTHER COLOR ARE BASED ON THE NATURAL ONE: FOR THE SAME CONFIGURATION, THE PREFIX AND POSTFIX OF THE P/N ARE THE SAME, ONLY THE BASE NUMBER IS DIFFERENT ACCORDING TO DIFFERENT COLOR, DETAIL PLEASE SEE SHEET 6
- △ PACKAGING: LOOSE PIECE OR TUBE. THE PART NUMBERS IN THIS DRAWING ARE WITH LOOSE PIECE PACKAGING EXCEPT THE PN 1-2322471-3. PLEASE CONTACT TE SALES REPRESENTATIVES FOR TUBE PACKAGING REQUIREMENT.
- △ FOR PN 7-1971817-5 PIN LAYOUT AS FOLLOW
- △ PRELIMINARY PART NOT RELEASED FOR PRODUCTION
- △ SPECIAL VERSION WITHOUT PEG FEATURE.



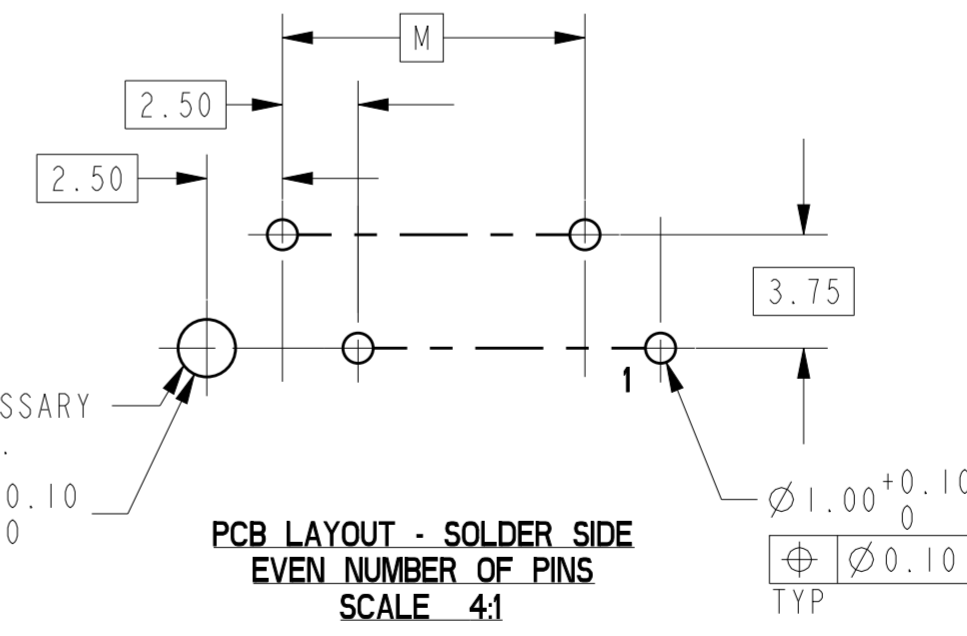
△ PN 5-1971817-5: PCB LAYOUT FOR ODD NUMBERS OF PINS APPLIES (THE POSITION OF THE PINS 1 AND 5 ARE SAME AS 1-1971817-5).



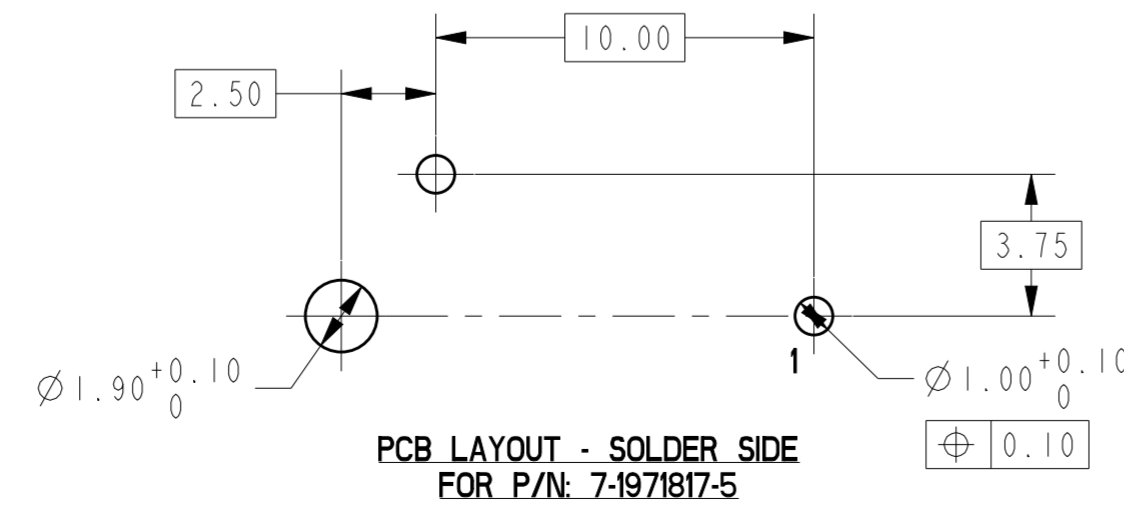
SECTION A-A



THIS HOLE IS NOT NECESSARY FOR PRODUCT OF NOTE 9.

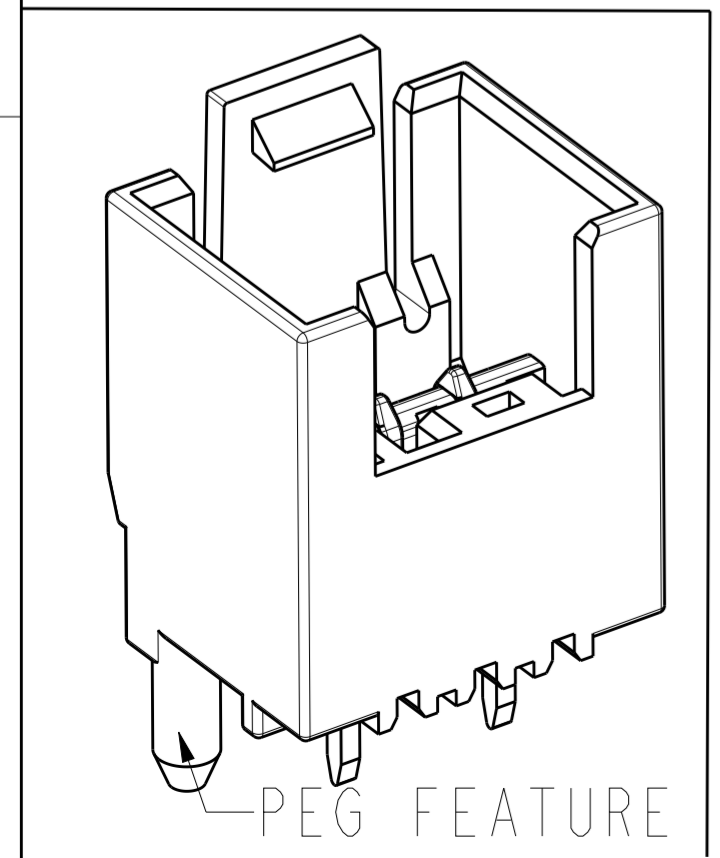


THIS HOLE IS NOT NECESSARY FOR PRODUCT OF NOTE 9.



PCB LAYOUT - SOLDER SIDE FOR P/N: 7-1971817-5

N	M	NO. OF POS.
40.10	35.00	15
37.60	32.50	14
35.10	30.00	13
32.60	27.50	12
30.10	25.00	11
27.60	22.50	10
25.10	20.00	9
22.60	17.50	8
20.10	15.00	7
17.60	12.50	6
15.10	10.00	5
12.60	7.50	4
10.10	5.00	3



PEG FEATURE

THIS DRAWING IS A CONTROLLED DOCUMENT.

DWN: WINTER WANG 12NOV2012	CHK: HAPYE WU 12NOV2012	APVD: YUHONG MAO 12NOV2012	NAME: RAST 2.5 TAB HEADER ASSY TH, VERTICAL, EXTERNAL LOCKING
DIMENSIONS: mm			SIZE: A2
TOLERANCES UNLESS OTHERWISE SPECIFIED:			CAGE CODE: 00779
0 PLC ±	1 PLC ±	2 PLC ±0.20	DRAWING NO: C-1971817
3 PLC ±	4 PLC ±	ANGLES ±1°	RESTRICTED TO
MATERIAL FINISH			SCALE: 5:1
CUSTOMER DRAWING			SHEET 1 OF 6
REV: A17			

THIS DRAWING IS UNPUBLISHED. RELEASED FOR PUBLICATION 20
 © COPYRIGHT 20 BY - ALL RIGHTS RESERVED.

LOC	DIST	REVISIONS			
P	LTR	DESCRIPTION	DATE	DWN	APVD
ES	00				

QTY	TAB CONTACT	QTY	HOUSING	POS.	TE PART NO.	QTY	TAB CONTACT	QTY	HOUSING	POS.	TE PART NO.	
15	TAB CONTACT w/ SILVER PLATING	1	RAST 2.5 TAB HEADER HOUSING, EXTERNAL LOCKING, 15P (SEE THE DETAIL LAYOUT ON SHEET 5)	15	3-1971838-5 2-1971838-5 1-1971838-5	4	TAB CONTACT w/ SILVER PLATING	1	RAST 2.5 TAB HEADER HOUSING, EXTERNAL LOCKING, 10P (SEE THE DETAIL LAYOUT ON SHEET 5)	10	3-1971837-0 2-1971837-0 1-1971837-0	
9		1	RAST 2.5 TAB HEADER HOUSING, EXTERNAL LOCKING, 14P (SEE THE DETAIL LAYOUT ON SHEET 5)	14	2-1971838-4 1-1971838-4			9	1	RAST 2.5 TAB HEADER HOUSING, EXTERNAL LOCKING, 9P (SEE THE DETAIL LAYOUT ON SHEET 5)	9	7-1971837-9 6-1971837-9 5-1971837-9 4-1971837-9 3-1971837-9 2-1971837-9 1-1971837-9
14		1	RAST 2.5 TAB HEADER HOUSING, EXTERNAL LOCKING, 13P (SEE THE DETAIL LAYOUT ON SHEET 5)	13	1-1971838-3				8	1	RAST 2.5 TAB HEADER HOUSING, EXTERNAL LOCKING, 8P (SEE THE DETAIL LAYOUT ON SHEET 5)	8
13		1	RAST 2.5 TAB HEADER HOUSING, EXTERNAL LOCKING, 12P (SEE THE DETAIL LAYOUT ON SHEET 5)	12	2-1971838-2 1-1971838-2	7		1		RAST 2.5 TAB HEADER HOUSING, EXTERNAL LOCKING, 7P (SEE THE DETAIL LAYOUT ON SHEET 5)	7	7-1971837-7 6-1971837-7 5-1971837-7 4-1971837-7 3-1971837-7 2-1971837-7 1-1971837-7
8		1	RAST 2.5 TAB HEADER HOUSING, EXTERNAL LOCKING, 11P (SEE THE DETAIL LAYOUT ON SHEET 5)	11	2-1971838-1 1-1971838-1			6	1	RAST 2.5 TAB HEADER HOUSING, EXTERNAL LOCKING, 6P (SEE THE DETAIL LAYOUT ON SHEET 5)	6	4-1971837-6 3-1971837-6 2-1971837-6 1-1971837-6
12		1	RAST 2.5 TAB HEADER HOUSING, EXTERNAL LOCKING, 11P (SEE THE DETAIL LAYOUT ON SHEET 5)	11	2-1971838-1 1-1971838-1	5			1	RAST 2.5 TAB HEADER HOUSING, EXTERNAL LOCKING, 5P (SEE THE DETAIL LAYOUT ON SHEET 5)	5	4-1971837-5 3-1971837-5 2-1971837-5 1-1971837-5
11	1	RAST 2.5 TAB HEADER HOUSING, EXTERNAL LOCKING, 11P (SEE THE DETAIL LAYOUT ON SHEET 5)	11	2-1971838-1 1-1971838-1	4		1	RAST 2.5 TAB HEADER HOUSING, EXTERNAL LOCKING, 4P (SEE THE DETAIL LAYOUT ON SHEET 5)	4	7-1971837-4 6-1971837-4 5-1971837-4 4-1971837-4 3-1971837-4 2-1971837-4 1-1971837-4		
QTY	TAB CONTACT	QTY	HOUSING	POS.		TE PART NO.	QTY	TAB CONTACT	QTY	HOUSING	POS.	TE PART NO.

THIS DRAWING IS A CONTROLLED DOCUMENT.		DWN WINTER WANG 12NOV2012	TE Connectivity RAST 2.5 TAB HEADER ASSY TH, VERTICAL, EXTERNAL LOCKING
DIMENSIONS: mm		CHK HAPYE WU 12NOV2012	
		APVD YUJHONG MAO 12NOV2012	
TOLERANCES UNLESS OTHERWISE SPECIFIED:		PRODUCT SPEC	
0 PLC ±		APPLICATION SPEC	SIZE
1 PLC ±		WEIGHT	A2
2 PLC ±0.20		CUSTOMER DRAWING	CAGE CODE
3 PLC ±		SCALE 5:1	00779
4 PLC ±		SHEET 2 OF 6	DRAWING NO
ANGLES ±1°		REV A17	1971817
FINISH			RESTRICTED TO

THIS DRAWING IS UNPUBLISHED. RELEASED FOR PUBLICATION 20
 © COPYRIGHT 20 BY - ALL RIGHTS RESERVED.

LOC	DIST	REVISIONS					
ES	00	P	LTR	DESCRIPTION	DATE	DWN	APVD

QTY	TAB CONTACT	QTY	HOUSING	POS.	TE PART NO.						
10	TAB CONTACT w/ TIN PLATING	1	RAST 2.5 TAB HEADER HOUSING, EXTERNAL LOCKING, 10P (SEE THE DETAIL LAYOUT ON SHEET 5)	10	3-1971817-0 2-1971817-0 1-1971817-0						
9		1	RAST 2.5 TAB HEADER HOUSING, EXTERNAL LOCKING, 9P (SEE THE DETAIL LAYOUT ON SHEET 5)	9	7-1971817-9 6-1971817-9 5-1971817-9 4-1971817-9 3-1971817-9 2-1971817-9 1-1971817-9						
6					1	RAST 2.5 TAB HEADER HOUSING, EXTERNAL LOCKING, 8P (SEE THE DETAIL LAYOUT ON SHEET 5)	8	5-1971817-8 4-1971817-8 3-1971817-8 2-1971817-8 1-1971817-8			
9								1	RAST 2.5 TAB HEADER HOUSING, EXTERNAL LOCKING, 7P (SEE THE DETAIL LAYOUT ON SHEET 5)	7	7-1971817-7 6-1971817-7 5-1971817-7 4-1971817-7 3-1971817-7 2-1971817-7 1-1971817-7
8											1
6					1	RAST 2.5 TAB HEADER HOUSING, EXTERNAL LOCKING, 5P (SEE THE DETAIL LAYOUT ON SHEET 5)	5				
5											1
2								1	RAST 2.5 TAB HEADER HOUSING, EXTERNAL LOCKING, 3P (SEE THE DETAIL LAYOUT ON SHEET 5)	3	
5											
2											
5											

15	TAB CONTACT w/ TIN PLATING	1	RAST 2.5 TAB HEADER HOUSING, EXTERNAL LOCKING, 15P (SEE THE DETAIL LAYOUT ON SHEET 5)	15	3-1971818-5 2-1971818-5 1-1971818-5			
9		1	RAST 2.5 TAB HEADER HOUSING, EXTERNAL LOCKING, 14P (SEE THE DETAIL LAYOUT ON SHEET 5)	14	2-1971818-4 1-1971818-4			
14					1	RAST 2.5 TAB HEADER HOUSING, EXTERNAL LOCKING, 13P (SEE THE DETAIL LAYOUT ON SHEET 5)	13	1-1971818-3
8		1	RAST 2.5 TAB HEADER HOUSING, EXTERNAL LOCKING, 12P (SEE THE DETAIL LAYOUT ON SHEET 5)	12				2-1971818-2 1-1971818-2
12								1
11								
QTY		TAB CONTACT	QTY	HOUSING	POS.	TE PART NO.		

THIS DRAWING IS A CONTROLLED DOCUMENT.

DWN: WINTER WANG 12NOV2012
 CHK: HAPYE WU 12NOV2012
 APVD: YUHONG MAO 12NOV2012

STE TE Connectivity

NAME: RAST 2.5 TAB HEADER ASSY TH, VERTICAL, EXTERNAL LOCKING

SIZE: A2 CAGE CODE: 00779 DRAWING NO: C-1971817 RESTRICTED TO: -

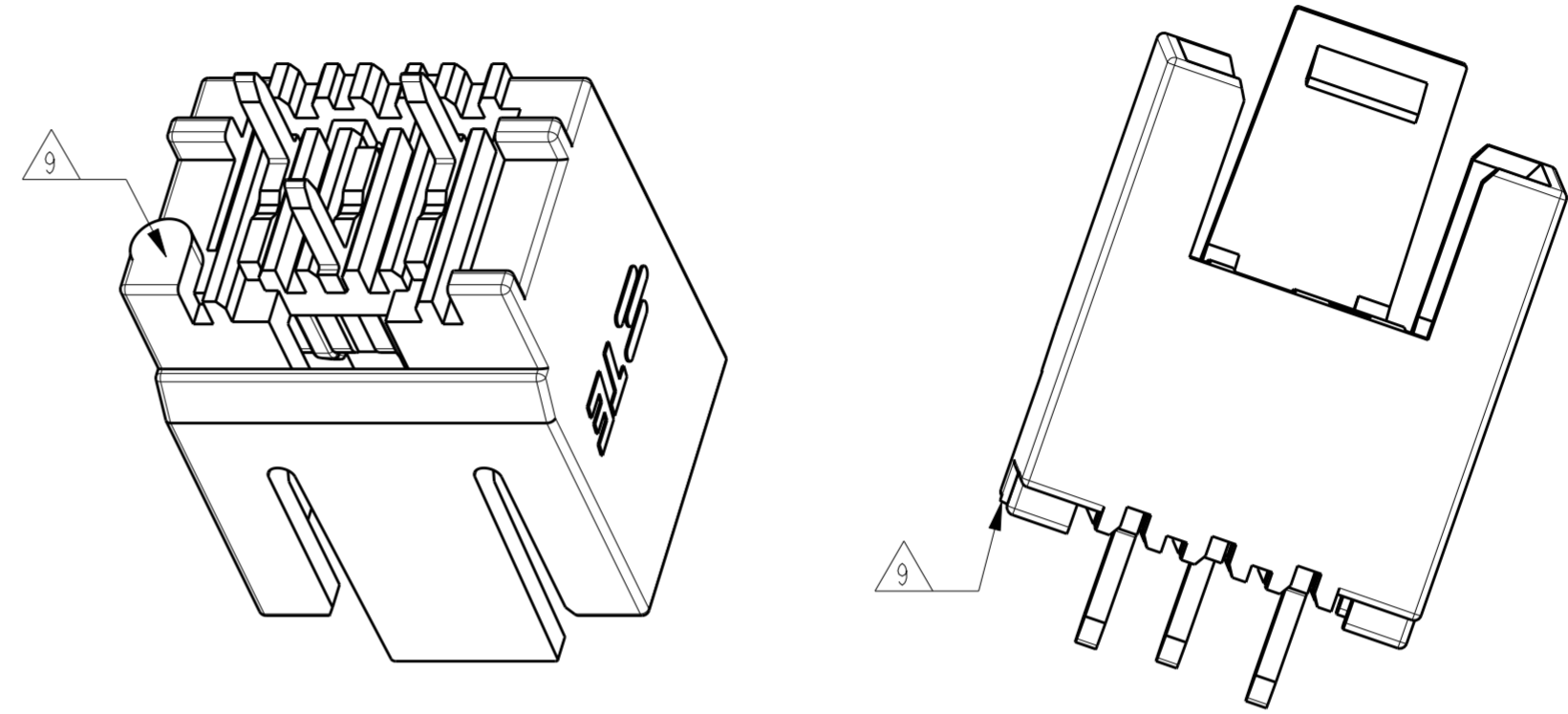
MATERIAL: - FINISH: - WEIGHT: -

CUSTOMER DRAWING SCALE: 5:1 SHEET 3 OF 6 REV: A17

THIS DRAWING IS UNPUBLISHED. RELEASED FOR PUBLICATION 20
 © COPYRIGHT 20 BY - ALL RIGHTS RESERVED.

LOC	DIST	REVISIONS					
ES	00	P	LTR	DESCRIPTION	DATE	DWN	APVD

△ 9 SPEICAL VERSION WITHOUT PEG FEATURE.



OTHER DIMENSIONS SEE SHEET 1, PCB LAYOUT SEE SHEET 1

15		1		15	2362614-5	△ 8
14		1		14	2362614-4	△ 8
13		1		13	2362614-3	△ 8
12		1		12	2362614-2	△ 8
11		1		11	2362614-1	△ 8
10		1	RAST 2.5 TAB HEADER HOUSING EXTERNAL LOCKING WITHOUT PEG TBD ON DETAIL LAYOUT	10	2350434-0	△ 8
9	TAB CONTACT w/ TIN PLATING	1		9	2350434-9	△ 8
8		1		8	2350434-8	△ 8
7		1		7	2350434-7	△ 8
6		1		6	2350434-6	△ 8
5		1		5	2350434-5	△ 8
4		1		4	2350434-4	△ 8
3		1	RAST 2.5 TAB HEADER HOUSING, EXTERNAL LOCKING, 3P WITHOUT PEG (SEE THE DETAIL LAYOUT ON SHEET 5)	3	2350434-3	△ 8
QTY	TAB CONTACT	QTY	HOUSING	POS.	TE PART NO.	△ 5

THIS DRAWING IS A CONTROLLED DOCUMENT.		DWN: WINTER WANG 12NOV2012	TE Connectivity	
DIMENSIONS: mm		CHK: HAPYE WU 12NOV2012		
TOLERANCES UNLESS OTHERWISE SPECIFIED:		APVD: YUHONG MAO 12NOV2012	NAME: RAST 2.5 TAB HEADER ASSY TH, VERTICAL, EXTERNAL LOCKING	
0 PLC ± 1 PLC ± 2 PLC ±0.20 3 PLC ± 4 PLC ± ANGLES ±° FINISH		PRODUCT SPEC	SIZE: A2	
MATERIAL		APPLICATION SPEC	CAGE CODE: 00779	DRAWING NO: C-1971817
		WEIGHT	RESTRICTED TO	
		CUSTOMER DRAWING	SCALE: 5:1	SHEET 4 OF 6 REV: A17

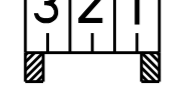
C

B

A



7-1971817-3
7-1971837-3



9-1971817-3
9-1971837-3



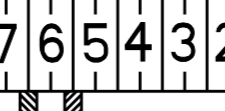
4-1971817-4
4-1971837-4



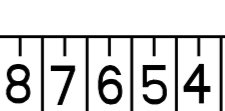
4-1971817-5
4-1971837-5




4-1971817-6
4-1971837-6




4-1971817-7
4-1971837-7




3-1971817-8
3-1971837-8



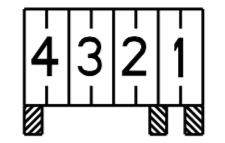
4-1971817-9
4-1971837-9



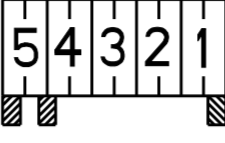
8-1971817-3
8-1971837-3



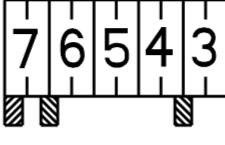
1971817-3
1971837-3



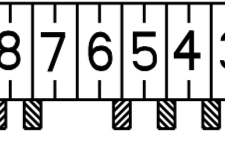
5-1971817-4
5-1971837-4



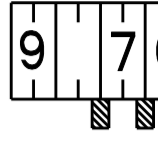
6-1971817-5
6-1971837-5




5-1971817-7
5-1971837-7



5-1971817-8
5-1971837-8



5-1971817-9
5-1971837-9



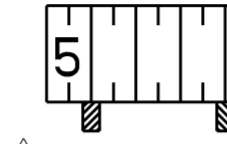
1-2335894-3



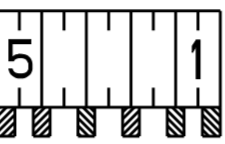
2335894-3
2350434-3



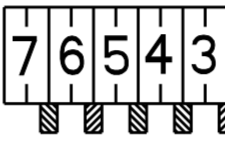
6-1971817-4
6-1971837-4



7-1971817-5
7-1971837-5



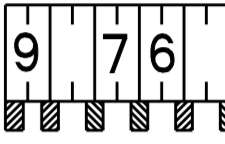
5-1971817-5



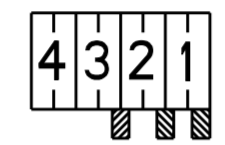
6-1971817-7
6-1971837-7



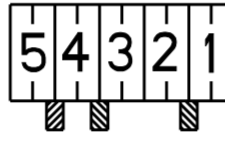
7-1971817-7
7-1971837-7



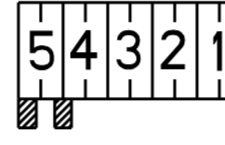
6-1971817-9
6-1971837-9



7-1971817-4
7-1971837-4



8-1971817-5



9-1971817-5

3 POS

4 POS

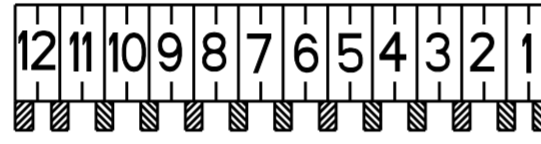
5 POS

6 POS

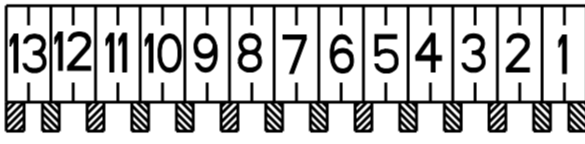
7 POS

8 POS

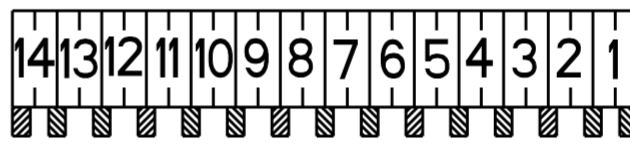
9 POS



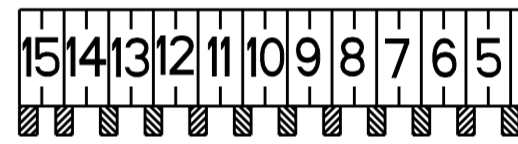
1-1971818-2
1-1971838-2



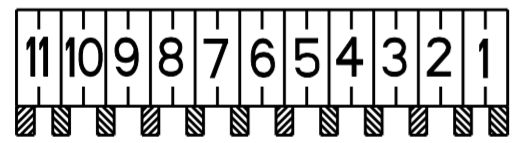
1-1971818-3
1-1971838-3



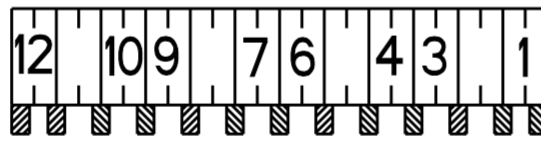
1-1971818-4
1-1971838-4



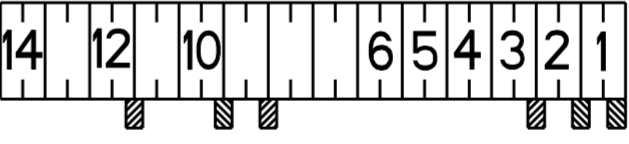
1-1971818-5
1-1971838-5



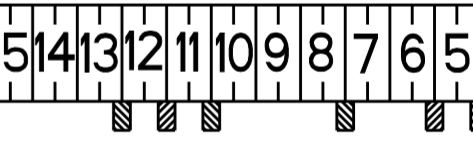
1-1971818-1
1-2367449-1
1-1971838-1



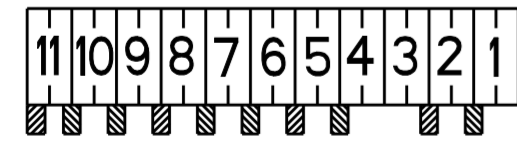
2-1971818-2
2-1971838-2



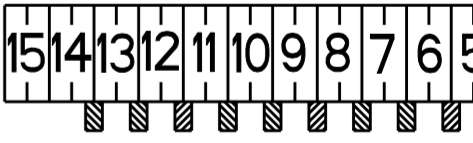
2-1971818-4
2-1971838-4



2-1971818-5
2-1971838-5



2-1971818-1
2-1971838-1



3-1971818-5
3-1971838-5

11 POS

12 POS

13 POS

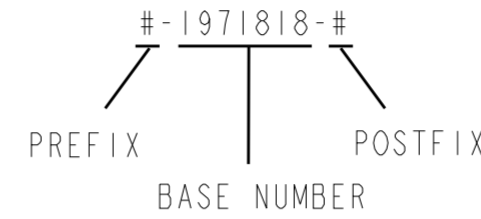
14 POS

15 POS

THIS DRAWING IS UNPUBLISHED. RELEASED FOR PUBLICATION 20
 © COPYRIGHT 20 BY - ALL RIGHTS RESERVED.

LOC	DIST	REVISIONS					
ES	00	P	LTR	DESCRIPTION	DATE	DWN	APVD

FOR ANY KEYING CONFIGURATION, THERE ARE EIGHT COLORS AVAILABLE, BESIDES THE NATURAL COLOR, THERE ARE OTHER SEVEN COLORS, INCLUDE: YELLOW, BLUE, GREY, PURPLE, RED, GREEN, BLACK. THE WHITE VERSION IS PRELIMINARY. THE P/N OF THE COLOR CONNECTOR ARE BASED ON THE NATURAL CONNECTOR, THE PREFIX AND POSTFIX ARE THE SAME FOR THE SAME KEYING CONFIGURATION, BUT THE BASE NUMBERS ARE DIFFERENT ACCORDING TO DIFFERENT COLOR. THE FOLLOWING SHOWS WHAT'S THE P/N FOR COLOR CONNECTOR



COLOR	PART NUMBER OF THE CONNECTOR				COMMENTS
	WITH TIN PLATING CONTACT		WITH AG PLATING CONTACT		
NATURAL	#-1971817-#	#-1971818-#	#-1971837-#	#-1971838-#	THE DETAIL P/N FOR DIFFERENT KEYING SEE SHEET 2 & 3 & 4
RED	#-1971938-#	#-1971939-#	#-2232141-#	#-2232142-#	THE PREFIX AND POSTFIX ARE THE SAME WITH THE P/N OF THE NATURAL CONNECTOR FOR THE SAME KEYING CONFIGURATION, JUST THE BASE NUMBERS ARE DIFFERENT BASED ON DIFFERENT COLOR. # CAN BE THE NUMBER FROM 0 TO 9.
BLUE	#-2232143-#	#-2232144-#	#-2232145-#	#-2232146-#	
YELLOW	#-2232147-#	#-2232148-#	#-2232149-#	#-2232150-#	
BALCK	#-1971994-#	#-1971995-#	#-2232151-#	#-2232152-#	
GREY	#-1971976-#	#-1971977-#	#-2232153-#	#-2232154-#	
GREEN	#-1971988-#	#-1971989-#	#-2232155-#	#-2232156-#	
PURPLE	#-2232157-#	#-2232158-#	#-2232159-#	#-2232160-#	
WHITE	#-2232277-#	#-2232278-#	#-2232279-#	#-2232280-#	

FOR EXAMPLE, IF A CONNECTOR WITH THE CONFIGURATION AS BELOW, AND WITH TIN PLATING CONTACT, IN THE SHEET 4, WE CAN FIND THE RELATED CONNECTOR P/N WITH NATURAL COLOR IS 5-1971817-4, THEN WE CAN LOOK IN THE ABOVE TABLE TO FIND THE CONNECTOR P/N WITH RED COLOR IS 5-1971938-4



THIS DRAWING IS A CONTROLLED DOCUMENT.		DWN	12NOV2012	TE Connectivity NAME RAST 2.5 TAB HEADER ASSY TH, VERTICAL, EXTERNAL LOCKING					
DIMENSIONS:		CHK	12NOV2012						
mm		APVD	12NOV2012						
		PRODUCT SPEC	108-106079						
TOLERANCES UNLESS OTHERWISE SPECIFIED:		APVD	YUHONG MAO	APPLICATION SPEC					
0 PLC	±	SIZE	A2	CAGE CODE	00779	DRAWING NO	C-1971817	RESTRICTED TO	
1 PLC	±	SCALE	5:1	SHEET	6	OF	6	REV	A17
2 PLC	±0.20	CUSTOMER DRAWING							
3 PLC	±								
4 PLC	±								
ANGLES	±1°								
FINISH									

X-ON Electronics

Largest Supplier of Electrical and Electronic Components

Click to view similar products for [Headers & Wire Housings](#) category:

Click to view products by [TE Connectivity](#) manufacturer:

Other Similar products are found below :

[95000-104TRLF](#) [10135584-644402LF](#) [DF62W-EP2022PCA](#) [95000-106TRLF](#) [DF62W-2022SCA](#) [DF62W-EP2022PC](#) [2203348](#) [DF62W-2022SC](#) [1084018](#) [1029039](#) [1084017](#) [802-10-012-10-002000](#) [1112640](#) [1112639](#) [000-34000](#) [0009482033](#) [0009507031](#) [57102-S06-03LF](#) [57202-S52-04LF](#) [PCN6-15S-2.5E](#) [0039019024](#) [58102-G61-06LF](#) [582553-1](#) [0009508121](#) [0050291907](#) [018731A](#) [LY20-4P-DT1-P1E-BR](#) [02.125.8002.8](#) [60101931](#) [60598-1 \(Cut Strip\)](#) [M1625-3R/100](#) [61062-3](#) [61082-181009](#) [636-1427](#) [638009-1](#) [641938-9](#) [641991-4](#) [644168-1](#) [647662-1](#) [65039-019ELF](#) [65817-002LF](#) [65817-015LF](#) [65863-015LF](#) [66207-023LF](#) [67016-026LF](#) [67046-001LF](#) [67095-007LF](#) [68002-116](#) [68016-236H](#) [68648-049](#)