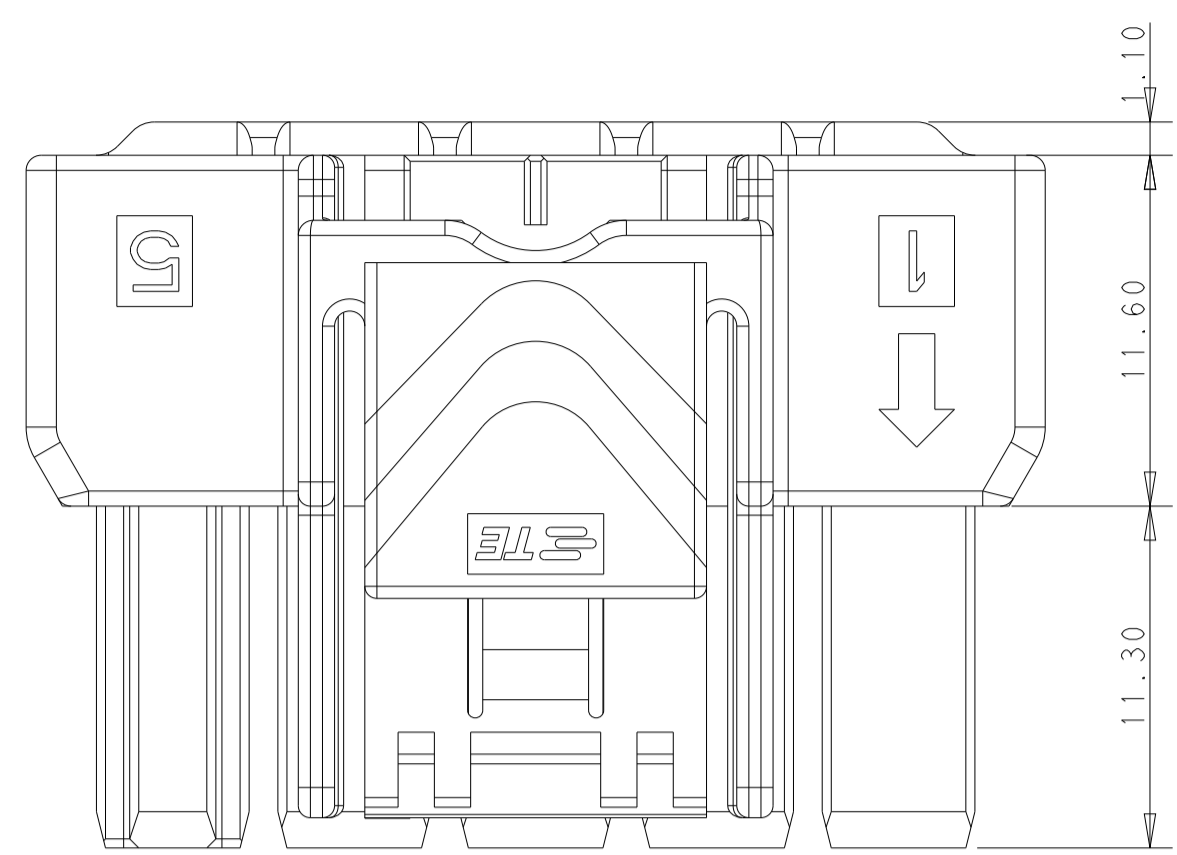
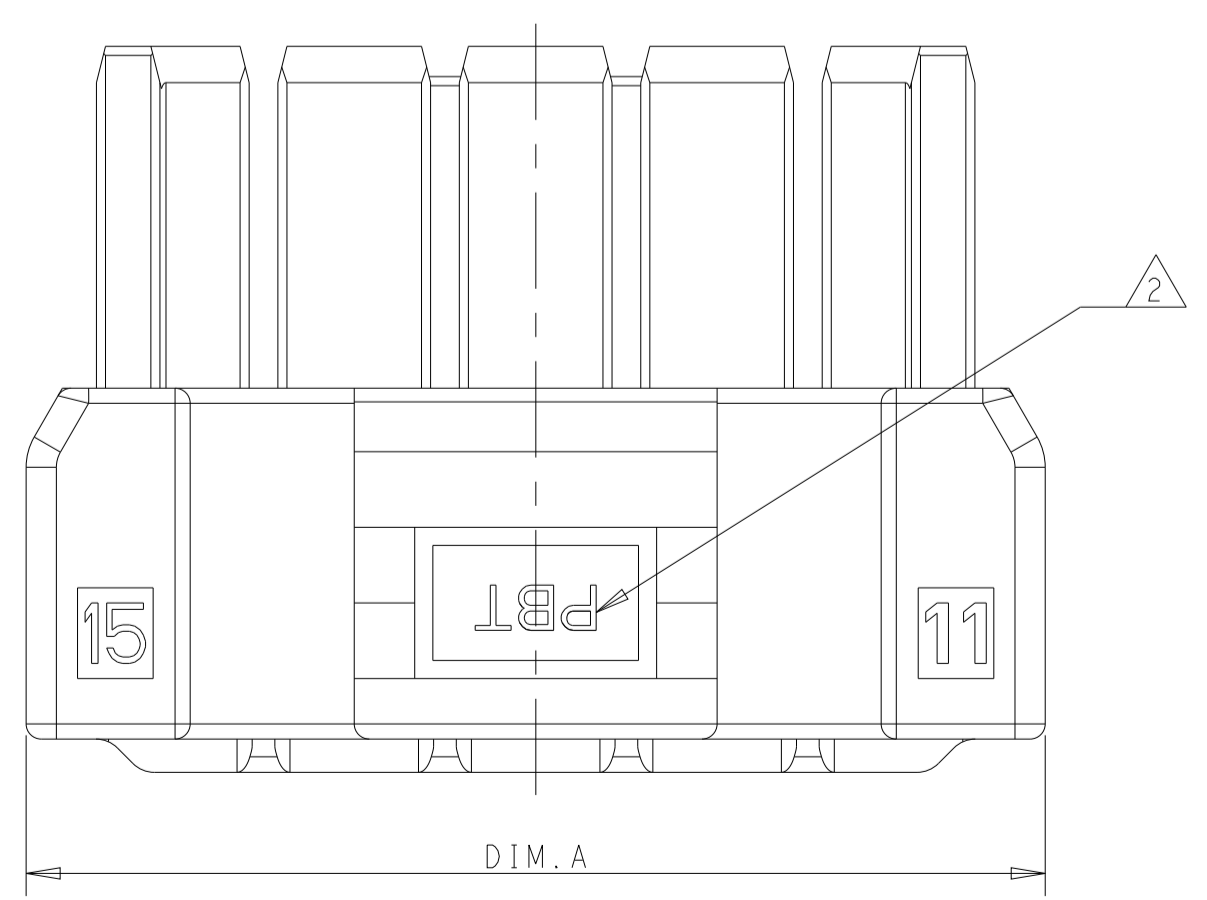
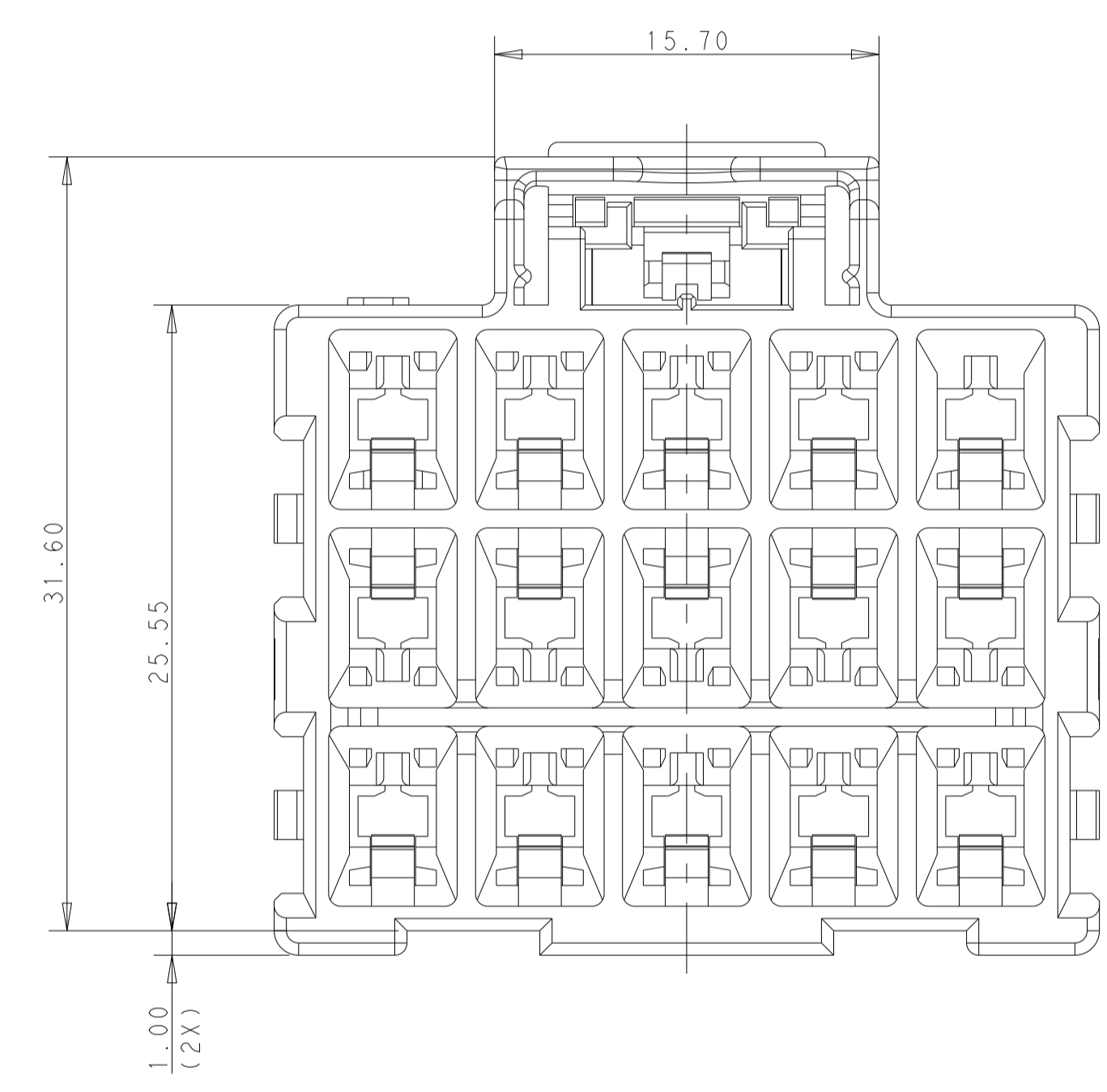
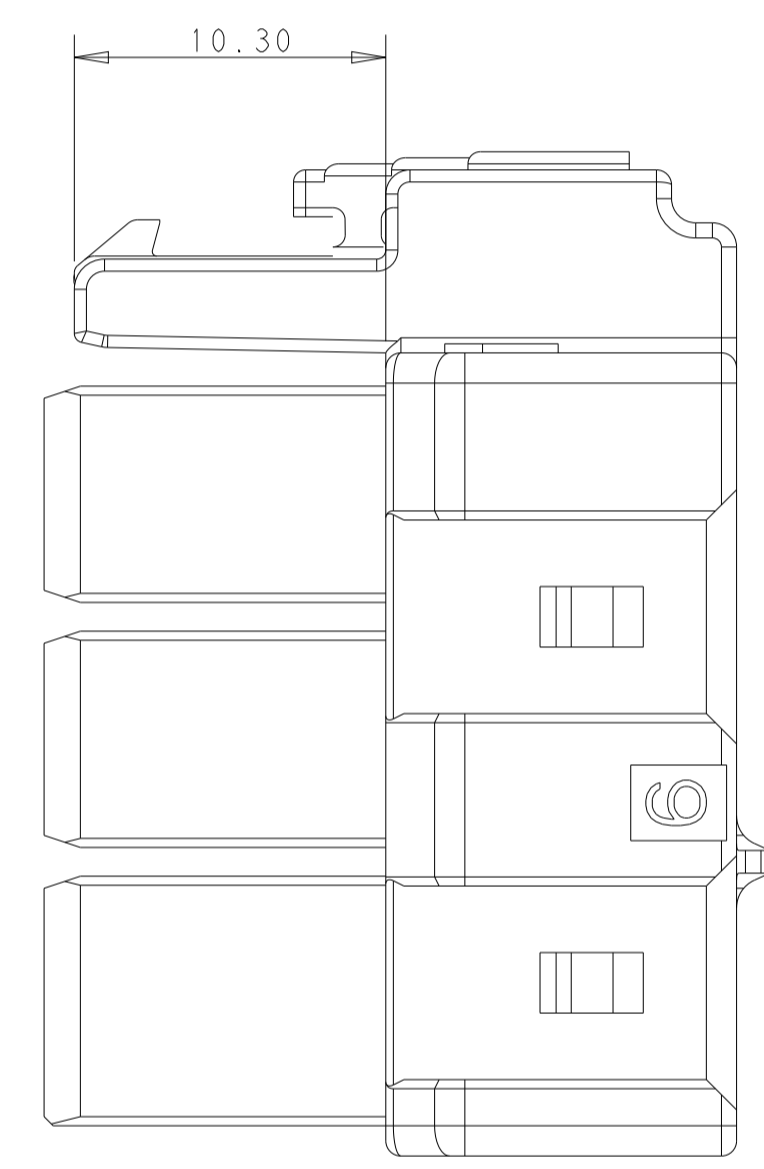
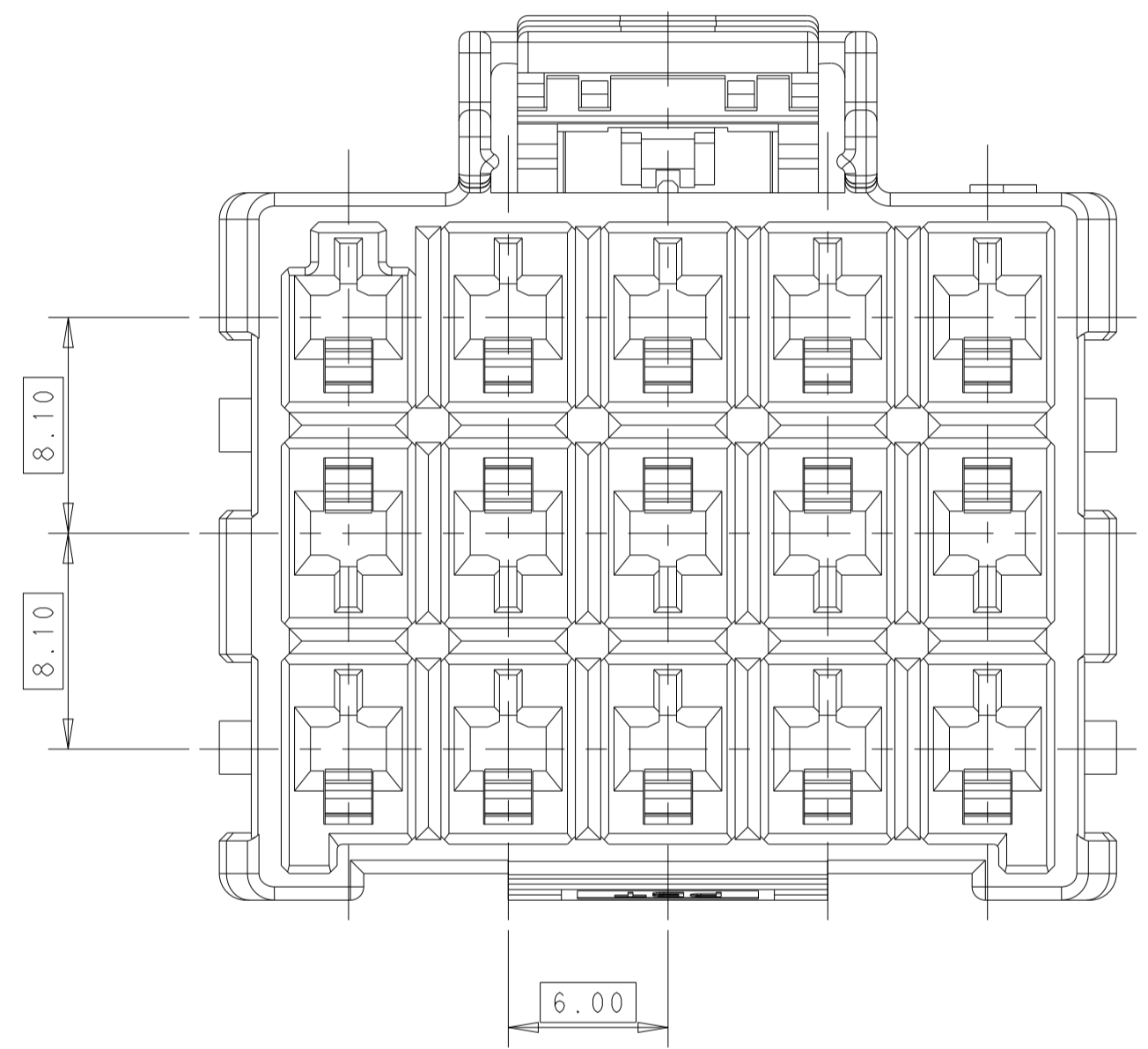


REVISIONS				
P	LTN	DESCRIPTION	DATE	APVD
E		REVISED PER ECR-21-100678	08APR2021	SS VS
F		REVISED PER ECR-20-100915	28APR2021	JP VS



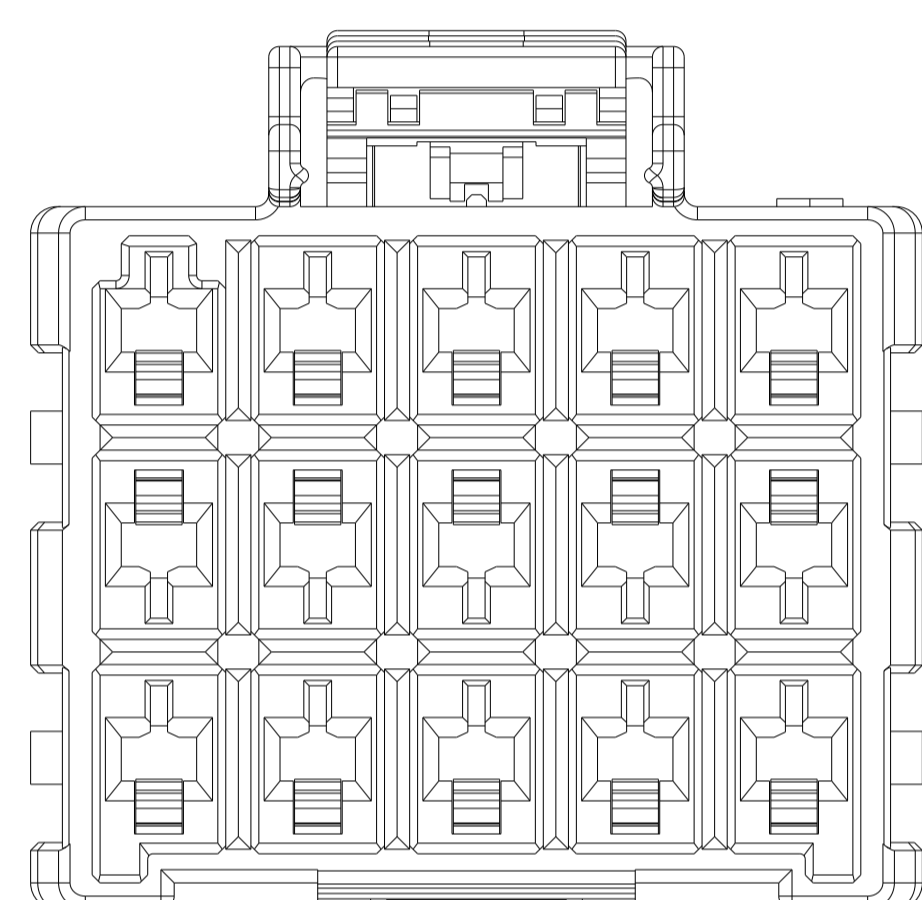
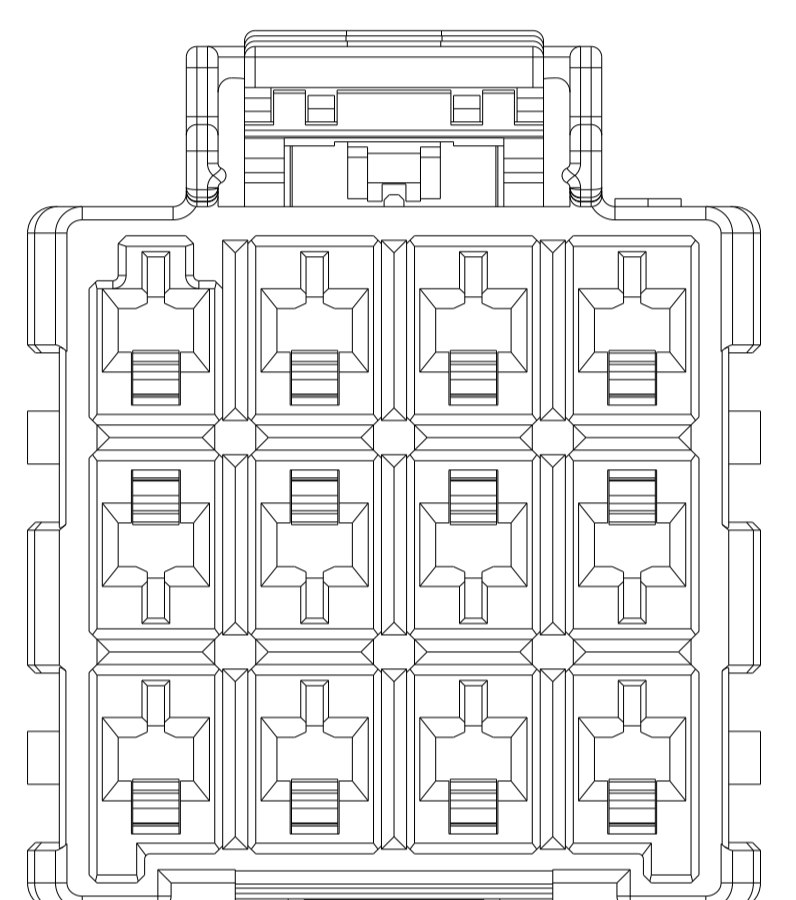
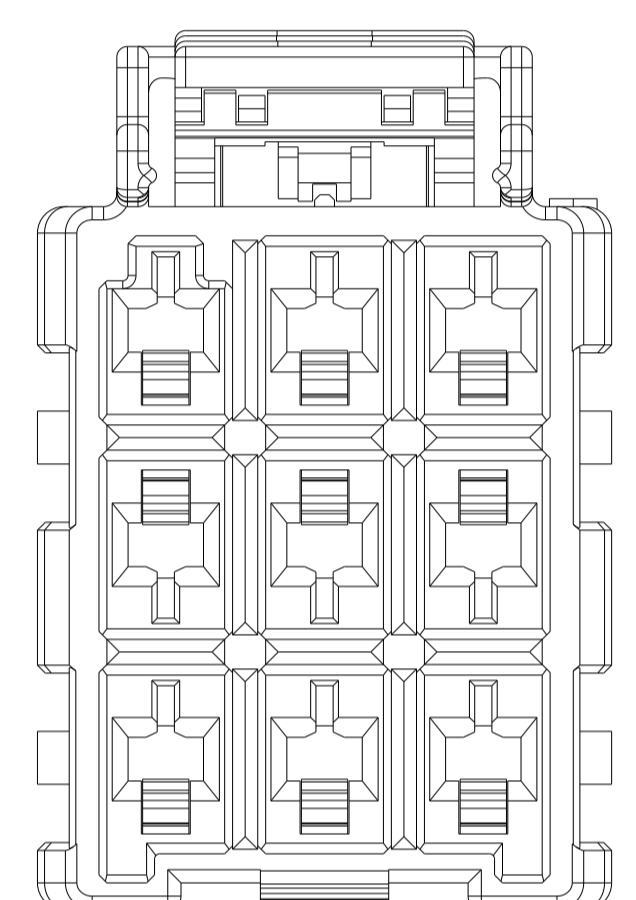
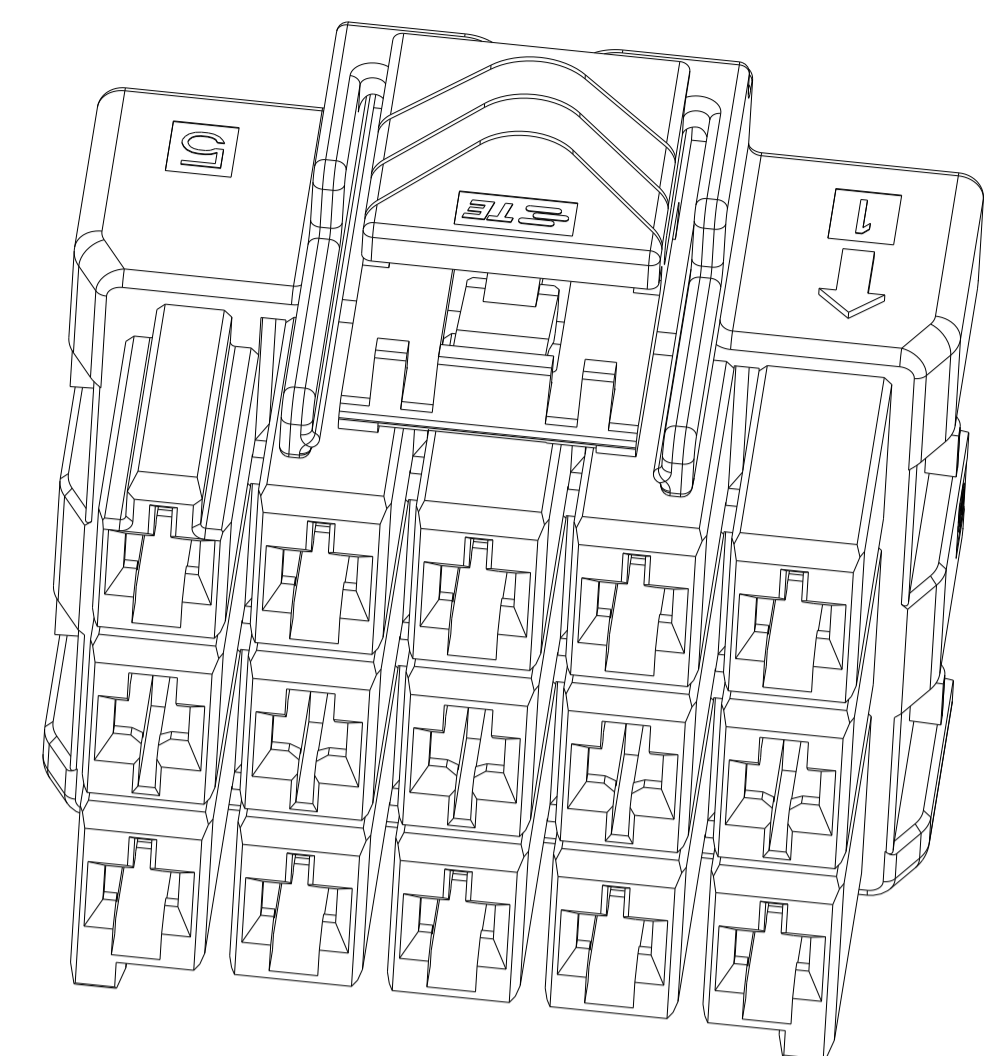
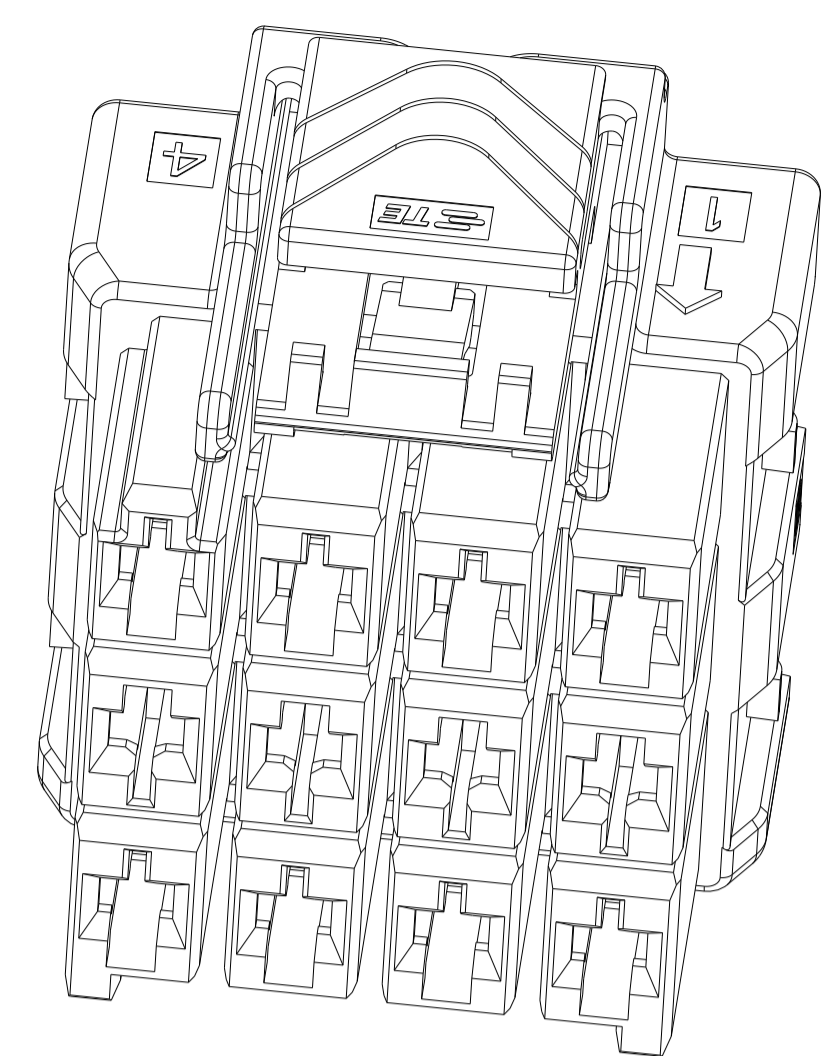
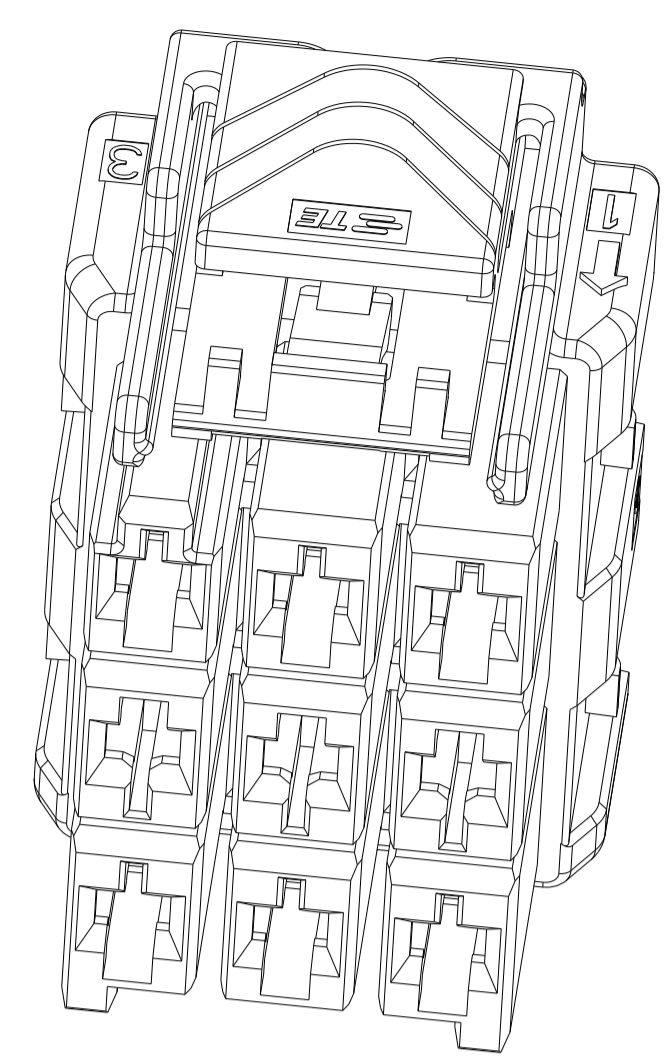
POS.	DIM. A
3*5	33.70
3*4	27.70
3*3	21.70



- △ MATERIAL:  
 LEVEL 1: PBT, STANDARD TEMPERATURE 105°C  
 KEY A: NATURAL; KEY B: PURPLE; KEY C: BLUE; KEY D: YELLOW  
 LEVEL 2: PA66, HIGH TEMPERATURE 150°C  
 KEY A: LIGHT GREY; KEY B: RED; KEY C: BLACK; KEY D: NATURAL
- △ MATERIAL MARK:  
 LEVEL 1: PBT, LEVEL 2: HDT
- 3. APPLICABLE CONTACT P/N  
 RECEPTACLE CONTACT: 1971237/1971779/81/83/85/87-\*, 2238066-\*
- 4. MATING CONN, P/N  
 CAP HSG: \*-1971874/5-\*,  
 DOUBLE ROW LOCK PLATE: \*-1971778-\*, SINGLE ROW LOCK PLATE: \*-1971777-\*
- △ GLOW WIRE COMPLIANT IN ACCORDANCE WITH IEC 60335-1. THIS IS BASED ON THE PRODUCT MEETING A GWEPT 850°C TEST AND RESIN GWIT GREATER THAN OR EQUAL TO 775°C.

THIS DRAWING IS A CONTROLLED DOCUMENT.		OWN TOMMY WU 09JUL2012	TE Connectivity
DIMENSIONS: mm		CHK HAPYE WU 09JUL2012	
TOLERANCES UNLESS OTHERWISE SPECIFIED:		APVD YUHONG MAO 09JUL2012	NAME
0 PLC ±0.35	1 PLC ±0.25	PRODUCT SPEC	PLUG HOUSING, TRIPLE ROW
2 PLC ±0.25	3 PLC ±0.25	APPLICATION SPEC	POWER TRIPLE LOCK
4 PLC ±0.25	ANGLES ±0.5	FINISH	
MATERIAL		SIZE CAGE CODE DRAWING NO	RESTRICTED TO
		114-106118	A100779C=1971876
		WEIGHT	
		Customer Drawing	SCALE 3:1 SHEET 1 OF 2 REV F

REVISIONS				
P	LTN	DESCRIPTION	DATE	APVD
-	-	SEE SHEET 1	-	-

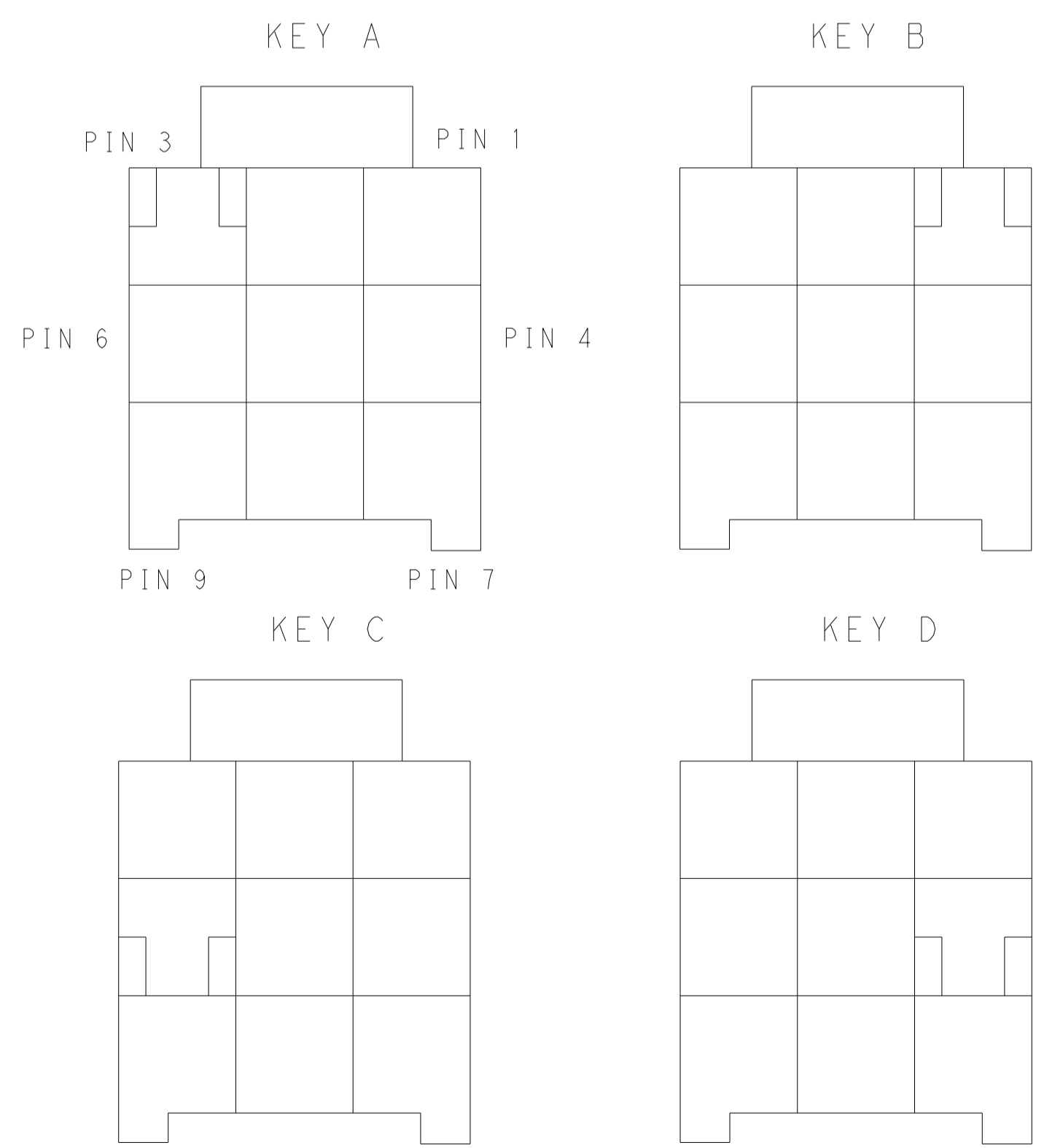


3\*3 POSITIONS

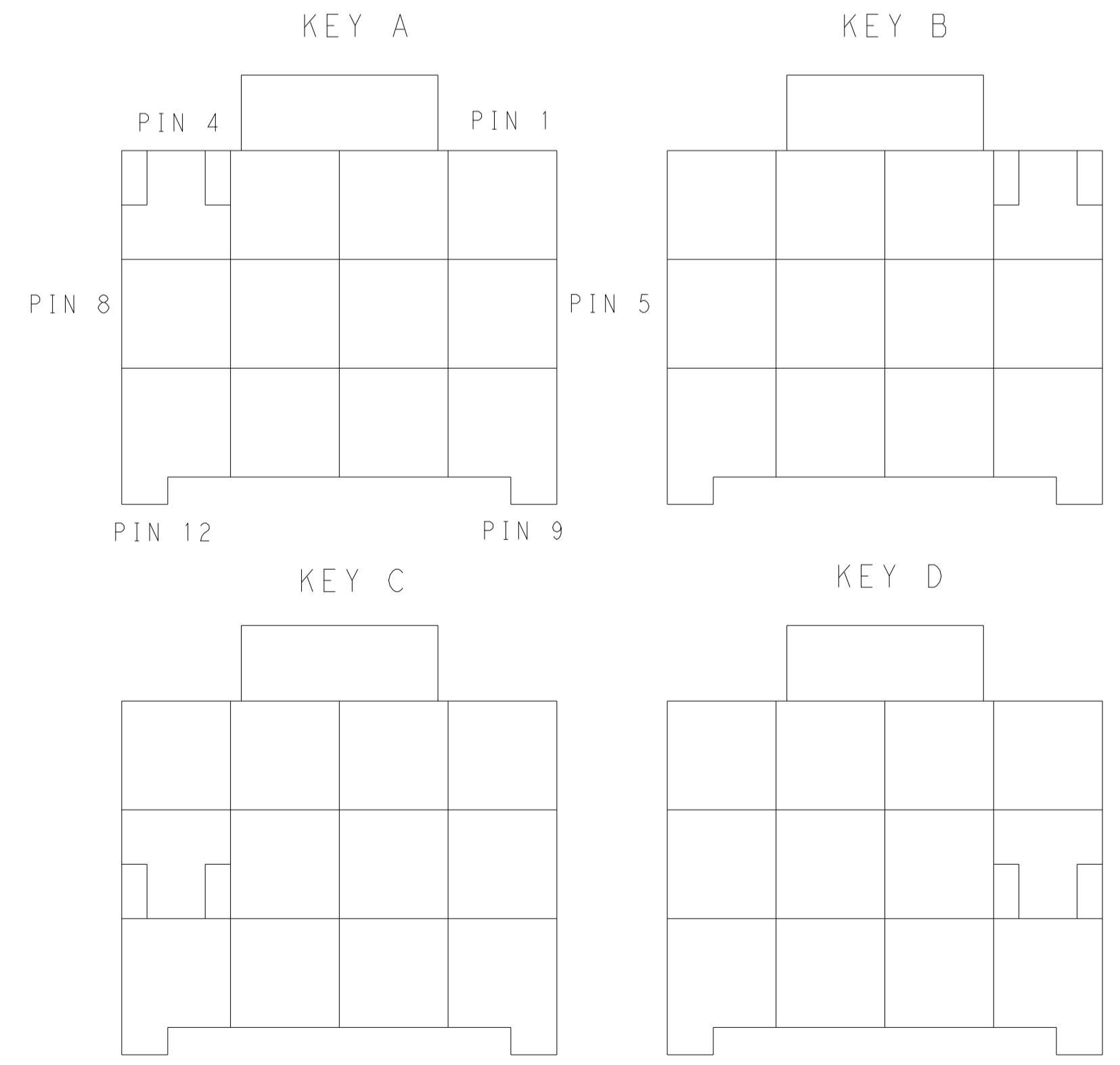
3\*4 POSITIONS

3\*5 POSITIONS

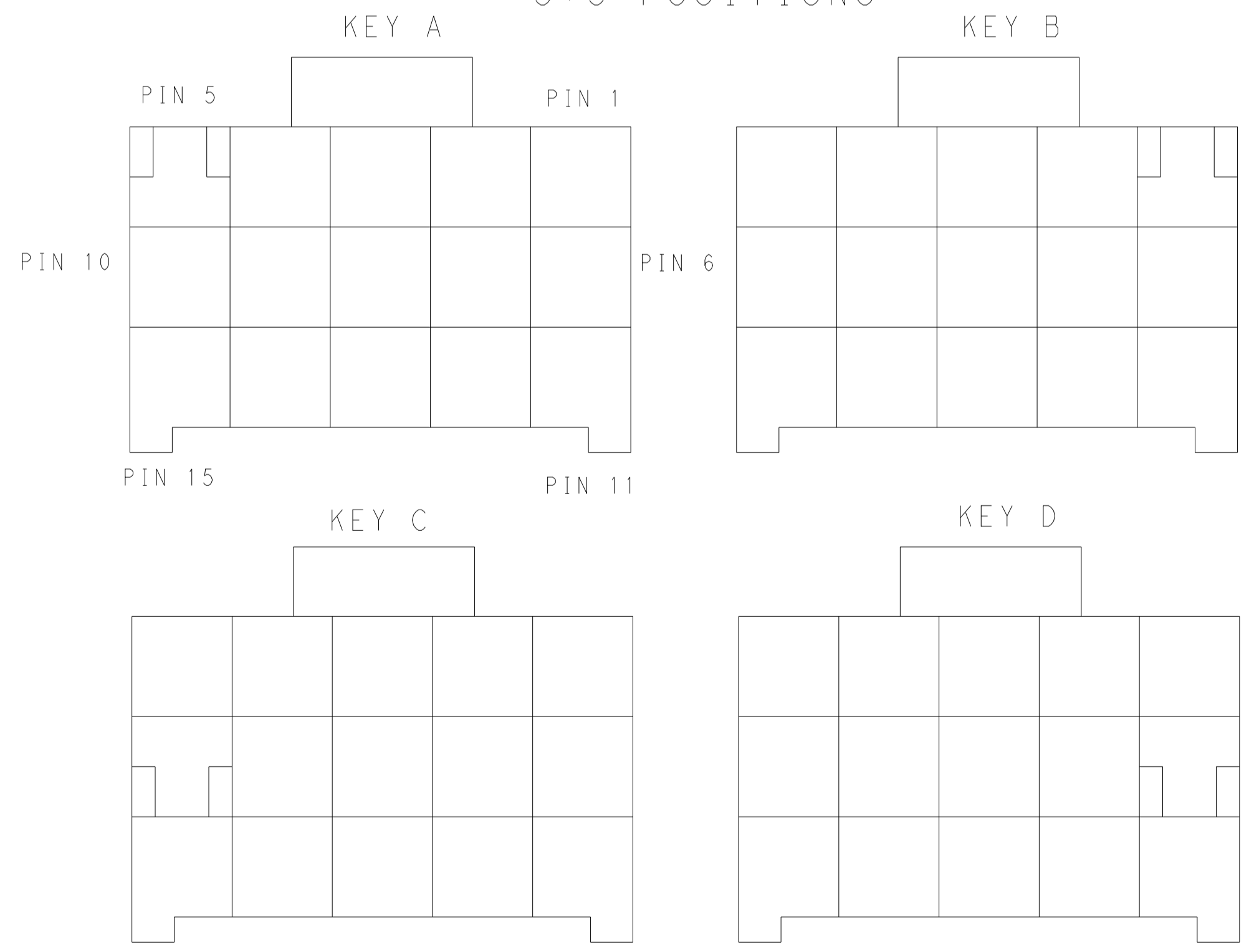
3*5	LEVEL 1	KEY A	1-1971876-7
		KEY B	2-1971876-7
		KEY C	3-1971876-7
		KEY D	4-1971876-7
3*5	LEVEL 2	KEY A	5-1971876-7
		KEY B	6-1971876-7
		KEY C	7-1971876-7
		KEY D	8-1971876-7
3*4	LEVEL 1	KEY A	1-1971876-4
		KEY B	2-1971876-4
		KEY C	3-1971876-4
		KEY D	4-1971876-4
3*4	LEVEL 2	KEY A	5-1971876-4
		KEY B	6-1971876-4
		KEY C	7-1971876-4
		KEY D	8-1971876-4
3*3	LEVEL 1	KEY A	1-1971876-3
		KEY B	2-1971876-3
		KEY C	3-1971876-3
		KEY D	4-1971876-3
3*3	LEVEL 2	KEY A	5-1971876-3
		KEY B	6-1971876-3
		KEY C	7-1971876-3
		KEY D	8-1971876-3
POS.	MATERIAL	KEY	P/N



KEYING FOR 3\*3 POS.



KEYING FOR 3\*4 POS.



KEYING FOR 3\*5 POS.

THIS DRAWING IS A CONTROLLED DOCUMENT.

DIMENSIONS:	TOLERANCES UNLESS OTHERWISE SPECIFIED:	OWN TOMMY WU 09JUL2012	CHK HAPYE WU 09JUL2012	APVD YUHONG MAO 09JUL2012
mm	0 PLC ±0.35 1 PLC ±0.25 2 PLC ±0.25 3 PLC ±0.25 4 PLC ±0.25 ANGLES ±0.5	NAME	PLUG HOUSING, TRIPLE ROW POWER TRIPLE LOCK	
MATERIAL	FINISH	SIZE	CAGE CODE	DRAWING NO
		A1	108-106118	114-106118
		WEIGHT	Customer Drawing	RESTRICTED TO
		SCALE	SHEET 2 OF 2	REV F

TE Connectivity

## X-ON Electronics

Largest Supplier of Electrical and Electronic Components

*Click to view similar products for [Headers & Wire Housings](#) category:*

*Click to view products by [TE Connectivity](#) manufacturer:*

Other Similar products are found below :

[892-18-020-10-001101](#) [58102-G61-06LF](#) [582553-1](#) [0009485154](#) [009176003701906](#) [0050291907](#) [LY20-4P-DT1-P1E-BR](#) [02.125.8002.8](#)  
[609-3404](#) [61062-3](#) [61082-181009](#) [622-3653LF](#) [63453-116](#) [636-1030](#) [636-1427](#) [636-3427](#) [636-4007](#) [641938-9](#) [641991-4](#) [644827-2](#) [65817-](#)  
[010LF](#) [65817-015LF](#) [65863-015LF](#) [66207-023LF](#) [67095-007LF](#) [67601157](#) [68645-018](#) [68648-049](#) [70.362.1628.0](#) [70-4210](#) [70-4226B](#) [70-](#)  
[4853B](#) [707-5020](#) [707-5028](#) [71.350.2428.0](#) [71918-208LF](#) [71961-016LF](#) [733-134](#) [733-162](#) [754199-000](#) [760-3052](#) [79531-3000](#) [FCN-](#)  
[360C032-B](#) [FCN-367T-T012/H](#) [FCN-723D010/2](#) [80.063.4001.1](#) [800-90-010-10-002000](#) [801-43-002-10-013000](#) [801-43-006-10-002000](#)  
[801-93-011-10-001000](#)