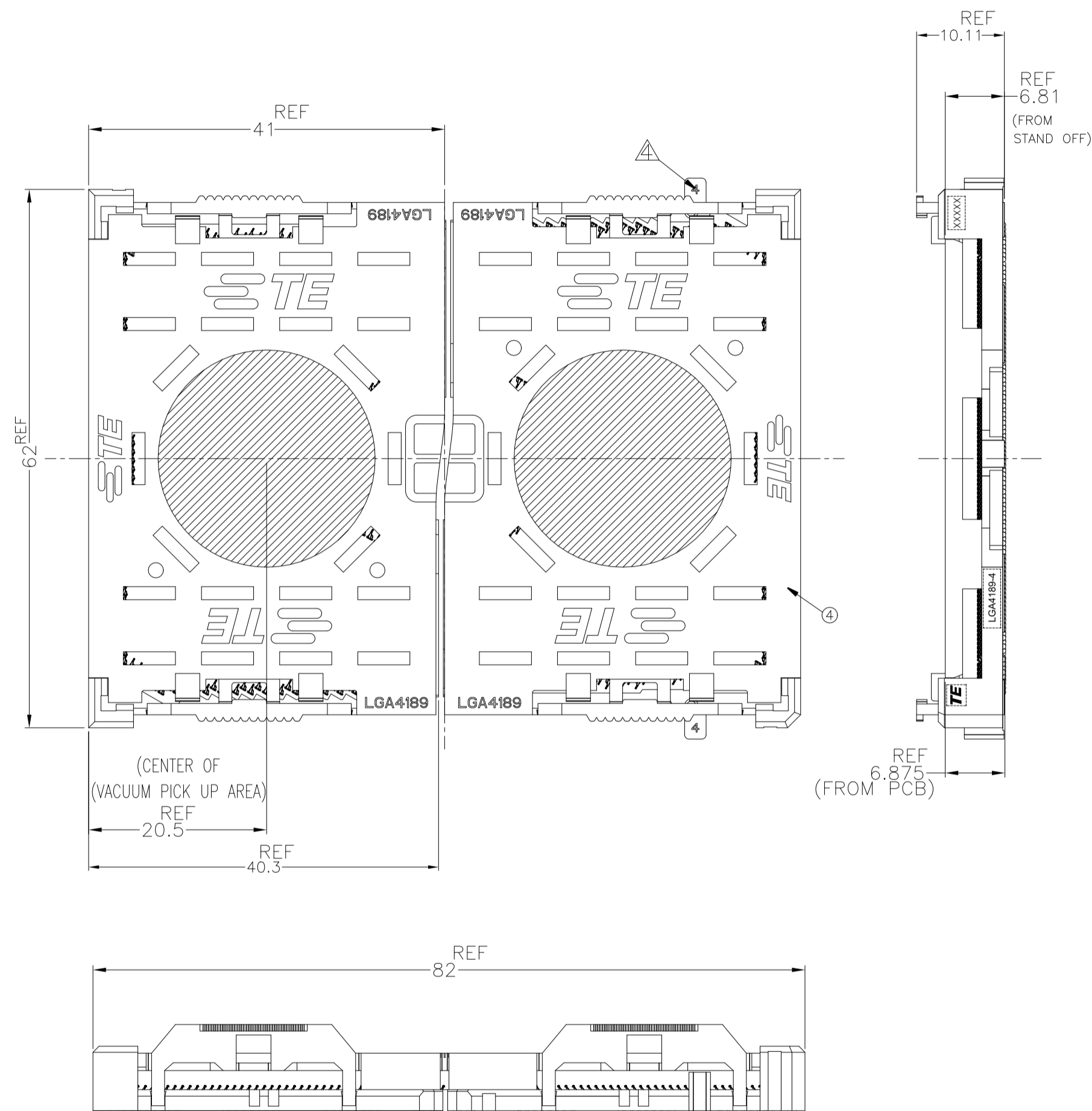


LOC	DIST	REVISIONS					
		P	LTR	DESCRIPTION	DATE	DWN	APVD
ES	-	A		RELEASE DRAWING	31OCT2019	G.L	S.L



1. MATERIAL
- ① HOUSING : HIGH TEMP, THERMO-PLASTIC, UL94V-0, BLACK
 - ② CONTACT : COPPER ALLOY
FINISH : Au PL. SHOW AS Δ AT CONTACT AREA
ON OVERALL OVER Ni UNDER PL. 0.00127 MIN.
 - ③ SOLDER BALL : Sn/Ag/Cu
 - ④ CAP : HIGH TEMP. THERMO-PLASTIC, UL94V-0, NATURAL
- Δ INDICATED DATE CODE , TYCO LOGO, PRODUCT NAME ON THE HSG
 Δ FOR NORMAL ORDER, LEFT AND RIGHT SEGMENT SHOULD ORDER AT SAME TIME
 Δ THE NUMBER INDICATED SOCKET NAME, "4" FOR SOCKET P4, "5" FOR SOCKET P5.
 Δ THE PAD SIZE IS FOR REFERENCE, CUSTOMER CAN FOLLOW INTEL INSTRUCTION TO DESIGN
 Δ THESE DIMENSIONS FOR BACK PLATE SCREW HOLE.

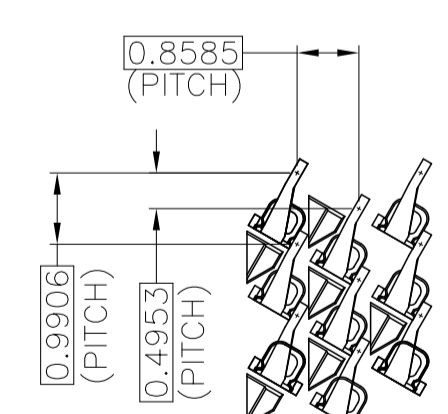
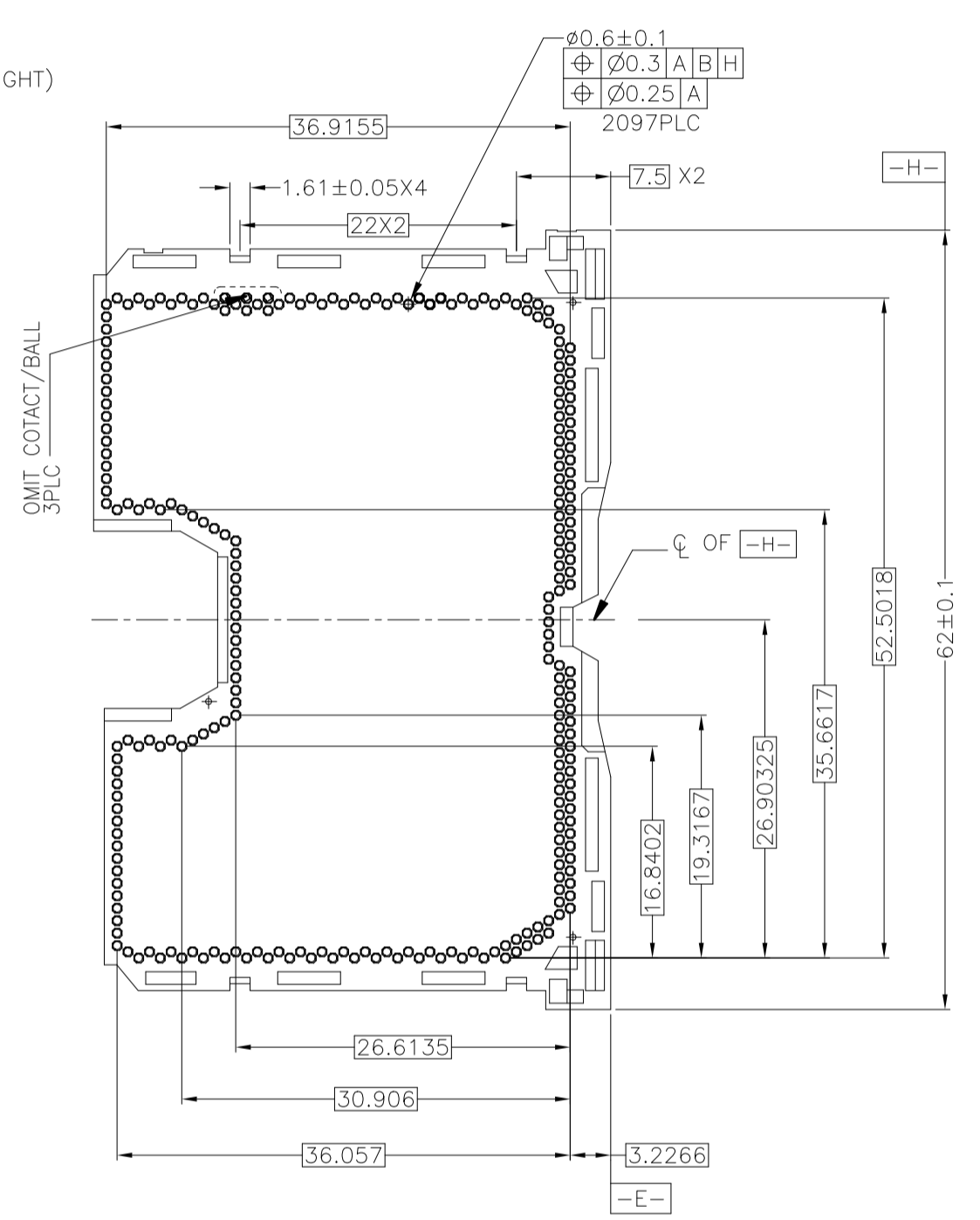
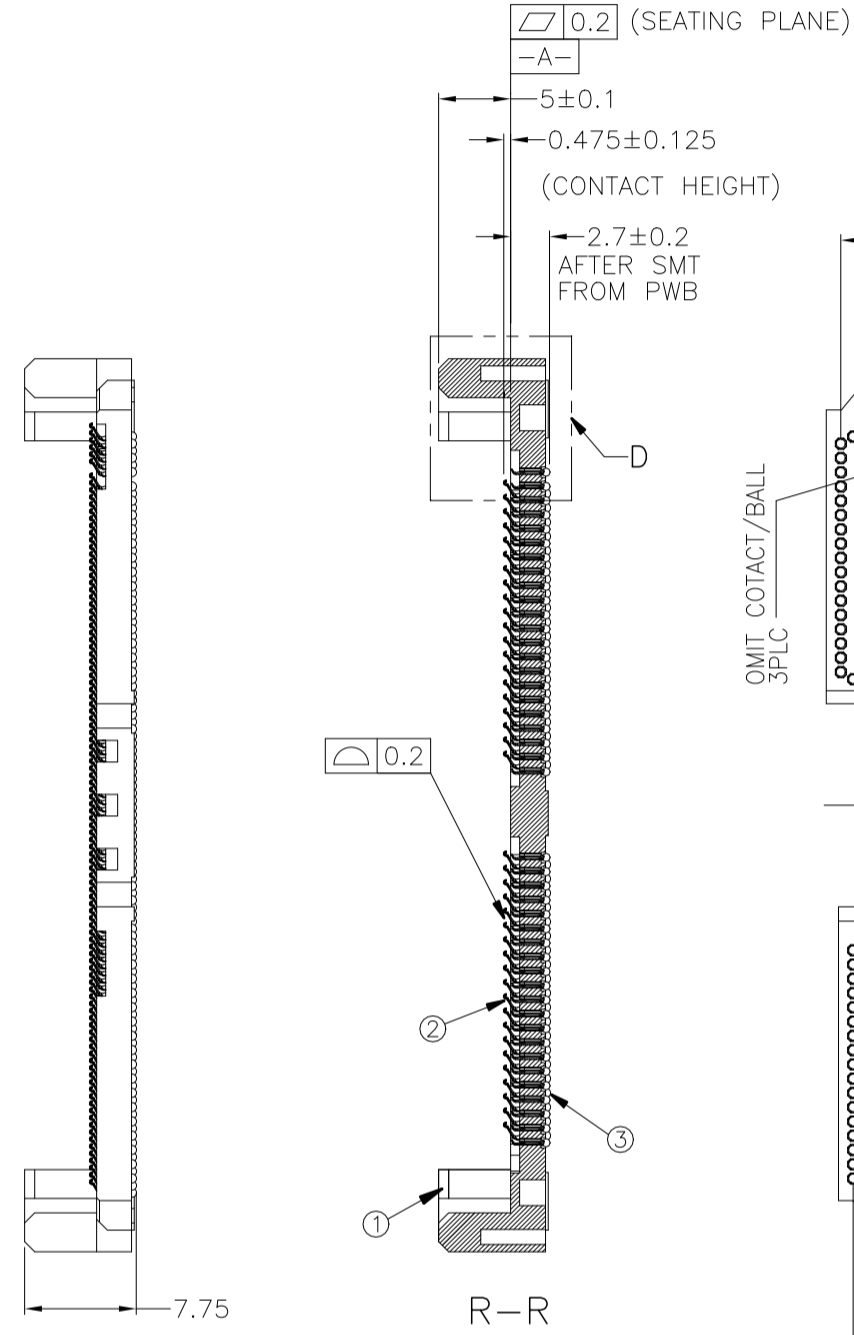
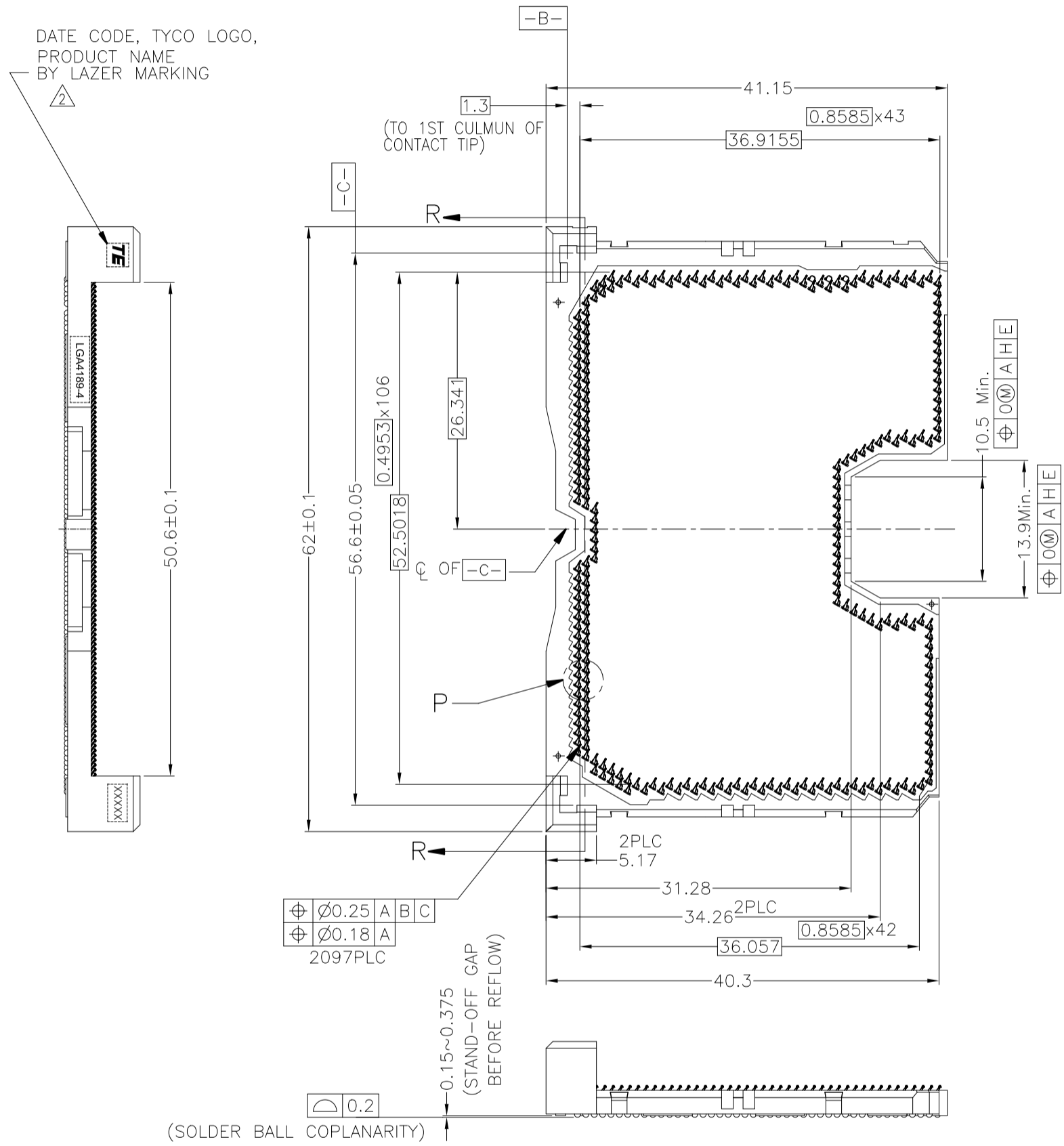
	30u" AU PLATING		15u" AU PLATING		DESCRIPTION
	LGA4189-4 SOCKET P4	LGA4189-5 SOCKET P5	LGA4189-4 SOCKET P4	LGA4189-5 SOCKET P5	
LGA4189-4 RIGHT SEGMENT					
LGA4189-4 LEFT SEGMENT					
LGA4189-5 RIGHT SEGMENT					
LGA4189-5 LEFT SEGMENT					
LGA4189-4 RIGHT SEGMENT					
LGA4189-4 LEFT SEGMENT					
LGA4189-5 RIGHT SEGMENT					
LGA4189-5 LEFT SEGMENT					
	1				1-2324271-1
		1			1-2324271-2
			1		1-2324271-5
				1	1-2324271-6
					1-2324271-3
				1	1-2324271-4
					1-2324271-7
				1	1-2324271-8
PRODUCT WEIGHT (g/SOCKET)	QUANTITY PER UNIT				PACKAGE P/N

AFTER SMT CONDITION (WITH CAP)
 DEMONSTRATION BY SOCKET P4, LGA4189-4

THIS DRAWING IS A CONTROLLED DOCUMENT.		DWN	23AUG2017	TE Connectivity	NAME SOCKET ASSY LGA4189-X
DIMENSIONS: mm		CHK	23AUG2017		
TOLERANCES UNLESS OTHERWISE SPECIFIED:		APVD	23AUG2017		
0-PLC \pm 1-PLC ± 0.3 2-PLC \pm 3-PLC ± 3 4-PLC \pm ANGLES \pm		PRODUCT SPEC	108-115149		
MATERIAL		APPLICATION SPEC	114-115011	SIZE	A2
		FINISH		CAGE CODE	00779
				DRAWING NO	G=2324271
				RESTRICTED TO	-
				CUSTOMER DRAWING	SCALE NTS SHEET 1 OF 7 REV A

LOC		DIST		REVISIONS			
P	LTR	DESCRIPTION	DATE	DWN	APVD		
-	-	SEE SHEET 1	-	-	-		

DATE CODE, TYCO LOGO,
 PRODUCT NAME
 BY LAZER MARKING



THESE VIEW DON'T SHOW CAP
 BEFORE SMT CONDITION
 LGA4189-4 LEFT SIDE ASSY
 1-2323614-* AS SHOWN

THIS DRAWING IS A CONTROLLED DOCUMENT.		DWN	TE Connectivity	
DIMENSIONS: mm		CHK	SOCKET ASSY LGA4189-X	
TOLERANCES UNLESS OTHERWISE SPECIFIED:		APVD	NAME	
0-PLC ±		PRODUCT SPEC	SIZE CAGE CODE DRAWING NO RESTRICTED TO	
1-PLC ±0.3		APPLICATION SPEC	A2 00779 C-2324271	
2-PLC ±		WEIGHT	SCALE NTS SHEET 2 OF 7 REV A	
3-PLC ±		CUSTOMER DRAWING		
4-PLC ±				
ANGLES ±				
FINISH				

LOC	DIST	REVISIONS			
P	LTR	DESCRIPTION	DATE	DWN	APVD
ES	-	SEE SHEET 1	-	-	-

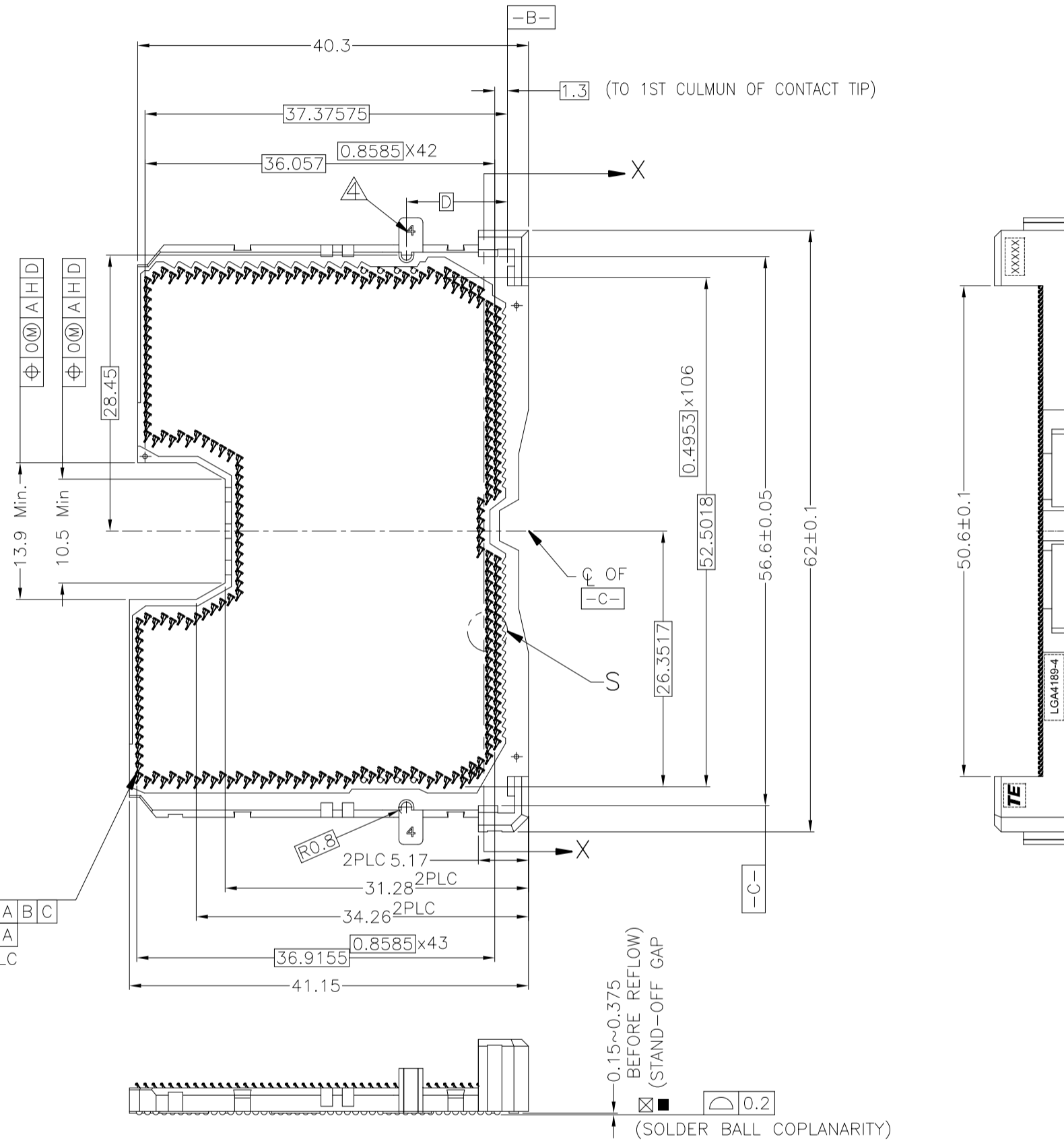
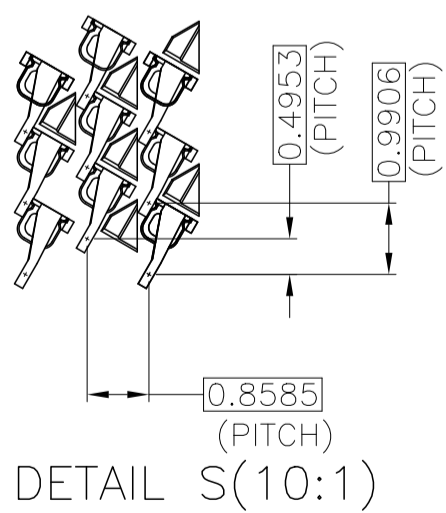
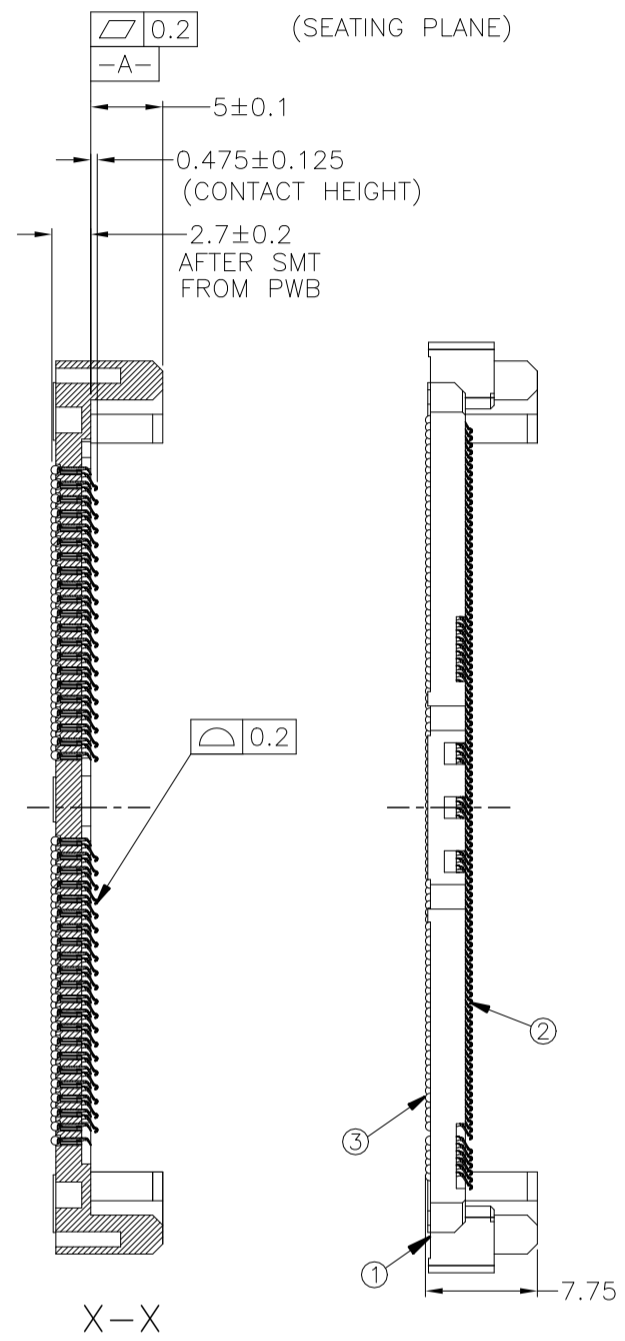
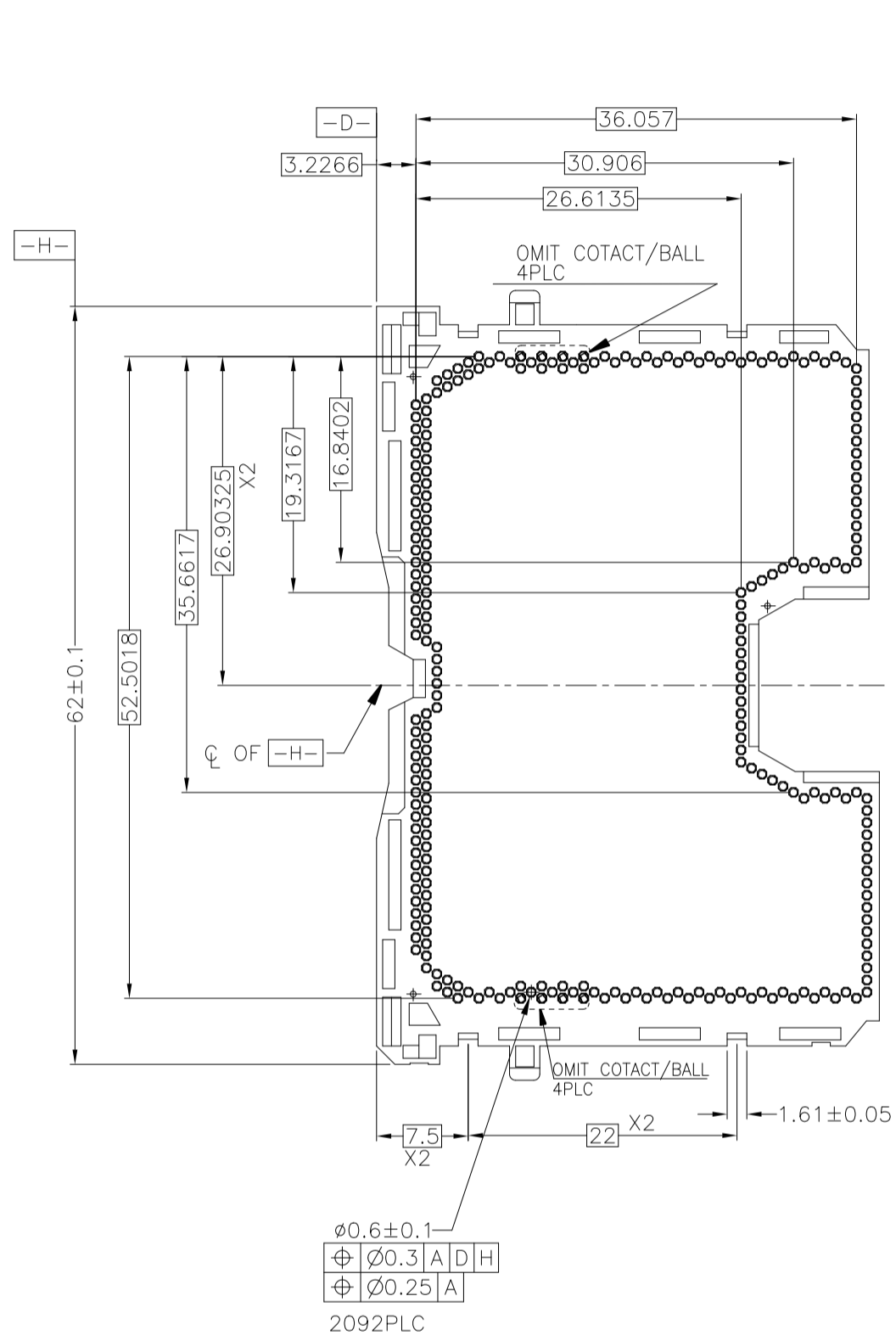


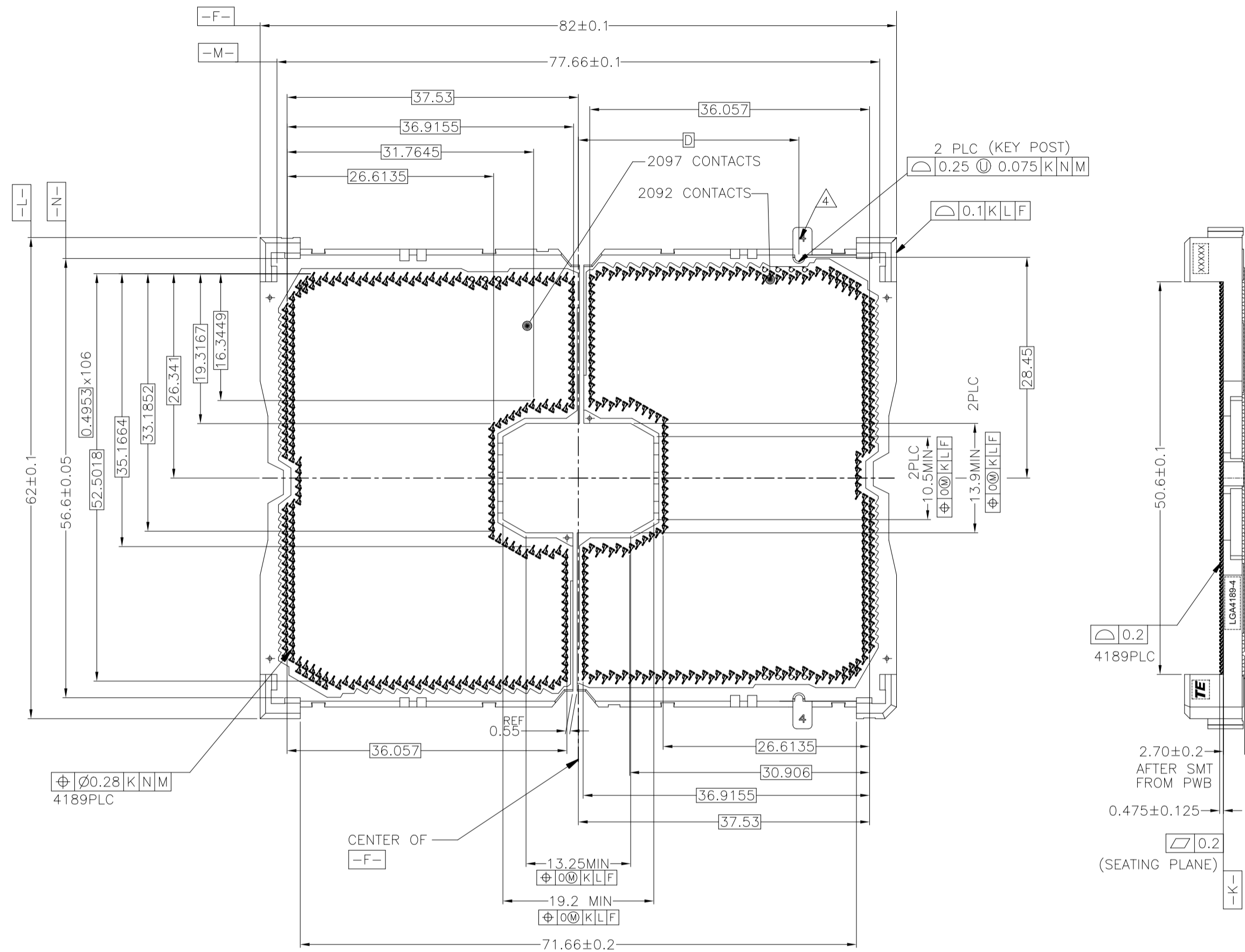
TABLE FOR P4/P5 KEY LOCATION

DESCRIPTION	DIM D
LGA4189 SOCKET P5(RIGHT SEGMENT)	13.415
LGA4189 SOCKET P4(RIGHT SEGMENT)	10.415

THESE VIEW DON'T SHOW CAP BEFORE SMT CONDITION
 LGA4189-4 RIGHT SIDE ASSY
 2323614-* AS SHOWN

THIS DRAWING IS A CONTROLLED DOCUMENT.		DWN	TE Connectivity		
DIMENSIONS: mm		CHK	NAME		
TOLERANCES UNLESS OTHERWISE SPECIFIED:		APVD	PRODUCT SPEC		
0-PLC ±		APVD	APPLICATION SPEC		
1-PLC ±0.3		APVD	WEIGHT		
2-PLC ±		APVD	SIZE A2		
3-PLC ±		APVD	CAGE CODE 00779		
4-PLC ±		APVD	DRAWING NO. 2324271		
ANGLES ±		APVD	RESTRICTED TO		
FINISH		APVD	CUSTOMER DRAWING		
		APVD	SCALE NTS		
		APVD	SHEET 3 OF 7		
		APVD	REV A		

LOC		DIST		REVISIONS			
P	LTR	DESCRIPTION	DATE	DWN	APVD		
-	-	SEE SHEET 1	-	-	-		



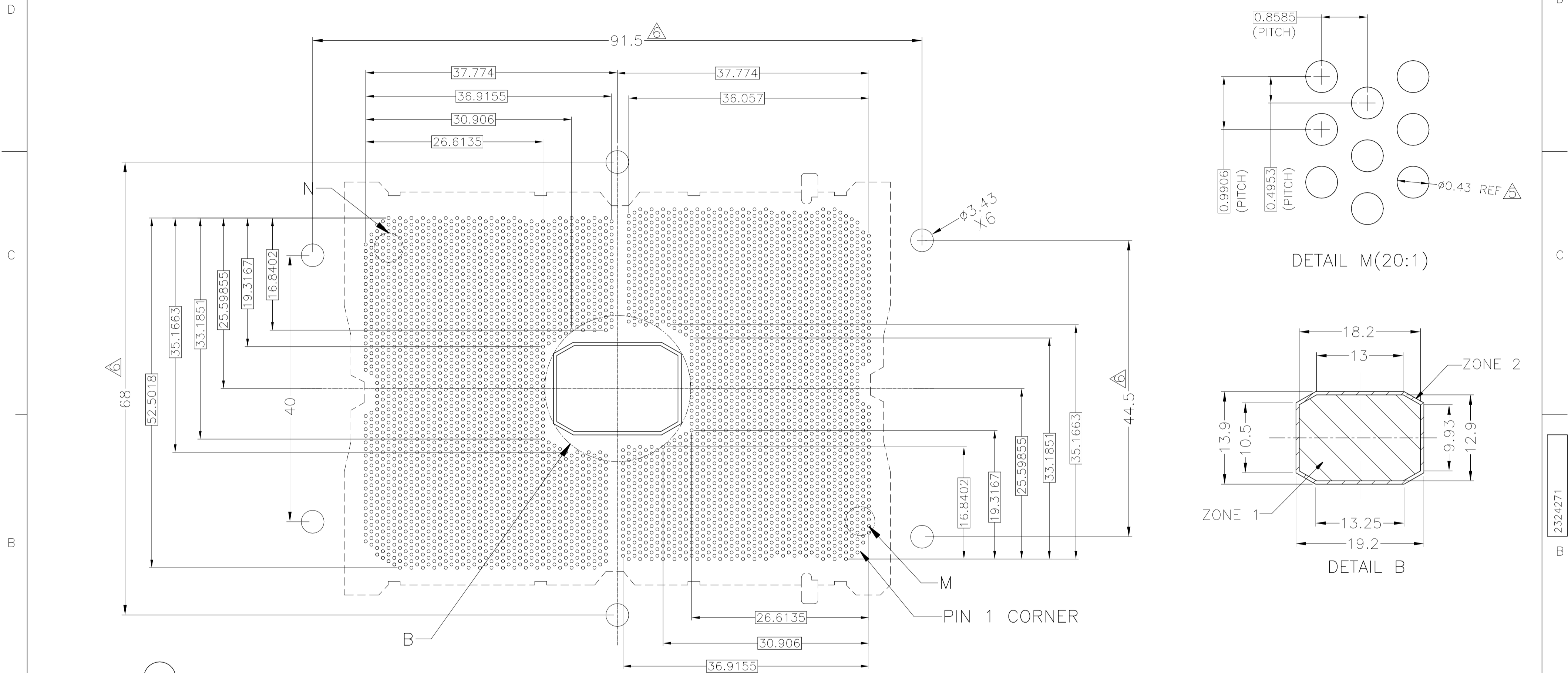
AFTER SMT CONDITION (WITHOUT CAP)

TABLE FOR P4/P5 KEY LOCATION

LGA4189 SOCKET P5(RIGHT SEGMENT)	25.415
LGA4189 SOCKET P4(RIGHT SEGMENT)	28.415
DESCRIPTION	DIM D

THIS DRAWING IS A CONTROLLED DOCUMENT.		DWN	TE Connectivity	
DIMENSIONS: mm		CHK	NAME	
TOLERANCES UNLESS OTHERWISE SPECIFIED:		APVD	SOCKET ASSY	
0-PLC ±		PRODUCT SPEC	LGA2324271-X	
1-PLC ±0.3		APPLICATION SPEC	SIZE	CAGE CODE
2-PLC ±		WEIGHT	A2	00779
3-PLC ±		CUSTOMER DRAWING	DRAWING NO	2324271
4-PLC ±		SCALE	NTS	SHEET
ANGLES ±		RESTRICTED TO	4	OF 7
FINISH		REV	A	

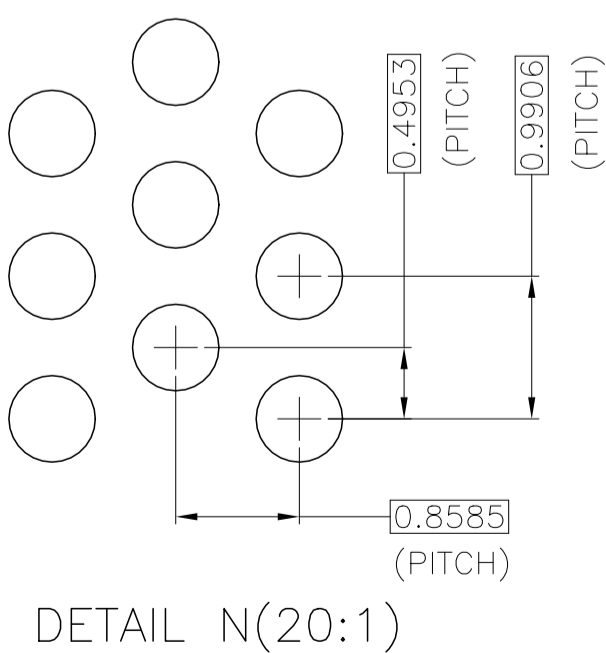
LOC	DIST	REVISIONS			
P	LTR	DESCRIPTION	DATE	DWN	APVD
ES	-	SEE SHEET 1	-	-	-



PCB BALL LAYOUT REFERENCE

KOZ LEGEND FOR REFERENCE:

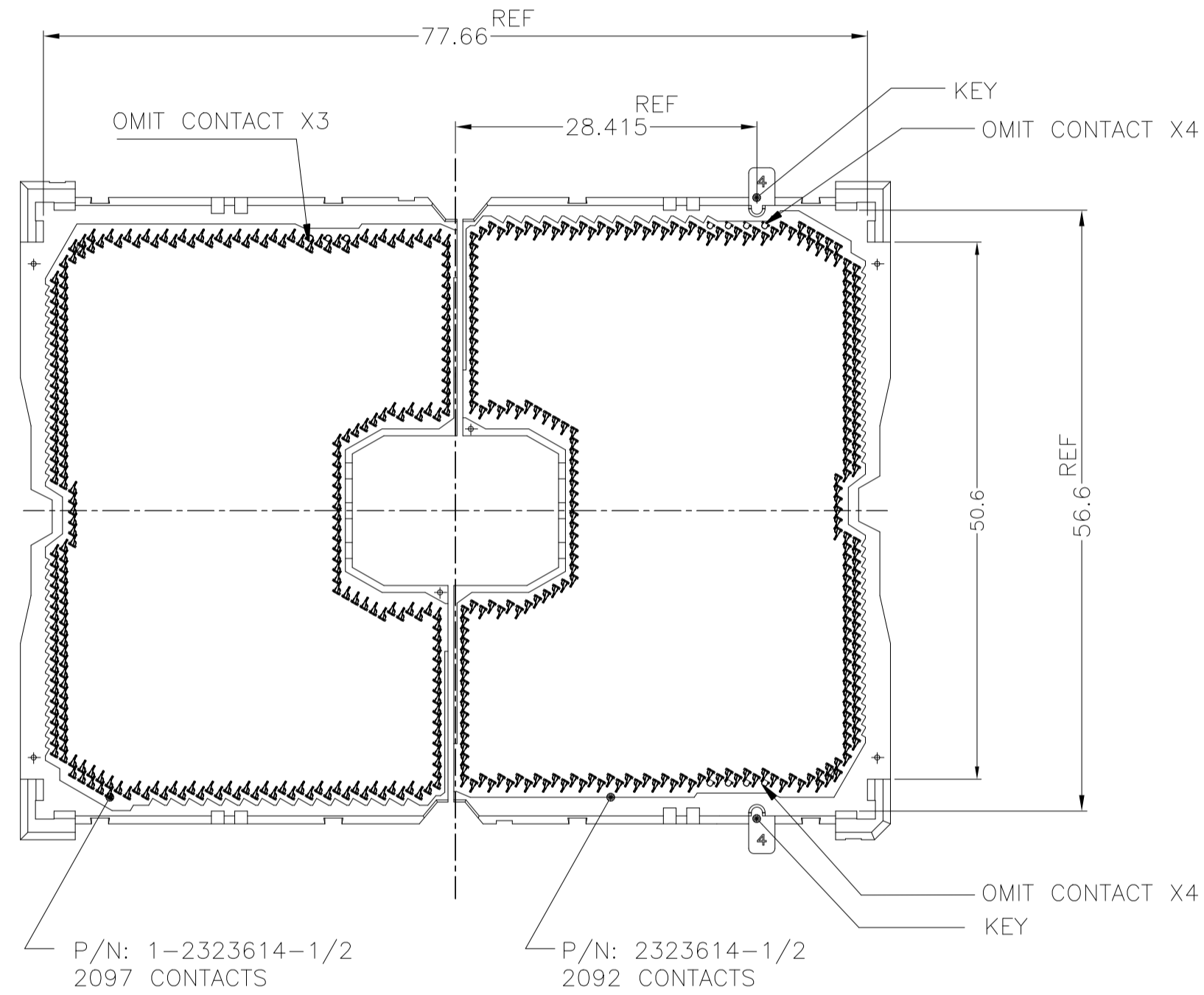
	ZONE 2: SOCKET CAVITY TO SOCKET ZONE. NO COMPONENT PLACEMENT ALLOWED 0.0mm HEIGHT RESTRICTION.
	ZONE 1: SOCKET CAVITY 1.222mm HEIGHT RESTRICTION.



THIS DRAWING IS A CONTROLLED DOCUMENT.		DWN	-		
		CHK	-		
		APVD	-		
DIMENSIONS: mm		NAME			
TOLERANCES UNLESS OTHERWISE SPECIFIED:		PRODUCT SPEC			
0. PLC ±		APPLICATION SPEC			
1. PLC ±0.3		SIZE		RESTRICTED TO	
2. PLC ±		A2		-	
3. PLC ±		CAGE CODE		-	
4. PLC ±		DRAWING NO		-	
ANGLES ±		G=2324271		-	
FINISH		WEIGHT		-	
-		CUSTOMER DRAWING		SCALE NTS SHEET 5 OF 7 REV A	

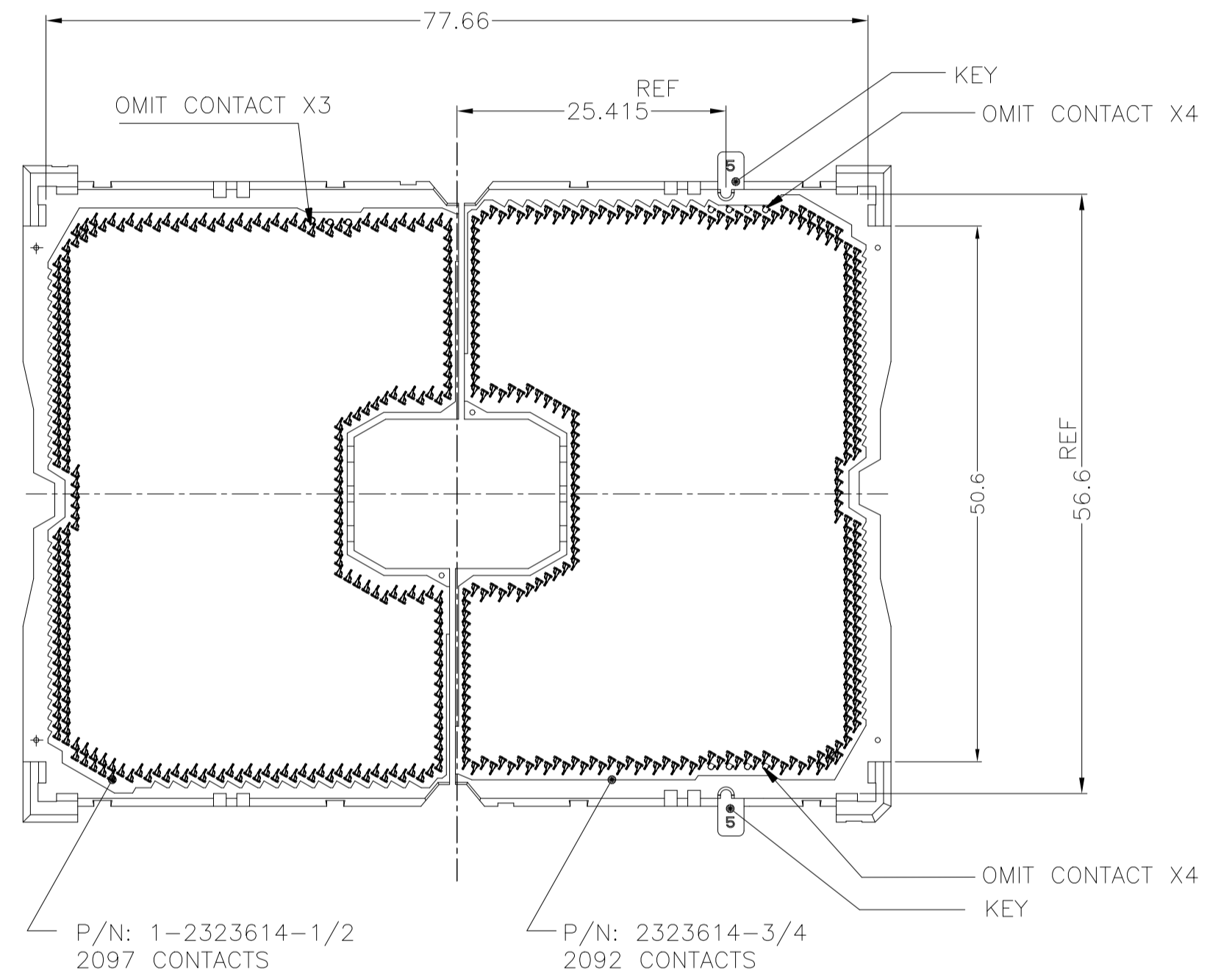
LOC		DIST		REVISIONS			
P	LTR	DESCRIPTION	DATE	DWN	APVD		
-	-	SEE SHEET 1	-	-	-		

SOCKET P4,LGA4189-4 AS SHOWN



LGA4189-4 AS SHOWN
 AFTER SMT CONDITION (WITHOUT CAP)

SOCKET P5,LGA4189-5 AS SHOWN



LGA4189-5 AS SHOWN
 AFTER SMT CONDITION (WITHOUT CAP)

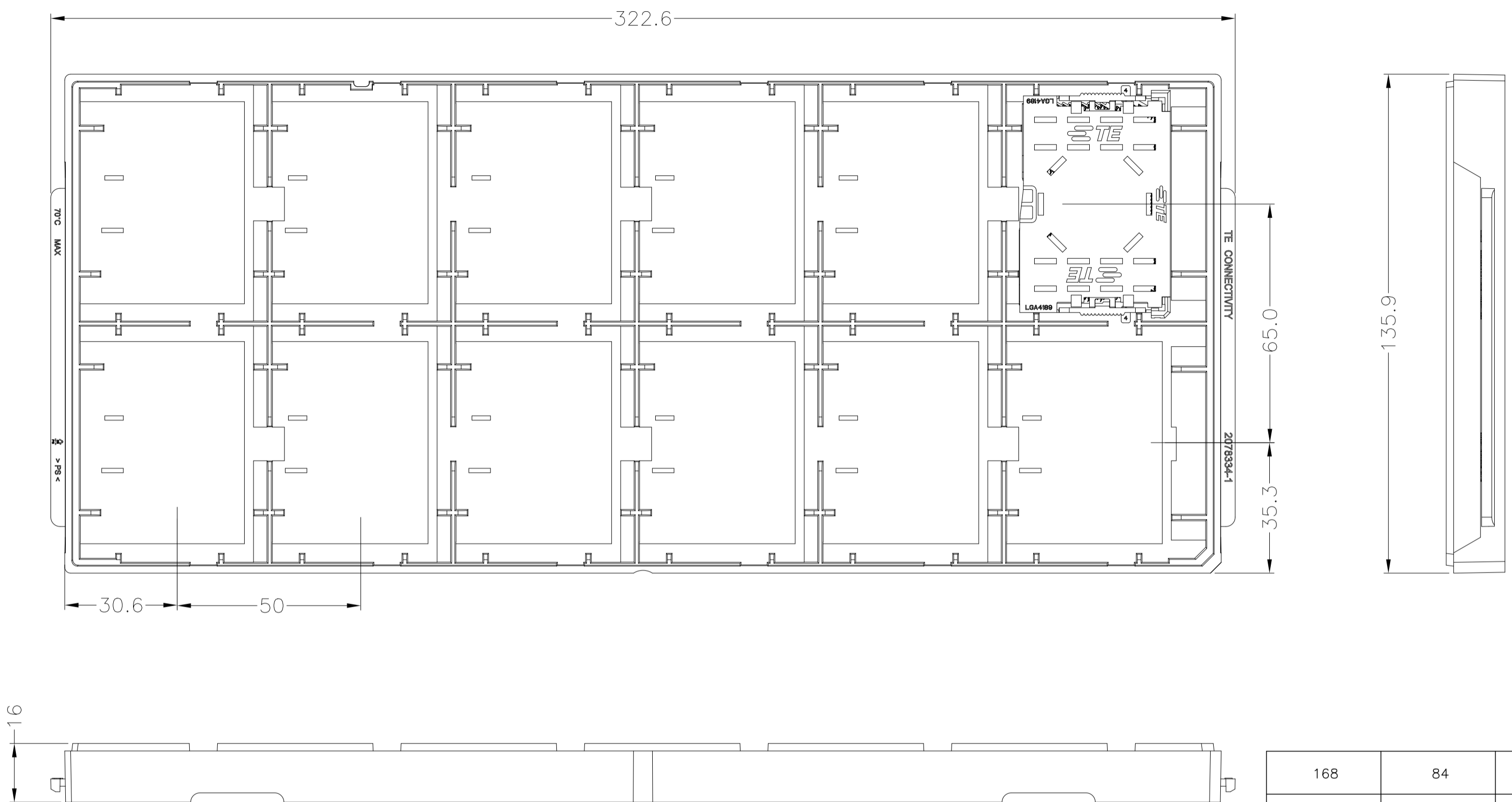
LGA4189-X POST SMT CONDITION
 (PCB IS NOT SHOWN)

2324271

THIS DRAWING IS A CONTROLLED DOCUMENT.		DWN	TE Connectivity	
DIMENSIONS: mm		CHK	NAME	
TOLERANCES UNLESS OTHERWISE SPECIFIED: 0-PLC ± 1-PLC ±0.3 2-PLC ± 3-PLC ±3 4-PLC ± ANGLES ± FINISH		APVD	PRODUCT SPEC APPLICATION SPEC SOCKET ASSY LGA4189-X	
MATERIAL	FINISH	WEIGHT	SIZE	CAGE CODE
-	-	-	A2	00779
		DRAWING NO		RESTRICTED TO
		G=2324271		-
		CUSTOMER DRAWING		SCALE NTS SHEET 6 of 7 REV A

THIS DRAWING IS UNPUBLISHED. RELEASED FOR PUBLICATION
 © COPYRIGHT - Tyco Electronics JAPAN G.K. ALL RIGHTS RESERVED.

LOC	DIST	REVISIONS			
P	LTR	DESCRIPTION	DATE	DWN	APVD
ES	-	SEE SHEET 1	-	-	-



FOR LEFT SEGMENT, USE BLACK TRAY TO PACKAGE.
 FOR RIGHT SEGMENT, USE BLUE TRAY TO PACKAGE.

SOCKET P4/5 HARD TRAY

168	84	12	1-2324271-7	LGA4189-5 RIGHT SEGMENT	LGA4189-5 SOCKET P5
168	84	12	1-2324271-8	LGA4189-5 LFFT SEGMENT	
168	84	12	1-2324271-5	LGA4189-5 RIGHT SEGMENT	
168	84	12	1-2324271-6	LGA4189-5 LFFT SEGMENT	
168	84	12	1-2324271-3	LGA4189-4 RIGHT SEGMENT	LGA4189-4 SOCKET P4
168	84	12	1-2324271-4	LGA4189-4 LFFT SEGMENT	
168	84	12	1-2324271-1	LGA4189-4 RIGHT SEGMENT	
168	84	12	1-2324271-2	LGA4189-4 LFFT SEGMENT	

SOCKET QTY PER OUTER BOX	SOCKET QTY PER INNER BOX	SOCKET QTY PER TRAY	ORDER PART NUMBER	PRODUCT NAME

THIS DRAWING IS A CONTROLLED DOCUMENT.

DWN	-	TE Connectivity SOCKET ASSY LGA4189-X
CHK	-	
APVD	-	
NAME	-	
PRODUCT SPEC	-	SIZE: A2 CAGE CODE: 00779 DRAWING NO: 2324271 RESTRICTED TO: -
APPLICATION SPEC	-	
WEIGHT	-	CUSTOMER DRAWING
SCALE	NTS	SHEET 7 OF 7
REV	A	

X-ON Electronics

Largest Supplier of Electrical and Electronic Components

Click to view similar products for [IC & Component Sockets](#) category:

Click to view products by [TE Connectivity](#) manufacturer:

Other Similar products are found below :

[0066-3-17-15-30-14-02-0](#) [670](#) [672](#) [673](#) [694-13-640-00-672-000](#) [712-93-120-41-001000](#) [714-93-104-31-018000](#) [8059-4G1-LF](#) [807-22-001-10-001101](#) [807-22-001-10-006101](#) [807-22-001-30-011101](#) [807-22-001-30-012101](#) [807-22-001-30-013101](#) [807-22-001-30-014101](#) [8-1437531-4](#) [8150-6P10](#) [833-93-034-10-001000](#) [851-41-006-10-001000](#) [851-43-008-20-001000](#) [851-43-014-20-001000](#) [851-93-006-20-001000](#) [851-93-010-20-001000](#) [853-43-020-10-001000](#) [86.010.0053.0](#) [116-43-308-41-007000](#) [PX-68LCC](#) [121-13-318-41-001000](#) [121-13-320-41-001000](#) [121-13-308-41-001000](#) [123-43-314-41-801000](#) [123-43-420-41-001000](#) [122-13-316-41-001000](#) [123-13-624-41-001000](#) [123-43-306-41-001000](#) [12-3513-11](#) [123-91-320-41-001000](#) [126-43-310-41-002000](#) [AKSUN 37V-T](#) [1437503-9](#) [1437504-1](#) [146-44-308-41-013000](#) [146-43-308-41-012000](#) [160-10-308-00-001000](#) [160-40-320-00-001000](#) [214-99-306-01-670800](#) [232-1270-02-0602](#) [2-382761-4](#) [2-5331677-4](#) [2-640360-3](#) [2801-2-00-50-00-00-07-0](#)