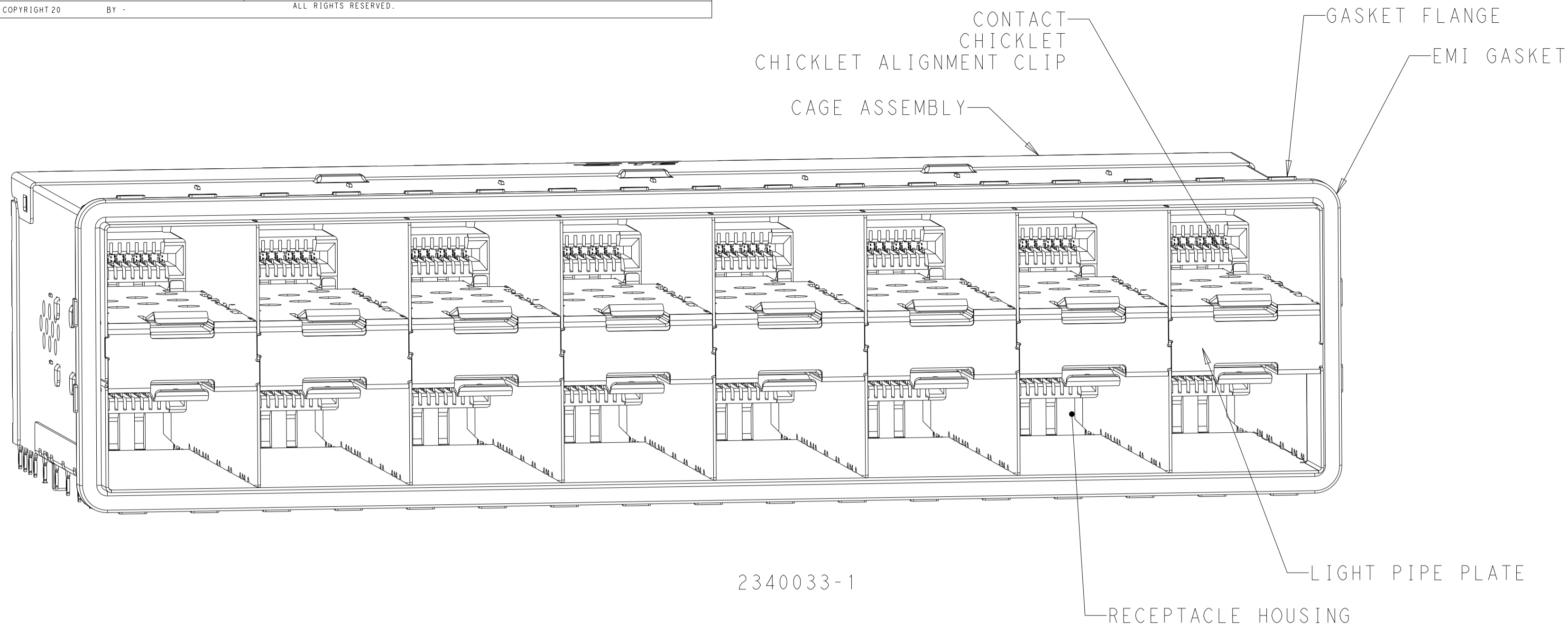


REVISONS		DATE	OWN	APVD
C	REVISED PER ECO-20-014521	13OCT2020	JY	SH
D	ECO-20-017955	26OCT2020	JY	SH
D1	ADD NEW DASH NUMBER 3-2340033-6/7	22APR2021	SZ	SZ



- MATERIALS:**
 CAGE ASSEMBLY - NICKEL-SILVER ALLOY PER ASTM B 122
 CONNECTOR HOUSING - LCP, BLACK, UL 94V-0 RATED
 CHICKLET - LCP, BLACK, UL 94V-0 RATED
 CHICKLET ALIGNMENT CLIP - LCP, BLACK, UL 94V-0 RATED
 CONTACT - COPPER ALLOY
 EMI GASKET - ELASTOMERIC
 GASKET FLANGE - STAINLESS STEEL
 EMI SPRINGS - PHOSPHOR BRONZE PER ASTM B 103,
 0.8µm MIN TIN PER ASTM B 545
 LIGHT PIPE - POLYCARBONATE
 LIGHT PIPE PLATE - STAINLESS STEEL

- CONTACT FINISH:**
 0.76µm MIN GOLD PER ASTM B 844 AT MATING INTERFACE,
 1.25µm MIN MATTE TIN PER ASTM B 545 AT PCB INTERFACE
 ALLOVER 2.54µm MIN NICKEL PER QQ-N-290.

- PCB MINIMUM THICKNESS = 1.5mm

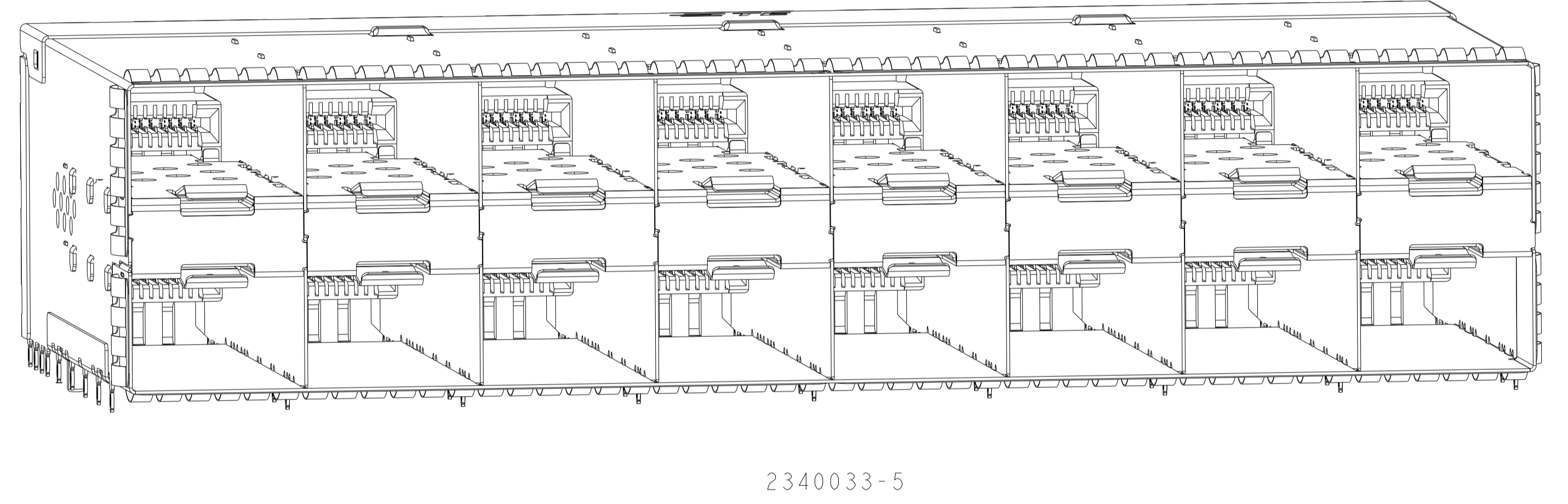
- △ FOR HOLE SIZE AND PLATINGS,
 SEE APPLICATION SPECIFICATION 114-13319

- △ LIGHT PIPE PAD LAYOUT IS FOR 0805 LOW PROFILE
 LED PACKAGE WITH A HEIGHT OF 0.8mm

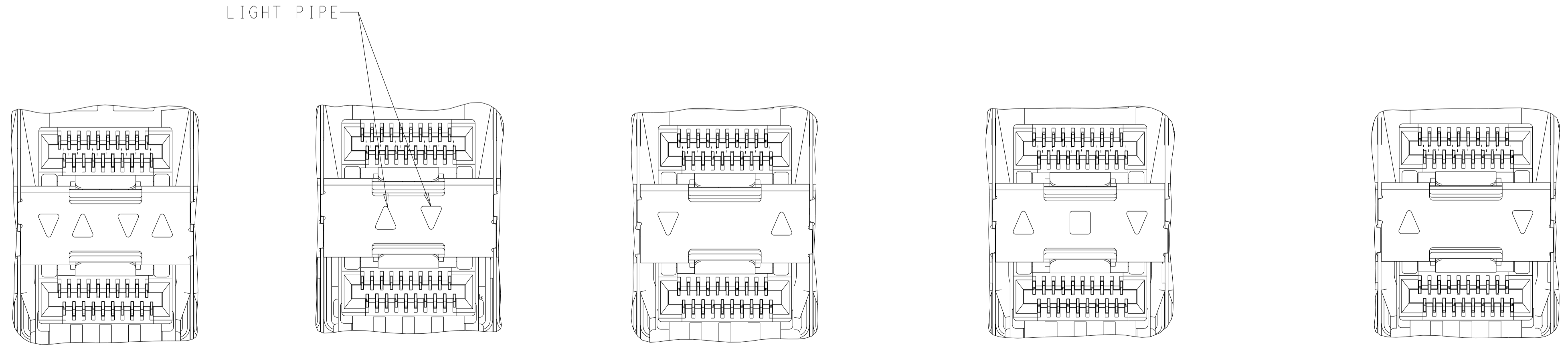
- △ DIMENSIONS APPLY FOR EMI SPRINGS ONLY

- △ THE ENTIRE AREA OF THE CONNECTOR FOOTPRINT,
 INDICATED BY THE DASHED LINE, TO BE CONSIDERED
 THE KEEPOUT AREA FOR COMPONENTS AND SIGNAL TRACES,
 TOP SIDE ONLY, TOP SIDE TRACES ALLOWED WITHIN
 CONNECTOR HOLE PATTERN

- △ THE DIMENSIONS APPLY TO 4-2340033-0 ONLY.



116.5	THERMAL HOLE TOP SURFACE	INNER	4-2340033-0
116.5	EMI SPRINGS, CUSTOMIZED VENT HOLES	NONE	3-2340033-7
116.5	EMI SPRINGS, CUSTOMIZED VENT HOLES	INNER	3-2340033-6
116.5	EMI SPRING AIRFLOW ENHANCE TYPE	REVERSED OUTER	3-2340033-5
116.5	EMI SPRINGS, CUSTOMIZED THERMAL ENHANCE	INNER	3-2340033-4
116.5	EMI SPRINGS, TAPE AIRFLOW ENHANCE TYPE	NONE	3-2340033-3
119.25	EMI GASKET LOW PROFILE FLANGE	INNER	3-2340033-2
116.5	EMI SPRINGS AIRFLOW ENHANCE TYPE	NONE	3-2340033-1
119.25	EMI GASKET AIRFLOW ENHANCE TYPE	NONE	3-2340033-0
116.5	EMI SPRINGS	REVERSED OUTER	2-2340033-0
		CENTER/REVERSED OUTER	1-2340033-9
119.25	EMI GASKET	REVERSED OUTER	1-2340033-8
		CENTER/REVERSED OUTER	1-2340033-7
116.5	EMI SPRING WITH NICKEL PLATING ONLY	OUTER	1-2340033-2
		INNER	1-2340033-1
		INNER/OUTER	1-2340033-0
		NONE	2340033-9
116.5	EMI SPRINGS	OUTER	2340033-8
		INNER	2340033-7
		INNER/OUTER	2340033-6
		NONE	2340033-5
119.25	EMI GASKET	OUTER	2340033-4
		INNER	2340033-3
		INNER/OUTER	2340033-2
		NONE	2340033-1
(E)	CAGE TYPE	LIGHT PIPE CONFIGURATION	PART NUMBER



INNER/OUTER LIGHT PIPE
 2340033-2, 2340033-6
 SCALE 4:1

INNER LIGHT PIPE
 2340033-3, 2340033-7
 4-2340033-0
 SCALE 4:1

OUTER LIGHT PIPES
 2340033-4, 2340033-8
 SCALE 4:1

CENTER/REVERSED OUTER LIGHT PIPES
 1-2340033-7, 1-2340033-9
 SCALE 4:1

REVERSED OUTER LIGHT PIPES
 1-2340033-8, 2-2340033-0
 SCALE 4:1

THIS DRAWING IS A CONTROLLED DOCUMENT.

OWN: J. WANG 26 JUL 2018
 CHK: S. HAN 26 JUL 2018
 APVD: S. HAN 26 JUL 2018

DIMENSIONS: mm
 TOLERANCES UNLESS OTHERWISE SPECIFIED:
 0 PLC ±0.25
 1 PLC ±0.25
 2 PLC ±0.25
 3 PLC ±0.25
 4 PLC ±0.25
 ANGLES ±°
 FINISH ±µm

MATERIAL: SEE NOTES
 FINISH: SEE NOTES

WEIGHT: -
 CUSTOMER DRAWING

NAME: RECEPTACLE ASSEMBLY, 2X8, STACKED, SFP56
 PRODUCT SPEC: 108-2481
 APPLICATION SPEC: 114-13319

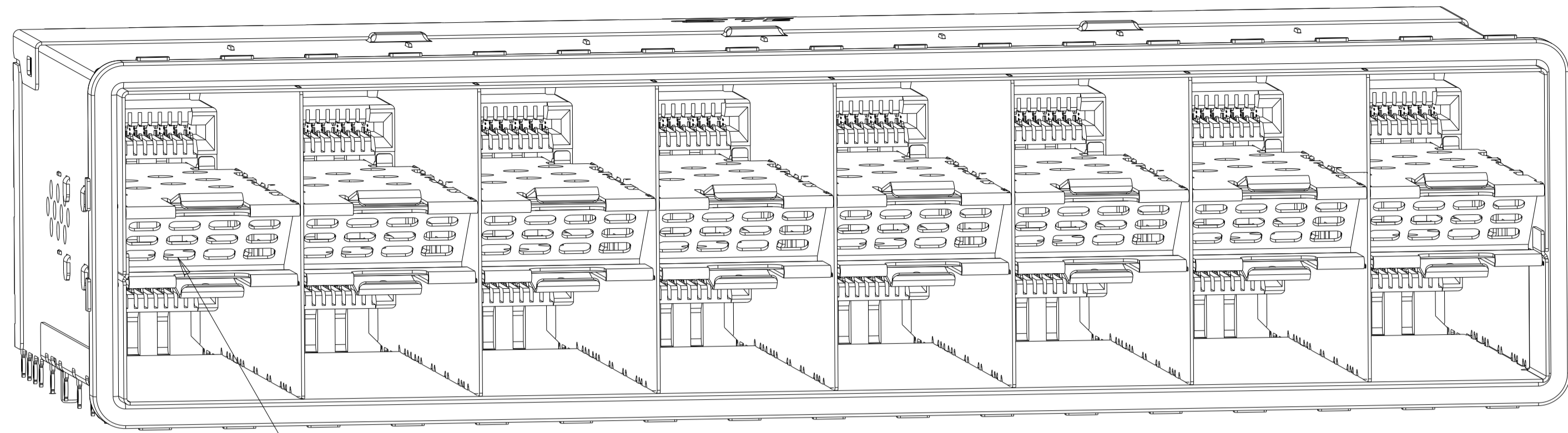
SIZE: A1
 CAGE CODE: 00779
 DRAWING NO: 2340033

RESTRICTED TO: -
 SCALE: 1:1
 SHEET: 1 OF 8
 REV: D1

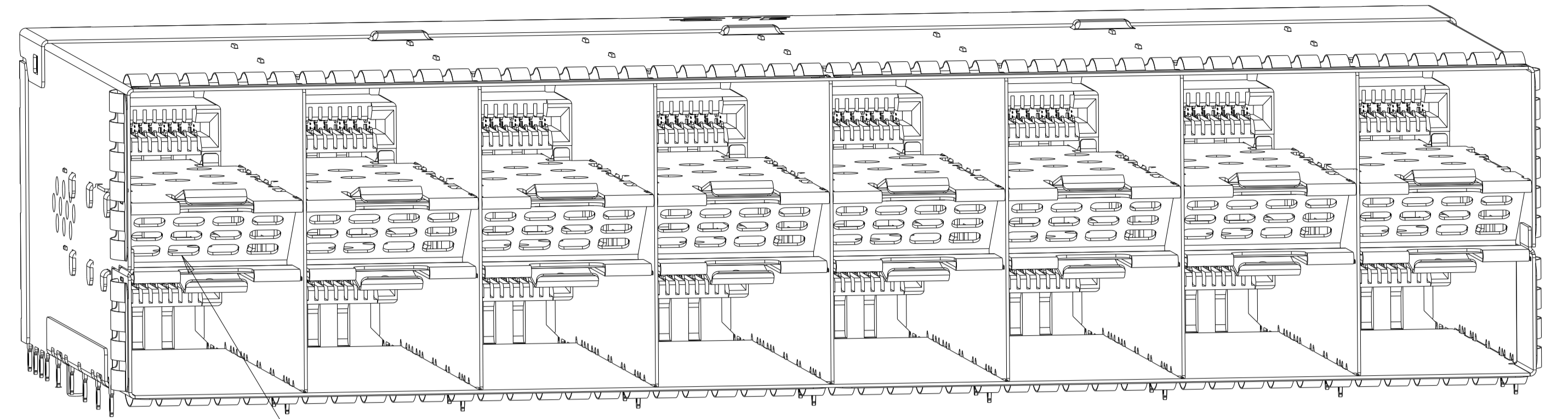
4805 (3/11)

LOC		DIST		REVISIONS			
GP	00	P	LYR	DESCRIPTION	DATE	OWN	APVD
		-		SEE SHEET 1			

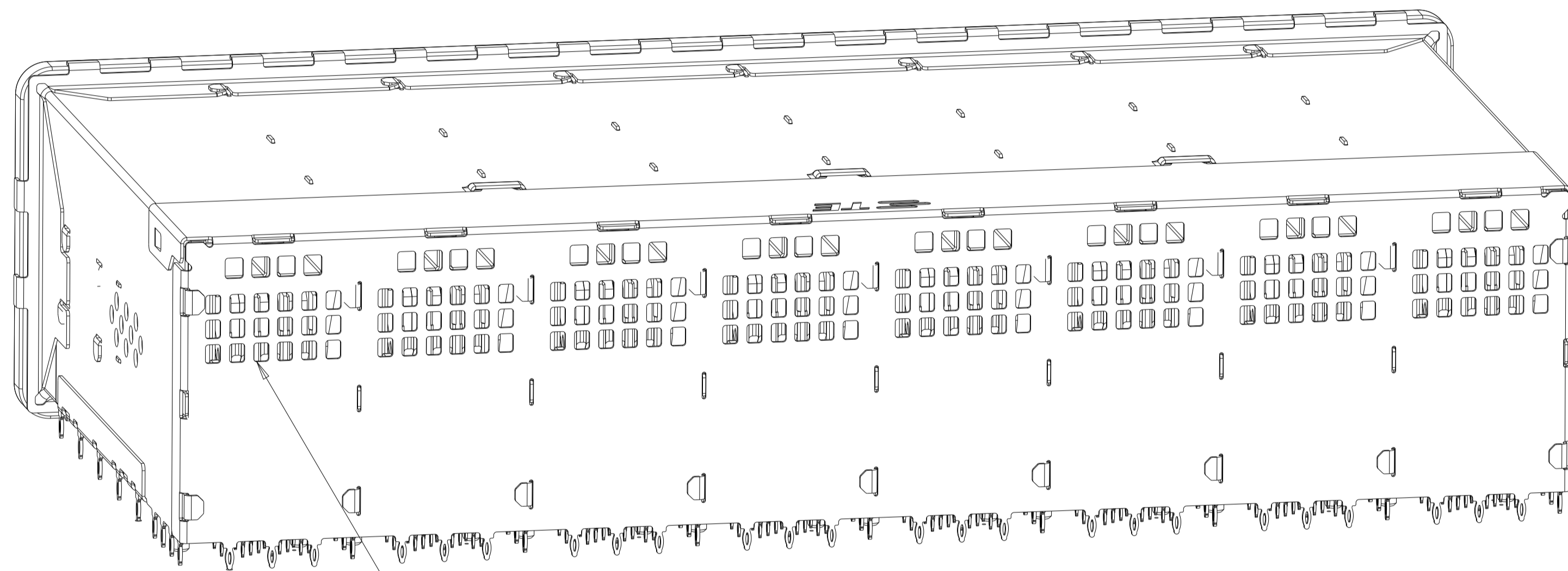
AIRFLOW ENHANCE TYPE



AIR VENTS

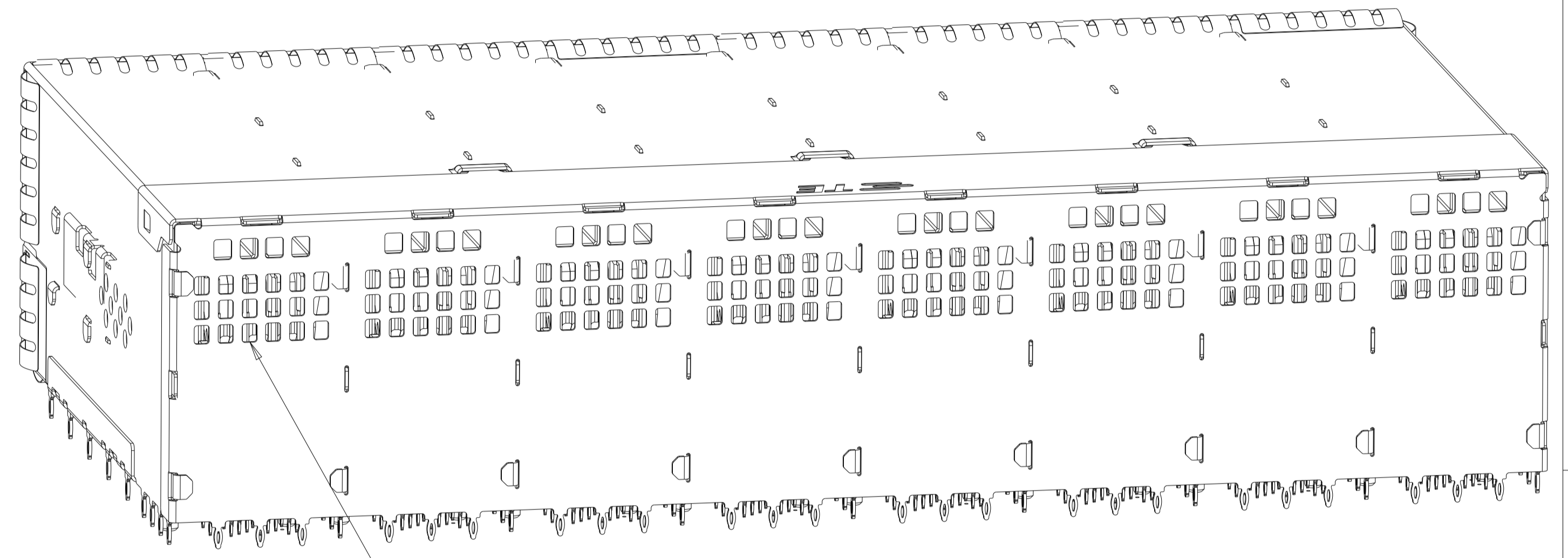


AIR VENTS



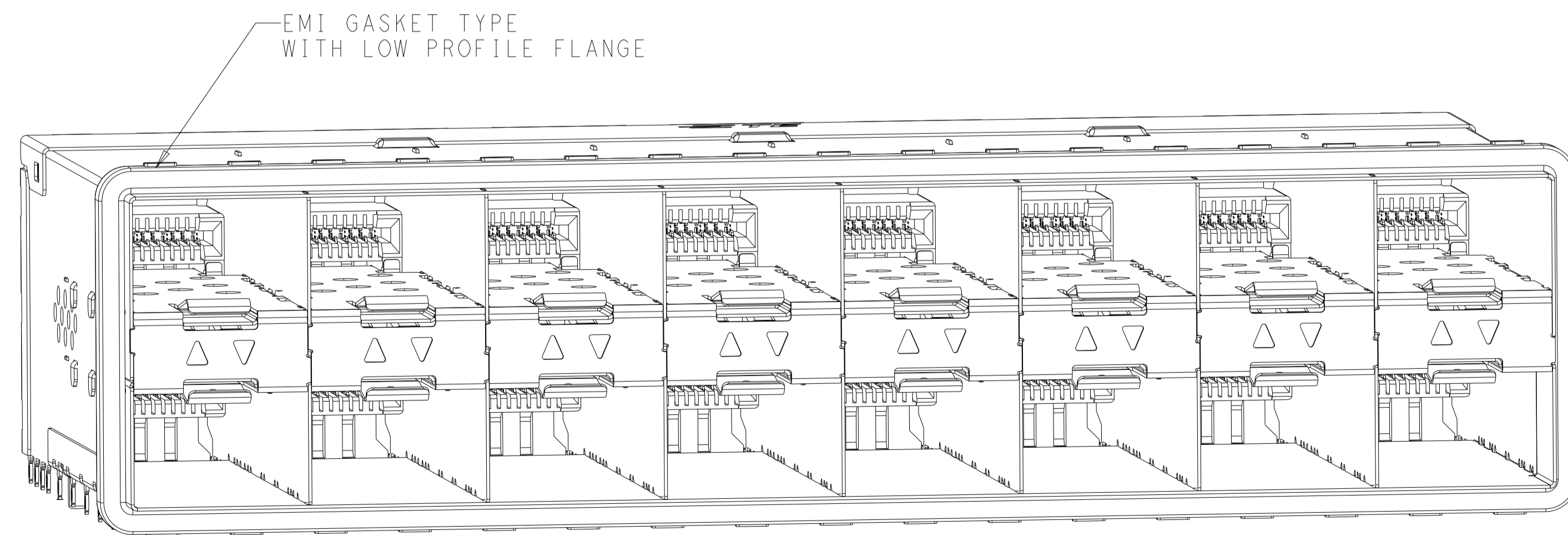
AIR VENTS

3-2340033-0
EMI GASKET TYPE

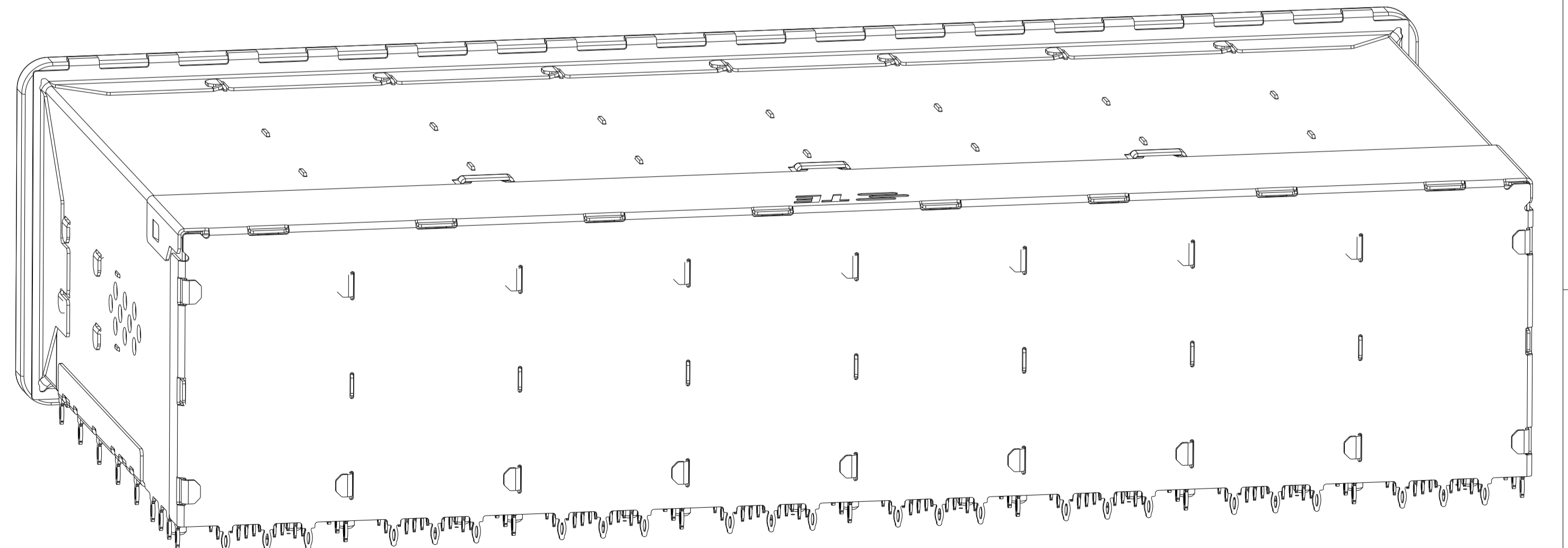


AIR VENTS

3-2340033-1
EMI SPRING TYPE



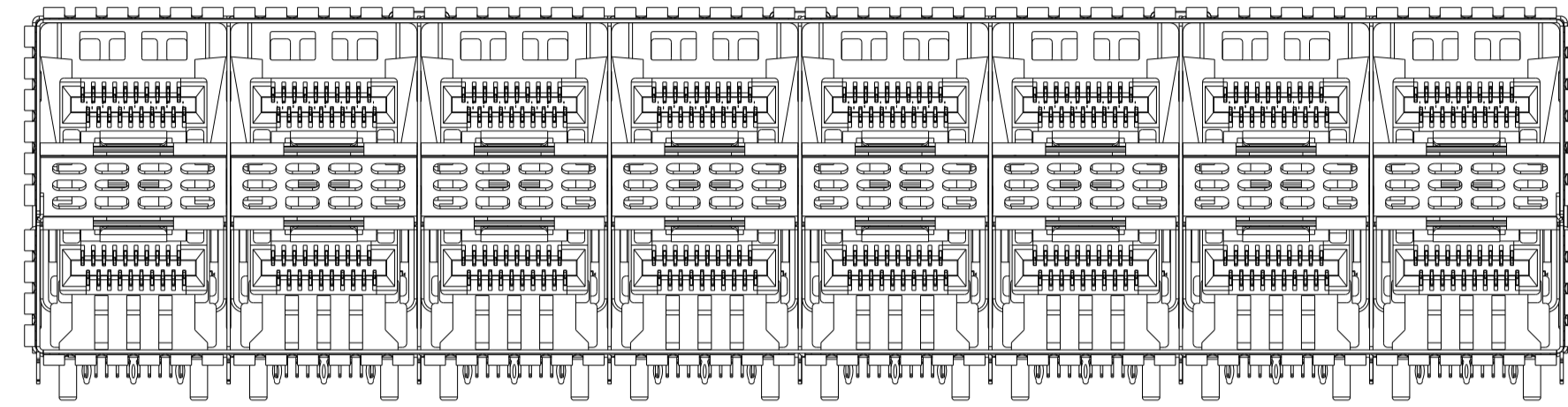
EMI GASKET TYPE
WITH LOW PROFILE FLANGE



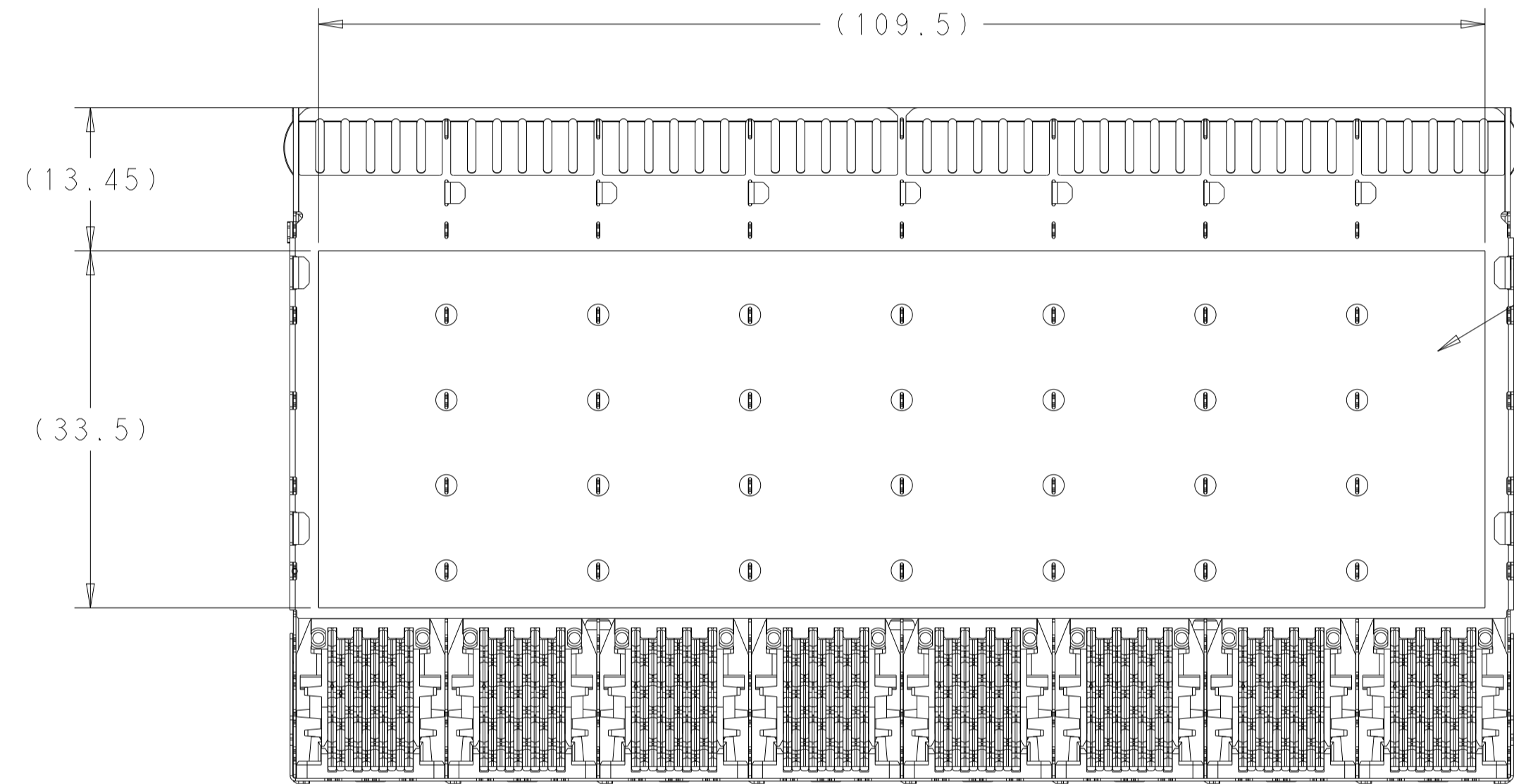
3-2340033-2

THIS DRAWING IS A CONTROLLED DOCUMENT.		OWN J. WANG 26 JUL 2018	
		CHK S. HAN 26 JUL 2018	
DIMENSIONS:		APVD S. HAN 26 JUL 2018	NAME
mm		PRODUCT SPEC	RECEPTACLE ASSEMBLY, 2X8, STACKED, SFP56
		108-2481	SIZE
0 PLC ±0.25 1 PLC ±0.25 2 PLC ±0.25 3 PLC ±0.25 4 PLC ±0.25 ANGLES ±° FINISH ±°		APPLICATION SPEC	CAGE CODE DRAWING NO
MATERIAL SEE NOTES		114-13319	A100779C=2340033
		WEIGHT	RESTRICTED TO
		CUSTOMER DRAWING	SCALE 1:1 SHEET 2 OF 8 REV D1

3-2340033-3
 UNMARKED DIMENSIONS
 SAME AS 3-2340033-1

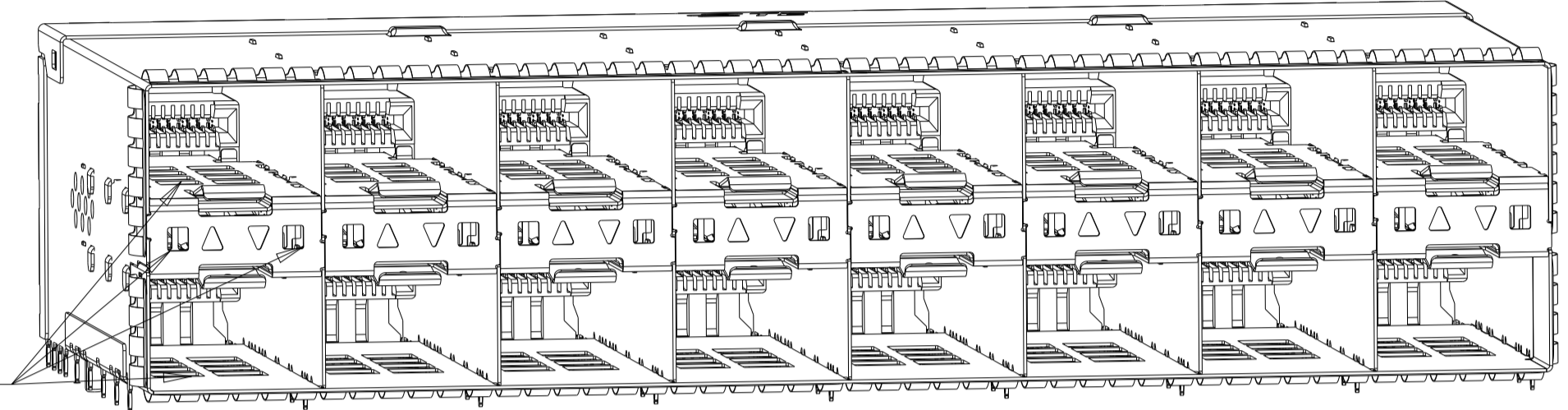


SCALE 2:1



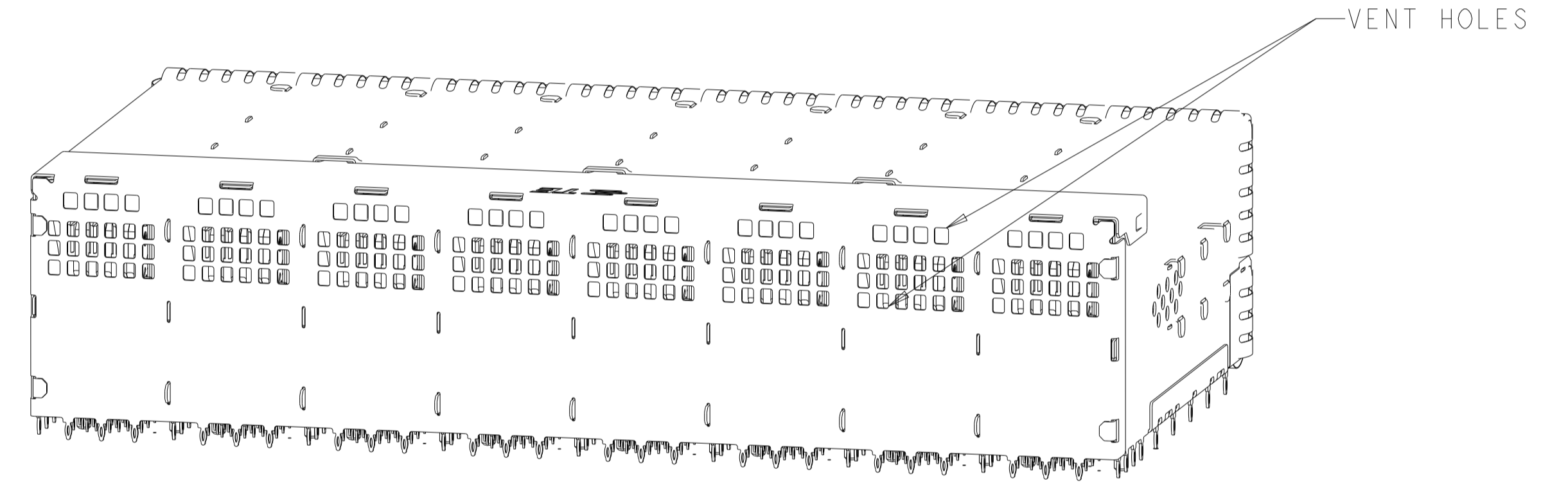
INSULATION TAPE

3-2340033-4
 UNMARKED DIMENSIONS
 SAME AS 3-2340033-1



VENT HOLES

SCALE 2:1



VENT HOLES

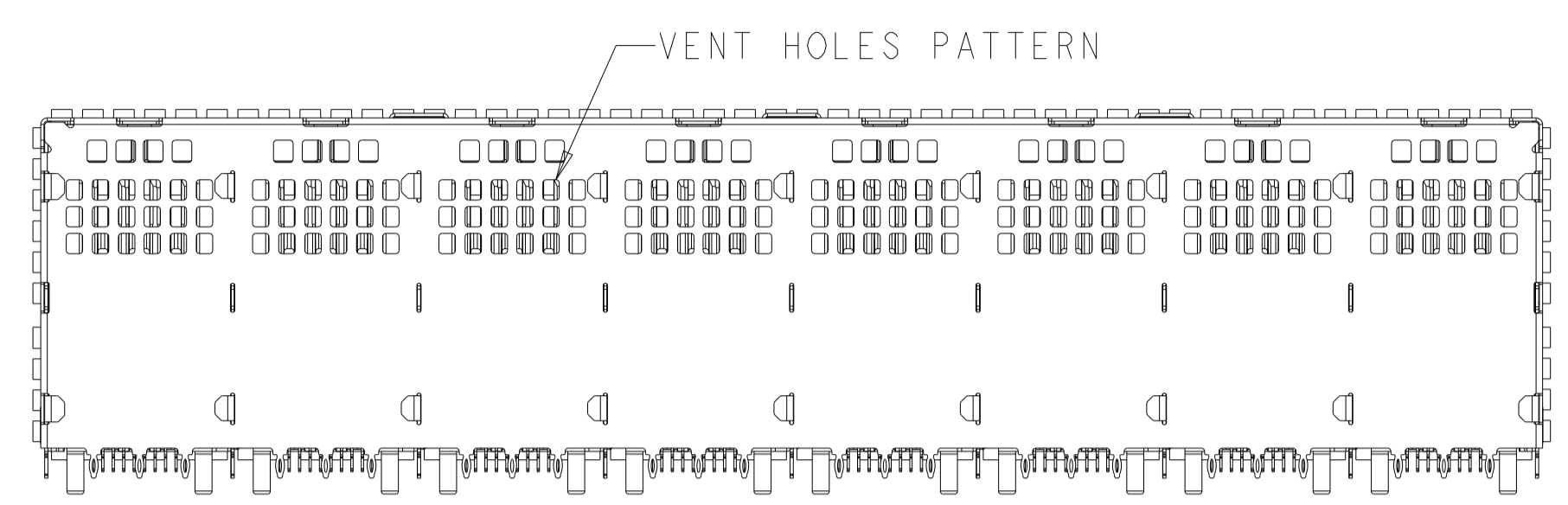
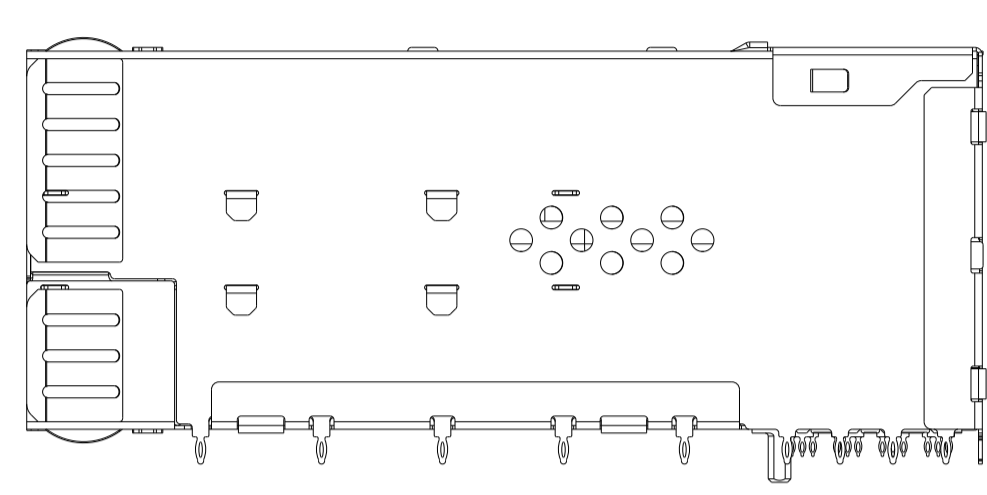
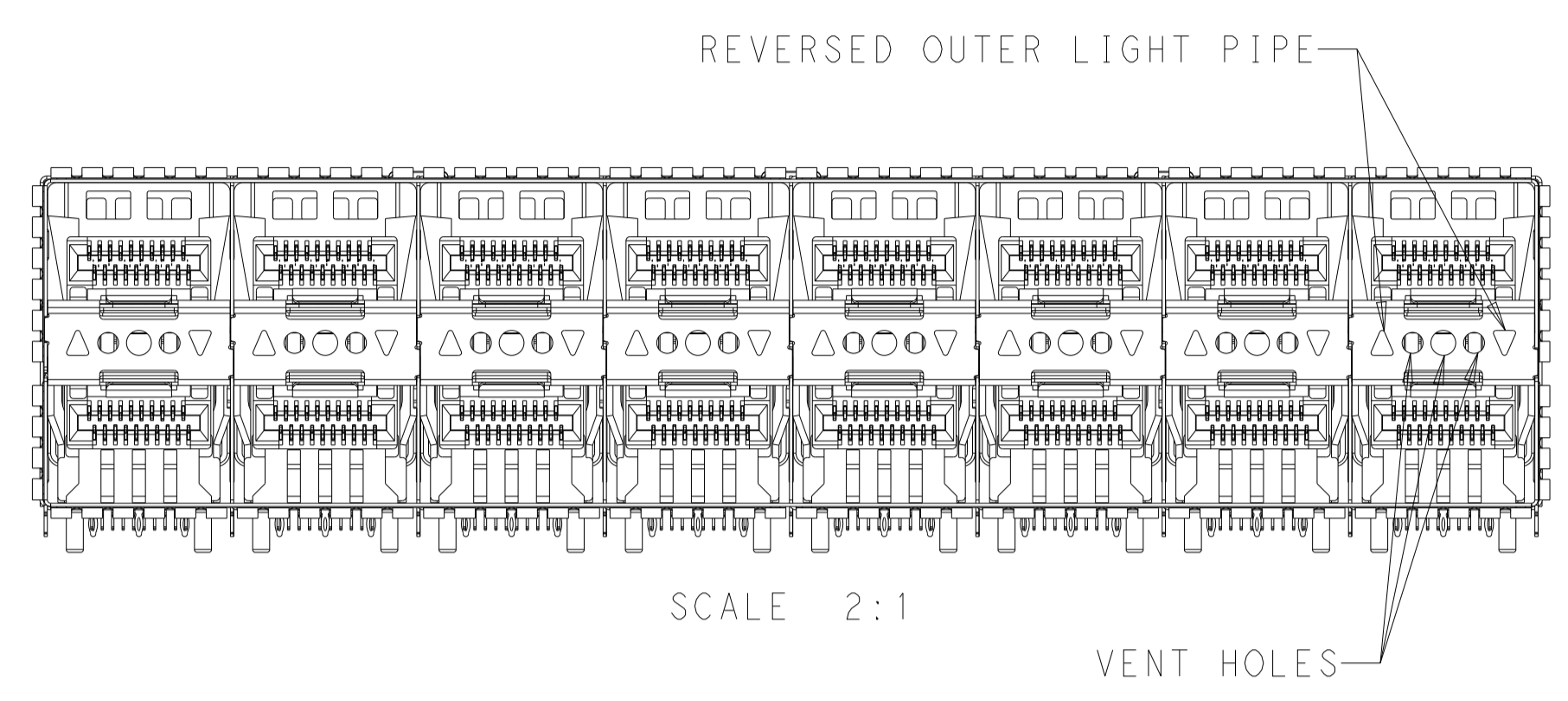
SCALE 2:1

LOC	DIST	REVISIONS			
P	LYR	DESCRIPTION	DATE	DMN	APVD
GP	00	SEE SHEET 1	-	-	-

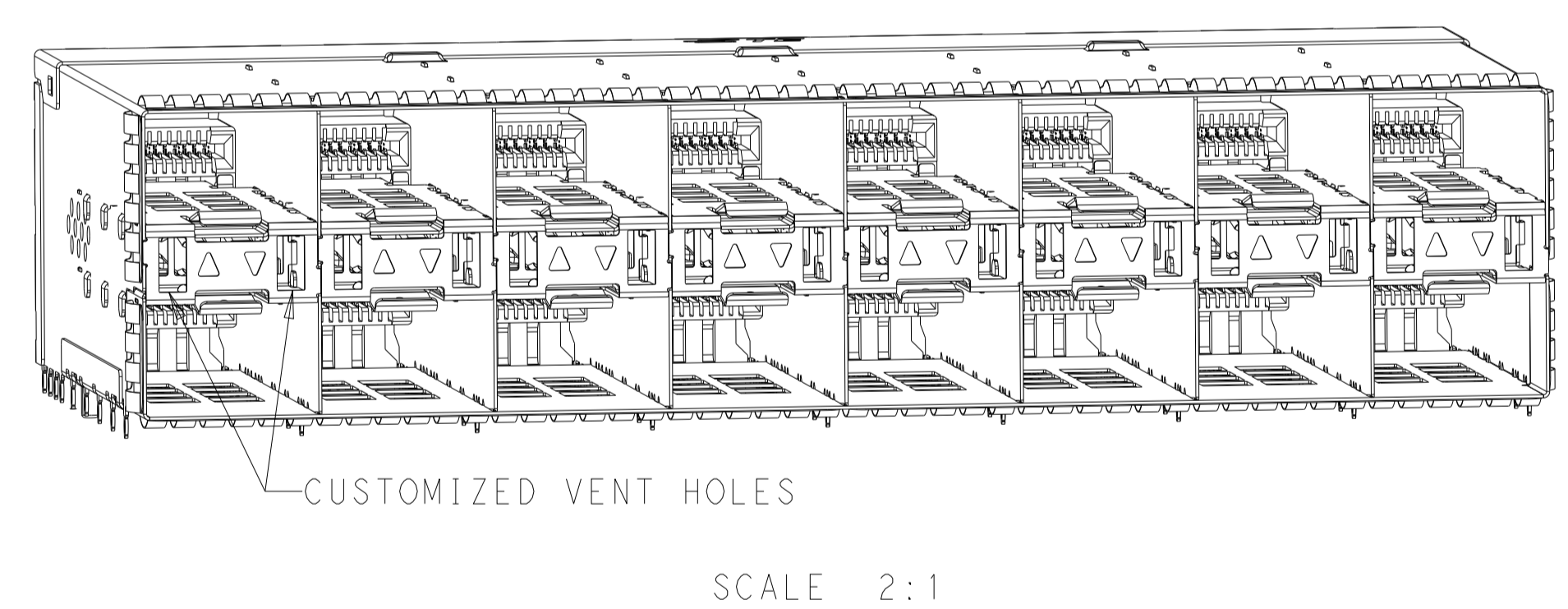
THIS DRAWING IS A CONTROLLED DOCUMENT.		DMN J. WANG 26 JUL 2018															
DIMENSIONS: mm		CHK S. HAN 26 JUL 2018															
TOLERANCES UNLESS OTHERWISE SPECIFIED:		APVD S. HAN 26 JUL 2018	NAME RECEPTACLE ASSEMBLY, 2X8, STACKED, SFP56														
<table border="1"> <tr> <td>0 PLC</td> <td>±0.25</td> </tr> <tr> <td>1 PLC</td> <td>±0.25</td> </tr> <tr> <td>2 PLC</td> <td>±0.25</td> </tr> <tr> <td>3 PLC</td> <td>±0.25</td> </tr> <tr> <td>4 PLC</td> <td>±0.25</td> </tr> <tr> <td>ANGLES</td> <td>±°</td> </tr> <tr> <td>FINISH</td> <td>±5°</td> </tr> </table>		0 PLC	±0.25	1 PLC	±0.25	2 PLC	±0.25	3 PLC	±0.25	4 PLC	±0.25	ANGLES	±°	FINISH	±5°	PRODUCT SPEC 108-2481	SIZE A1
0 PLC	±0.25																
1 PLC	±0.25																
2 PLC	±0.25																
3 PLC	±0.25																
4 PLC	±0.25																
ANGLES	±°																
FINISH	±5°																
MATERIAL SEE NOTES		APPLICATION SPEC 114-13319	CAGE CODE C=2340033														
WEIGHT SEE NOTES		RESTRICTED TO CUSTOMER DRAWING	SCALE 1:1														
SHEET 3		OF 8	REV D1														

LOC		DIST		REVISIONS			
GP	00	P	LYR	DESCRIPTION	DATE	OWN	APVD
		-		SEE SHEET 1			

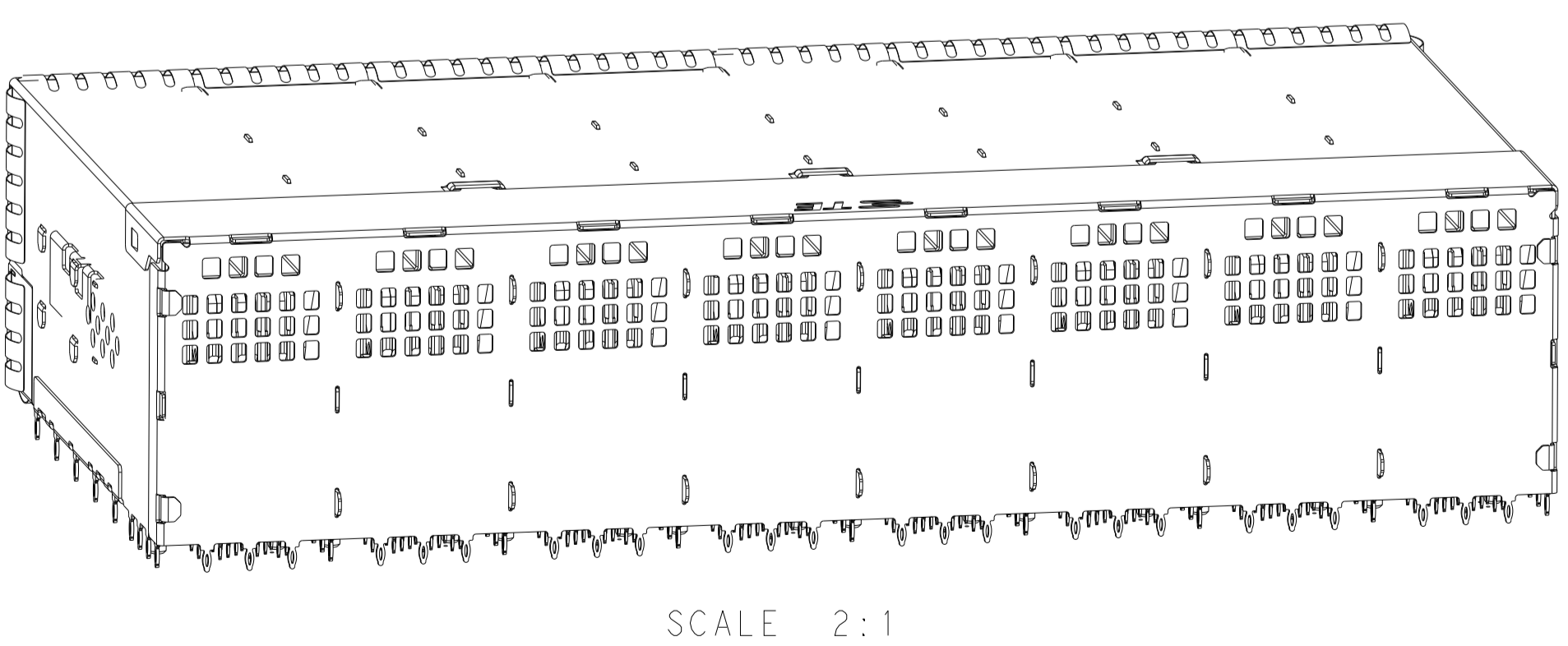
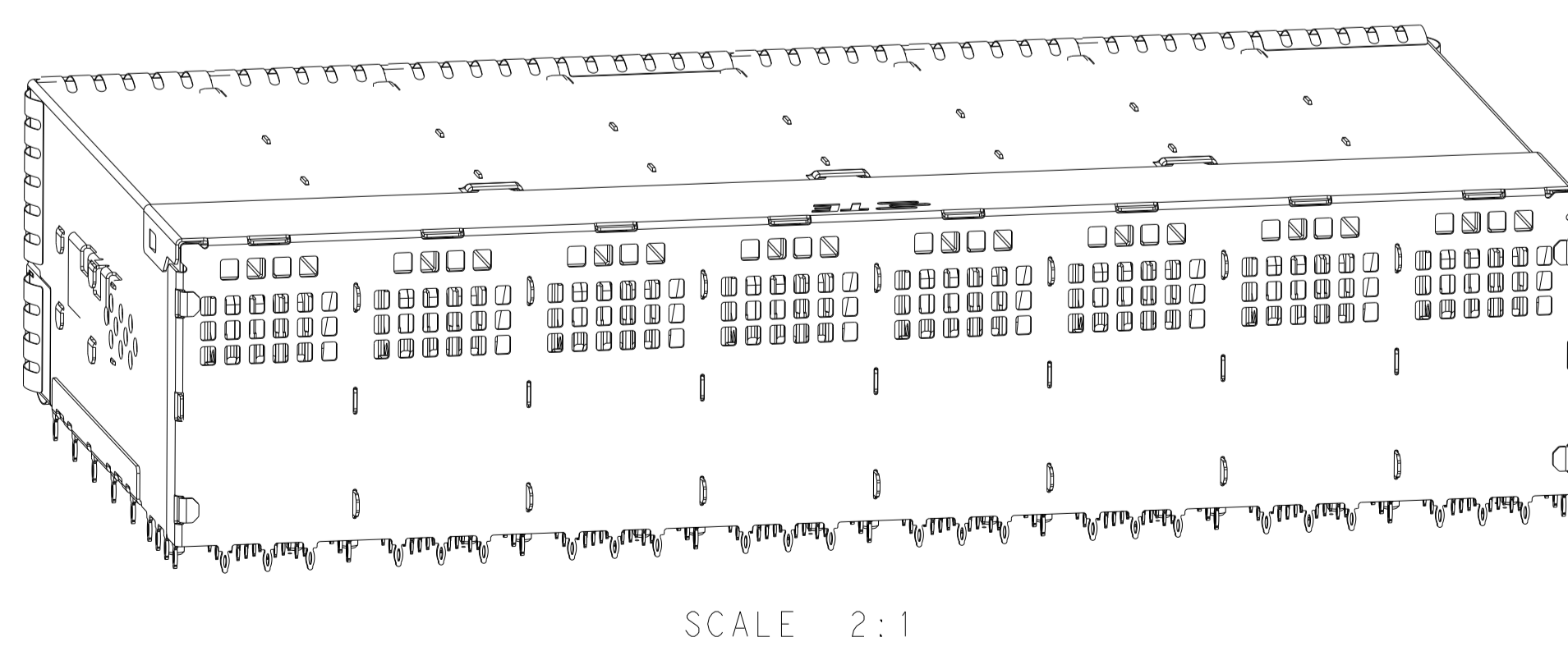
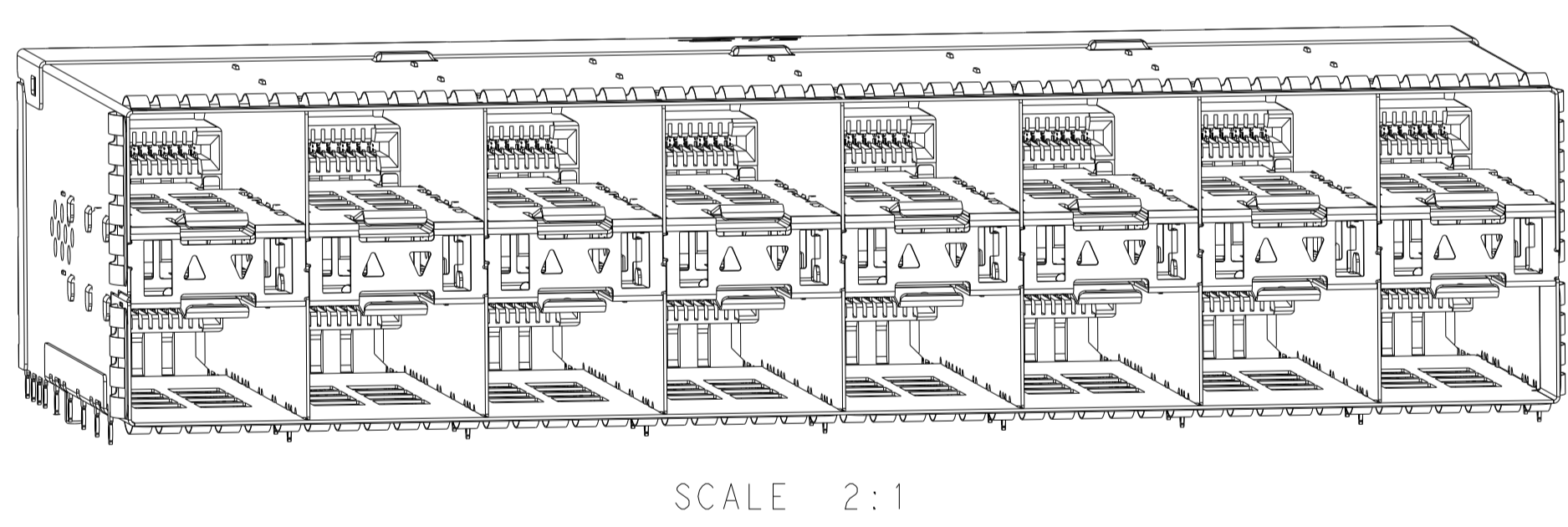
3-2340033-5 AIR FLOW ENHANCED VERSION
 UNMARKED DIMENSION SAME AS 2340033-5



3-2340033-6
 UNMARKED DIMENSIONS
 SAME AS 3-2340033-4



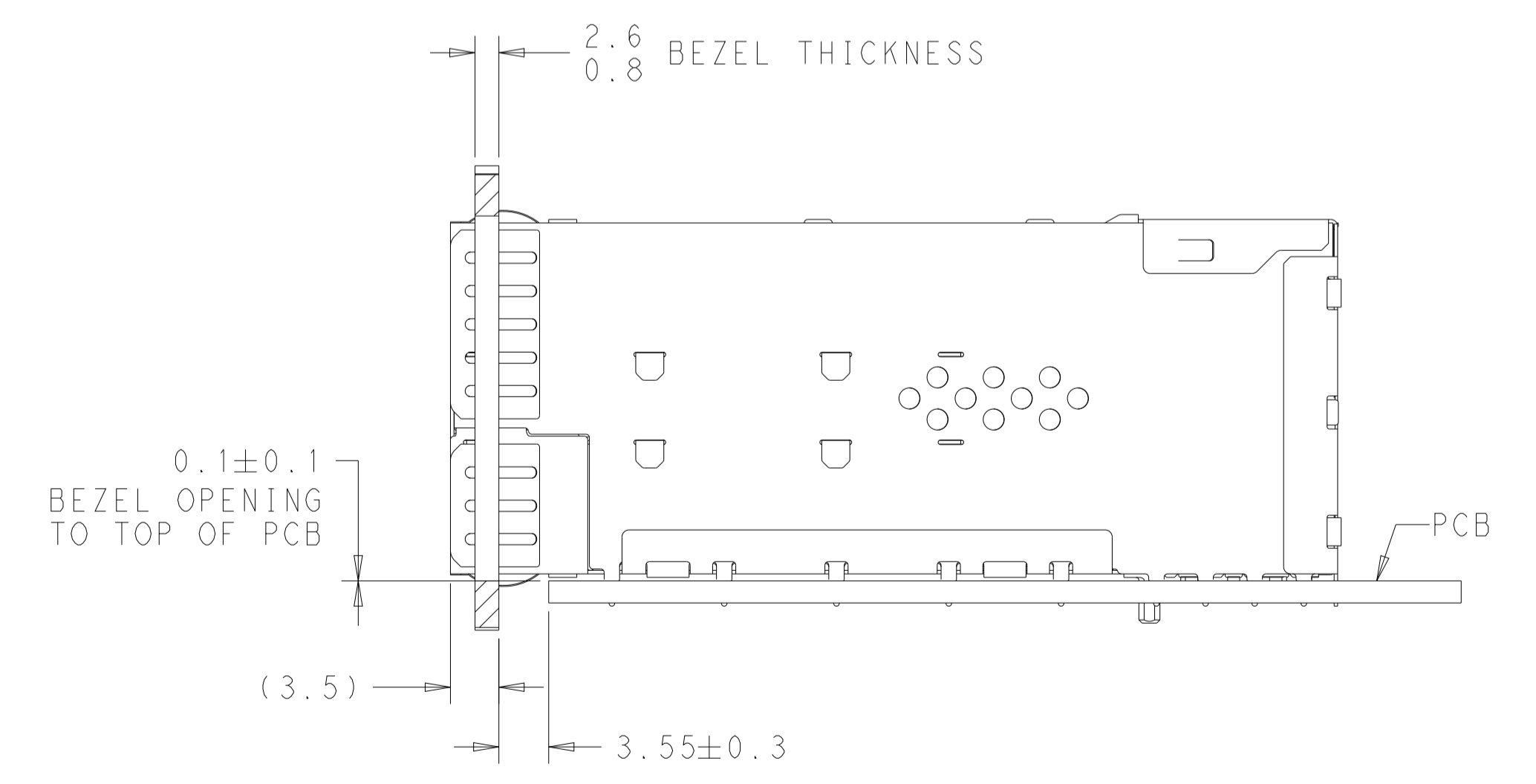
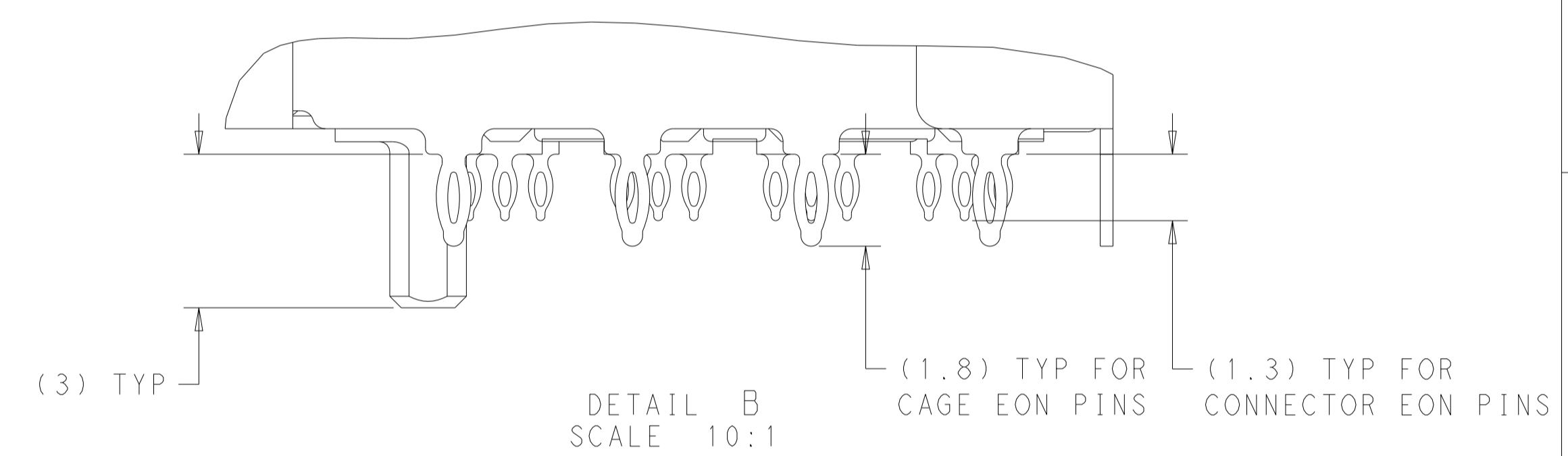
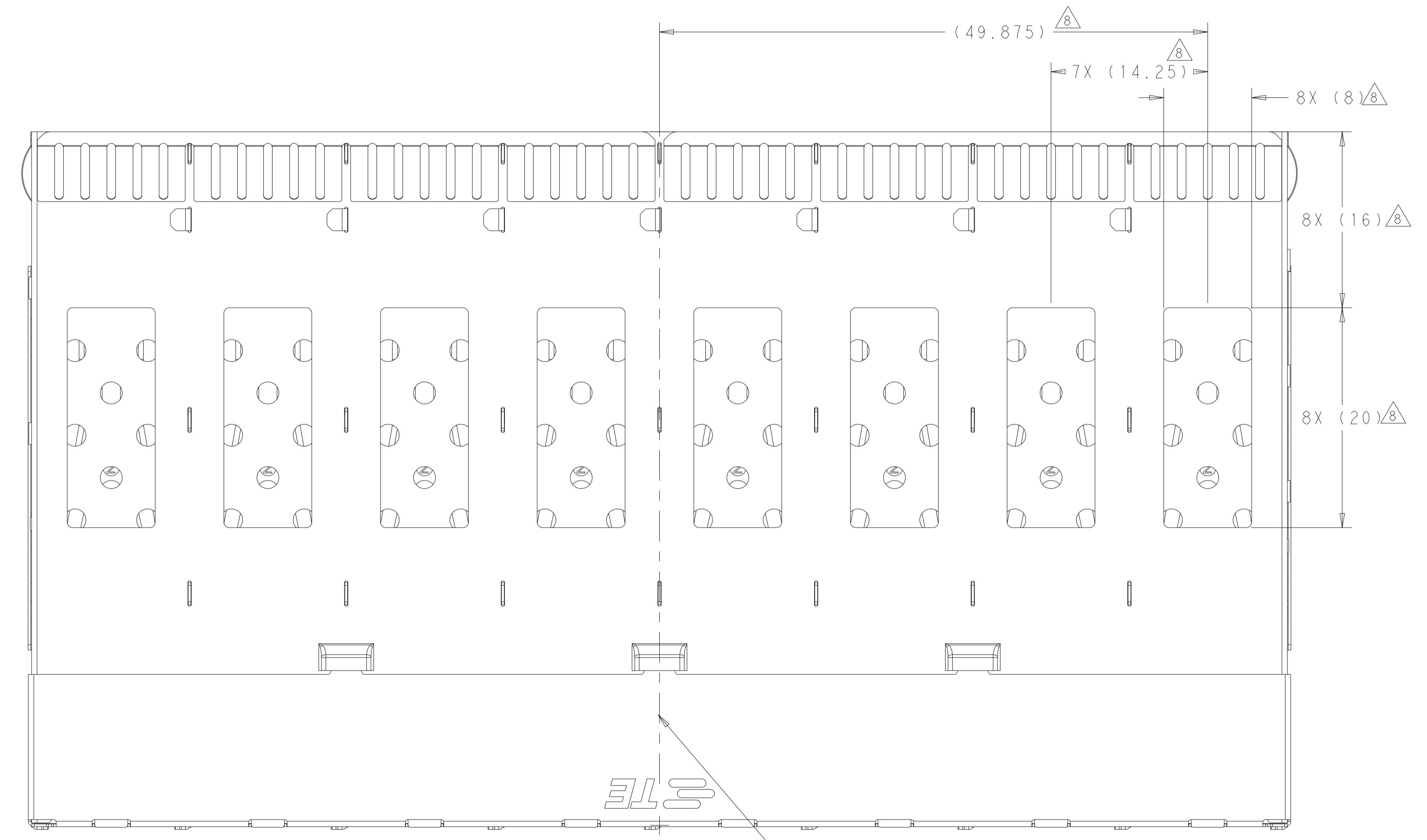
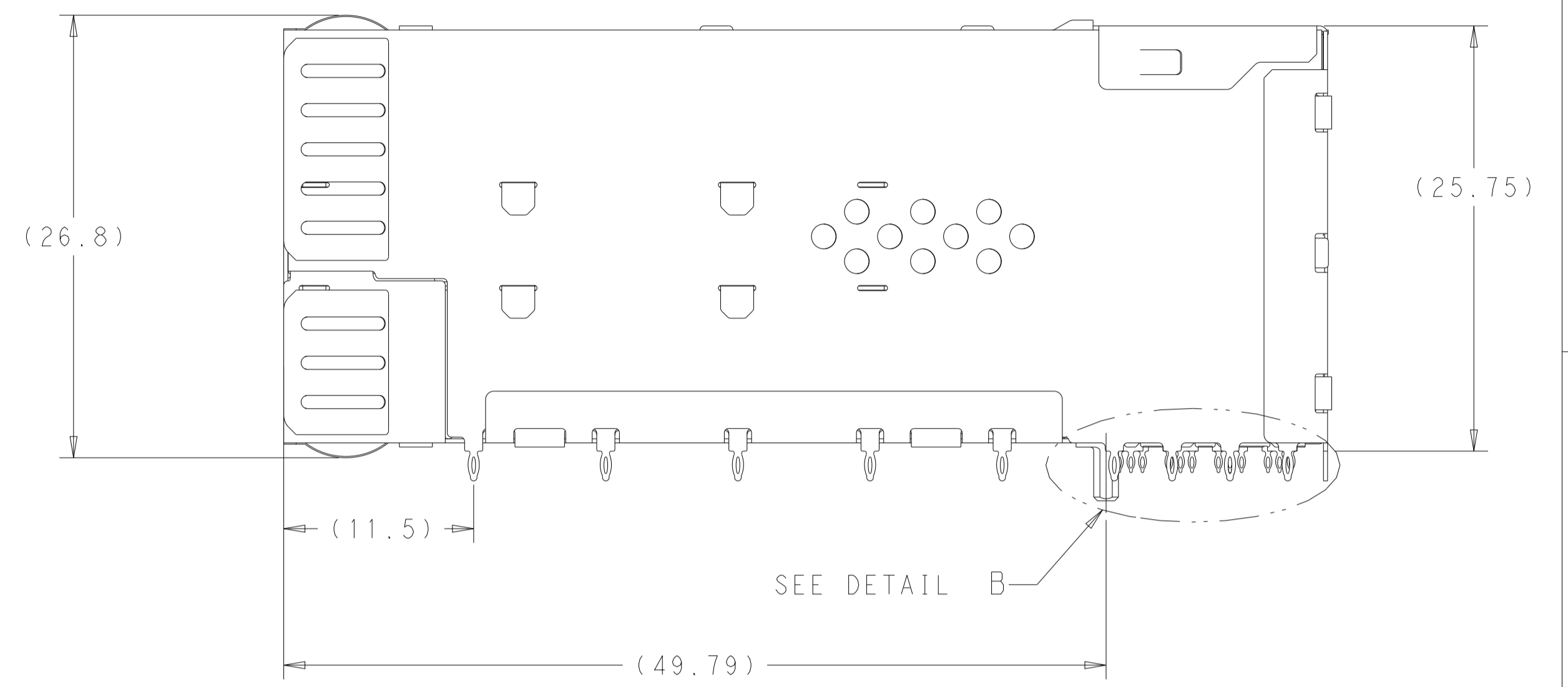
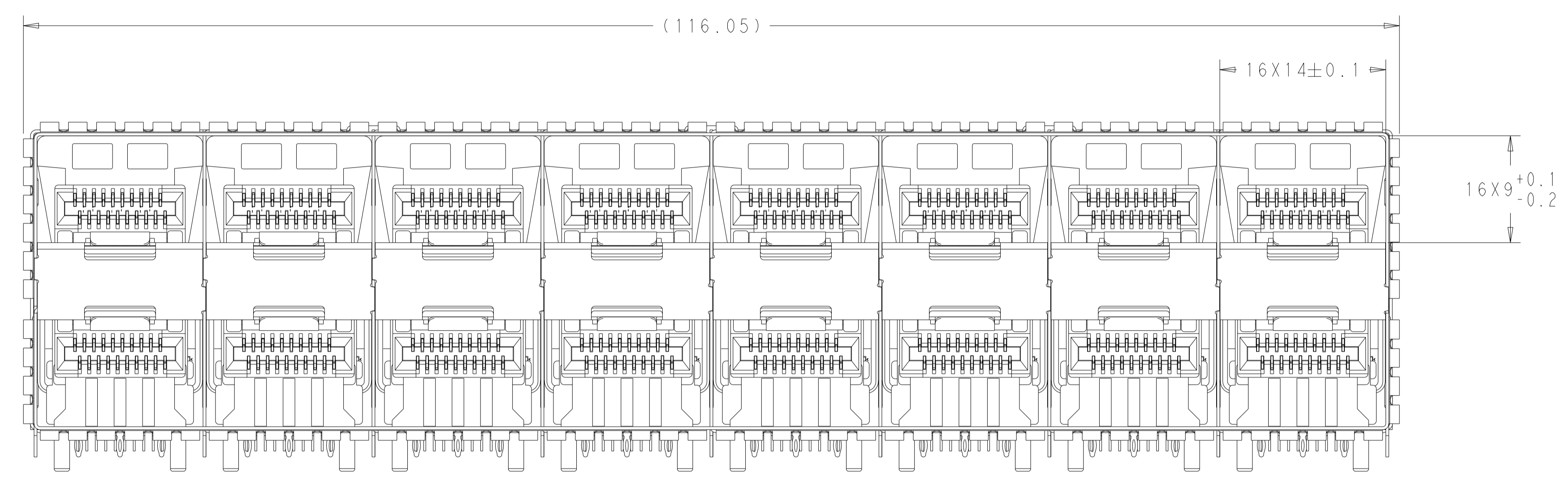
3-2340033-7
 UNMARKED DIMENSIONS
 SAME AS 3-2340033-6



THIS DRAWING IS A CONTROLLED DOCUMENT.		OWN J. WANG 26 JUL 2018	TE Connectivity NAME RECEPTACLE ASSEMBLY, 2X8, STACKED, SFP56
DIMENSIONS:		CHK S. HAN 26 JUL 2018	
mm		APVD S. HAN 26 JUL 2018	
TOLERANCES UNLESS OTHERWISE SPECIFIED: 0 PLC ±0.25 1 PLC ±0.25 2 PLC ±0.25 3 PLC ±0.25 4 PLC ±0.25 ANGLES ±° FINISH ±5°		PRODUCT SPEC 108-2481 APPLICATION SPEC 114-13319	
MATERIAL SEE NOTES		WEIGHT	RESTRICTED TO
SCALE 1:1		SIZE A1	CAGE CODE 00779
CUSTOMER DRAWING		DRAWING NO. C=2340033	SHEET 4 OF 8

LOC	DIST	REVISIONS					
GP	00	P	LTN	DESCRIPTION	DATE	DMN	APVD
		-		SEE SHEET 1	-	-	-

SPRING VERSION DIMENSIONS AND SPEC

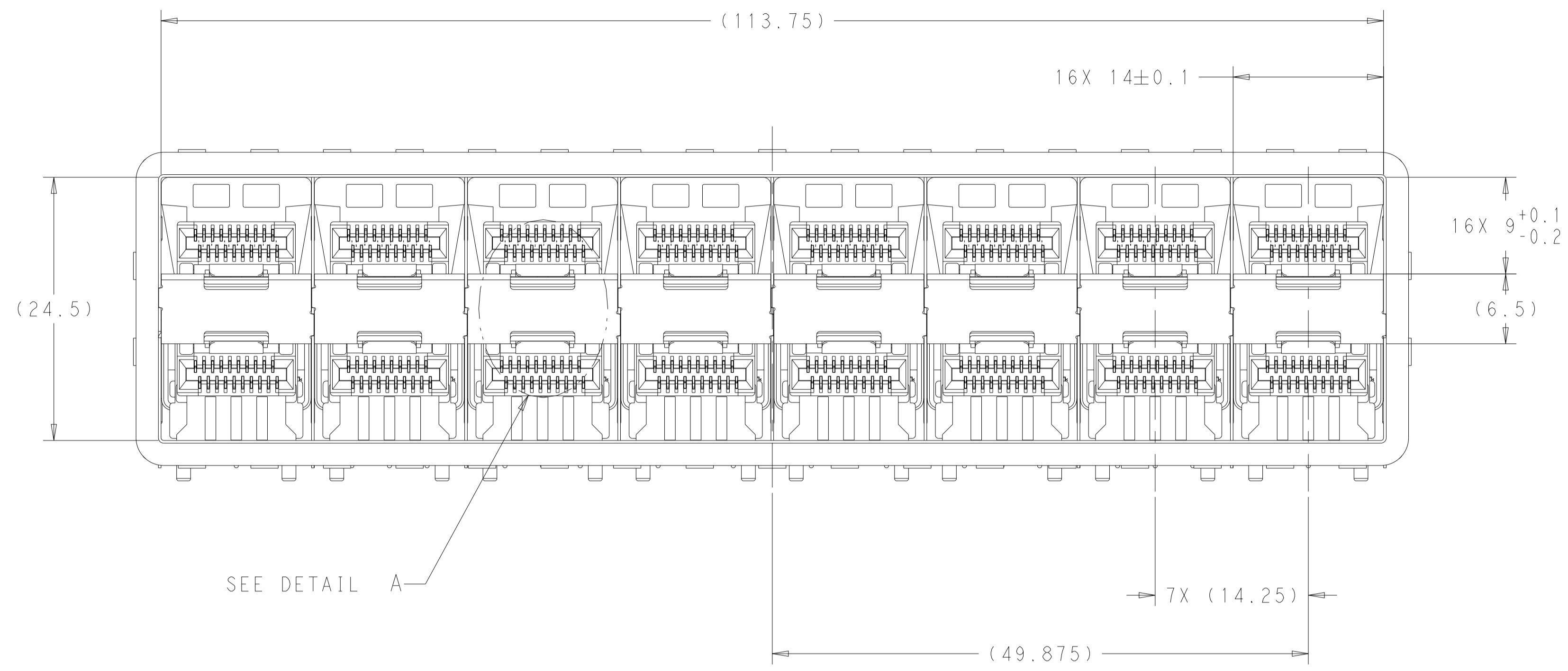


PN 4-2340033-0 ONLY LASER MARK DATE CODE AND PART NUMBER IN APPROXIMATE LOCATION SHOWN

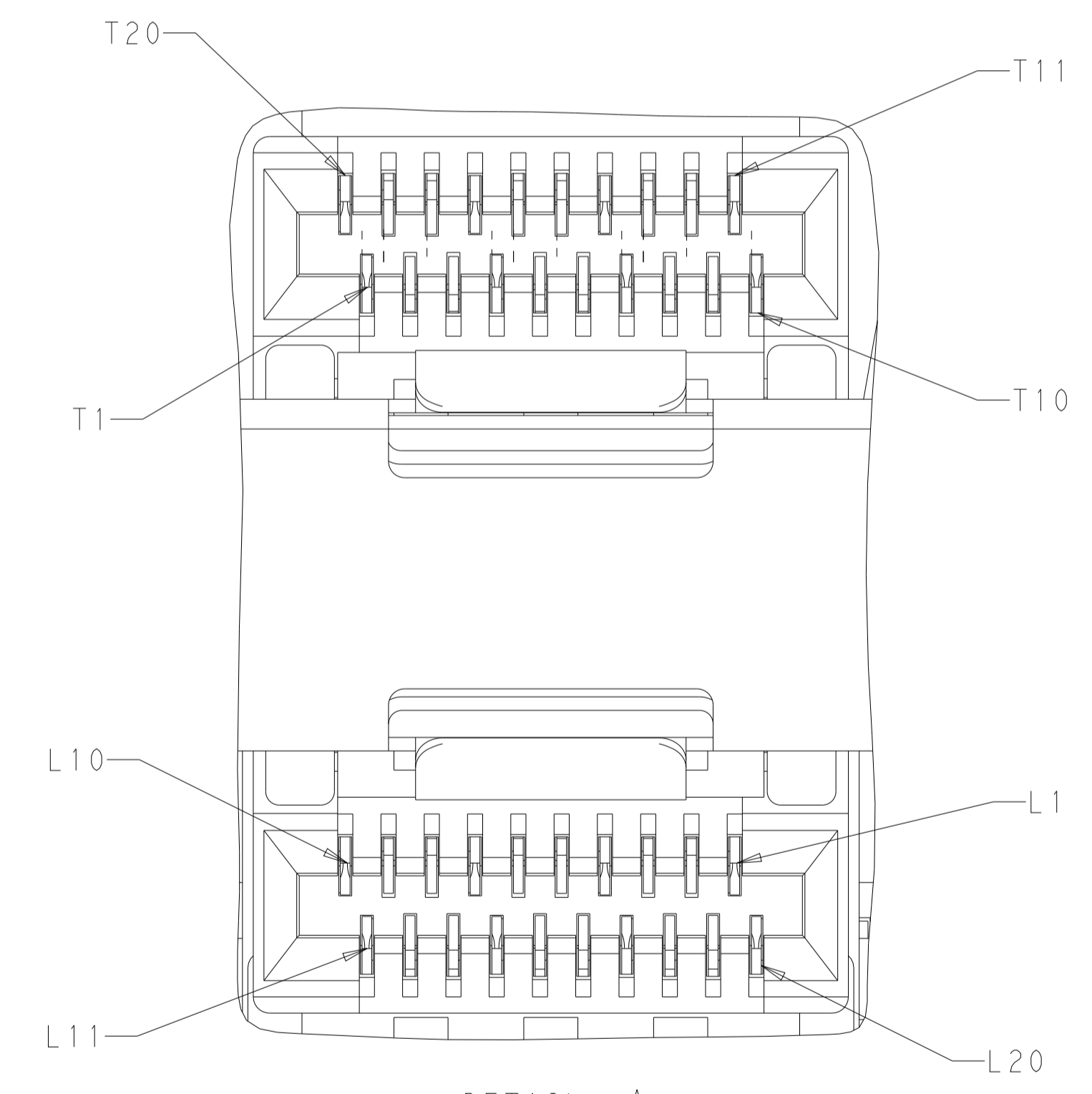
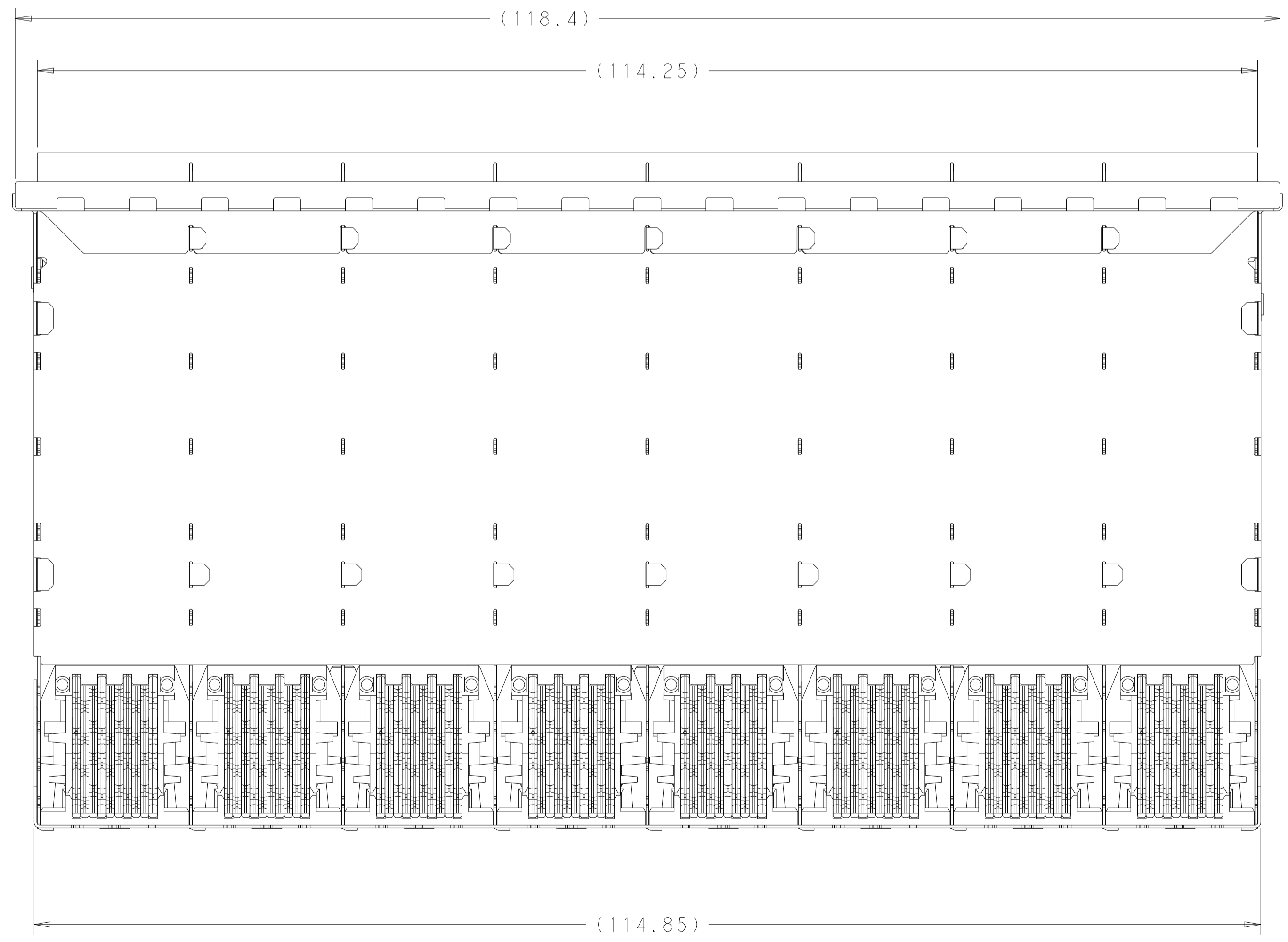
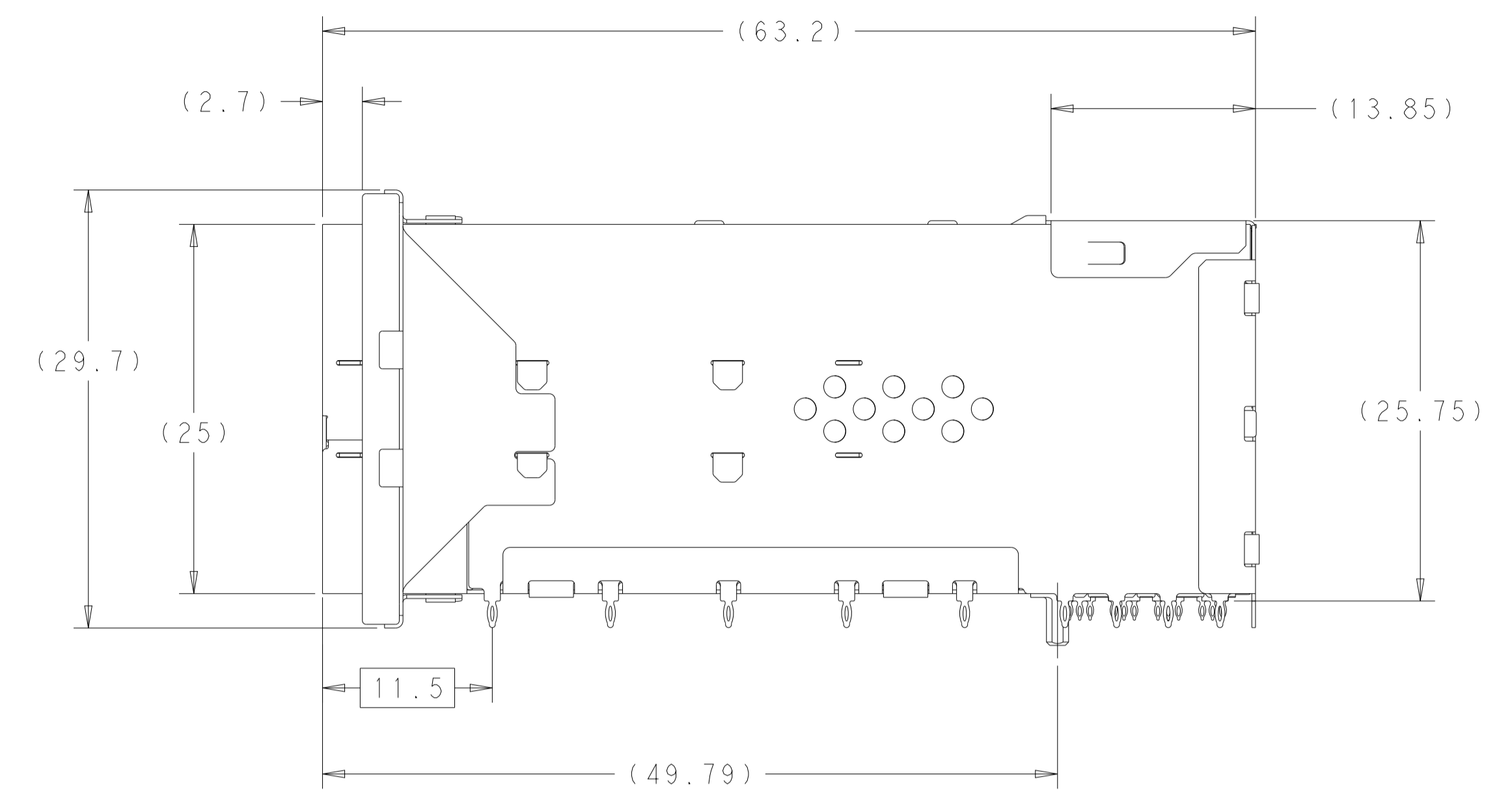
THIS DRAWING IS A CONTROLLED DOCUMENT.		DMN: J. WANG 26 JUL 2018	TE Connectivity
DIMENSIONS: mm		CHK: S. HAN 26 JUL 2018	
TOLERANCES UNLESS OTHERWISE SPECIFIED:		APVD: S. HAN 26 JUL 2018	NAME: RECEPTACLE ASSEMBLY, 2X8, STACKED, SFP56
0 PLC	±0.25	PRODUCT SPEC	108-2481
1 PLC	±0.25	APPLICATION SPEC	114-13319
2 PLC	±0.25	SIZE	A1
3 PLC	±0.25	CAGE CODE	2340033
4 PLC	±0.25	DRAWING NO	2340033
ANGLES	±°	WEIGHT	
FINISH	±°	CUSTOMER DRAWING	
MATERIAL: SEE NOTES		SCALE: 1:1 SHEET 5 OF 8 REV: D1	

LOC		DIST		REVISIONS			
P	LTN	DESCRIPTION	DATE	DMN	APVD		
-	-	SEE SHEET 1	-	-	-		

GASKET VERSION DIMENSIONS AND SPEC



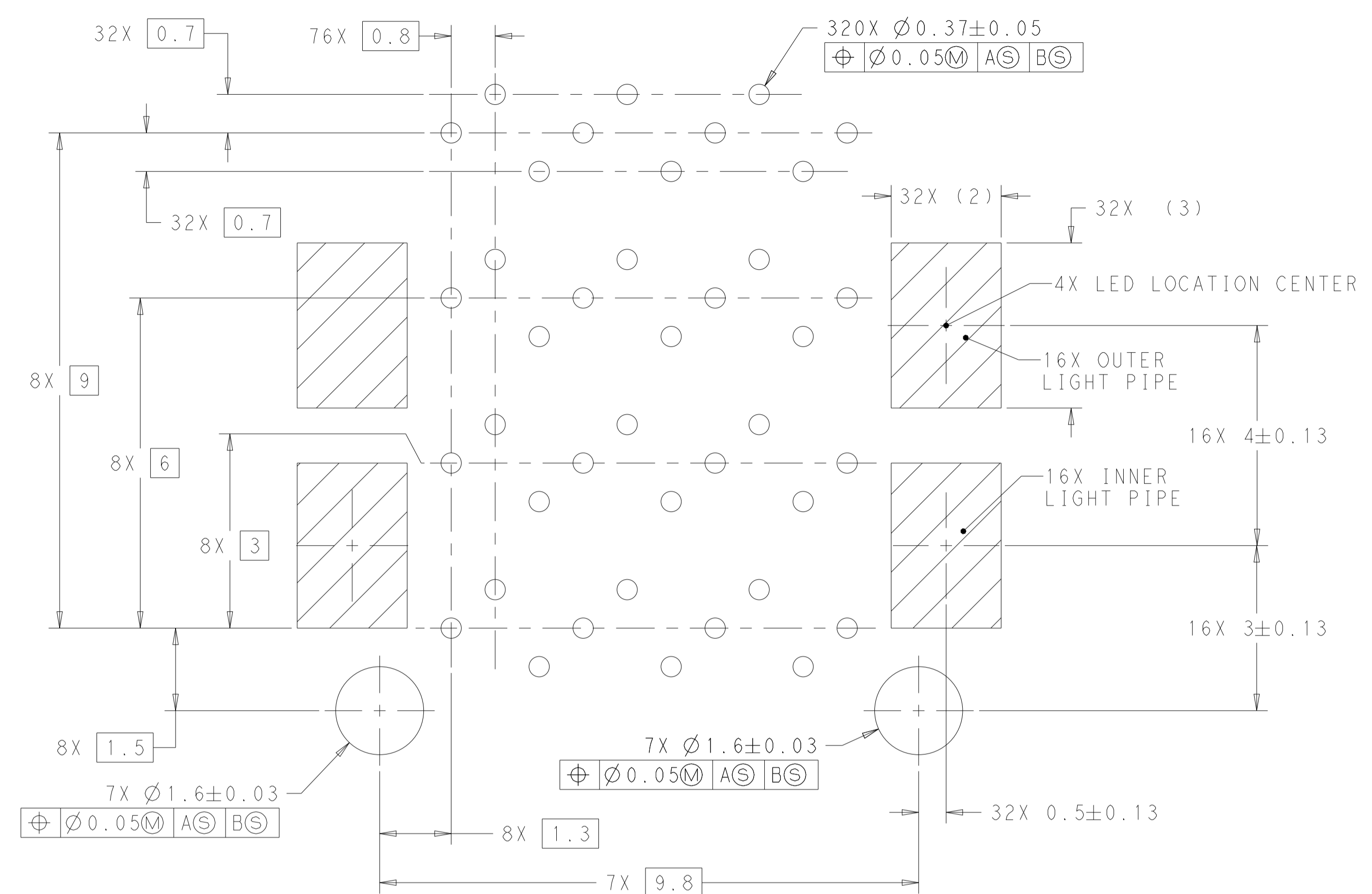
SEE DETAIL A




DETAIL A
 8X INDIVIDUALLY
 SCALE 10:1

THIS DRAWING IS A CONTROLLED DOCUMENT.		DMN J. WANG 26 JUL 2018	TE Connectivity NAME RECEPTACLE ASSEMBLY, 2X8, STACKED, SFP56
DIMENSIONS:		CHK S. HAN 26 JUL 2018	
mm	TOLERANCES UNLESS OTHERWISE SPECIFIED:	APVD S. HAN 26 JUL 2018	PRODUCT SPEC
0 PLC	±0.25	108-2481	APPLICATION SPEC
1 PLC	±0.25	114-13319	SIZE
2 PLC	±0.25	WEIGHT	CAGE CODE
3 PLC	±0.25	CUSTOMER DRAWING	DRAWING NO
4 PLC	±0.25	SCALE 1:1	SHEET 6 OF 8
ANGLES	±°		REV D1
FINISH	±5°		

LOC	DIST	REV	DESCRIPTION	DATE	OWN	APVD
GP	00		SEE SHEET 1			

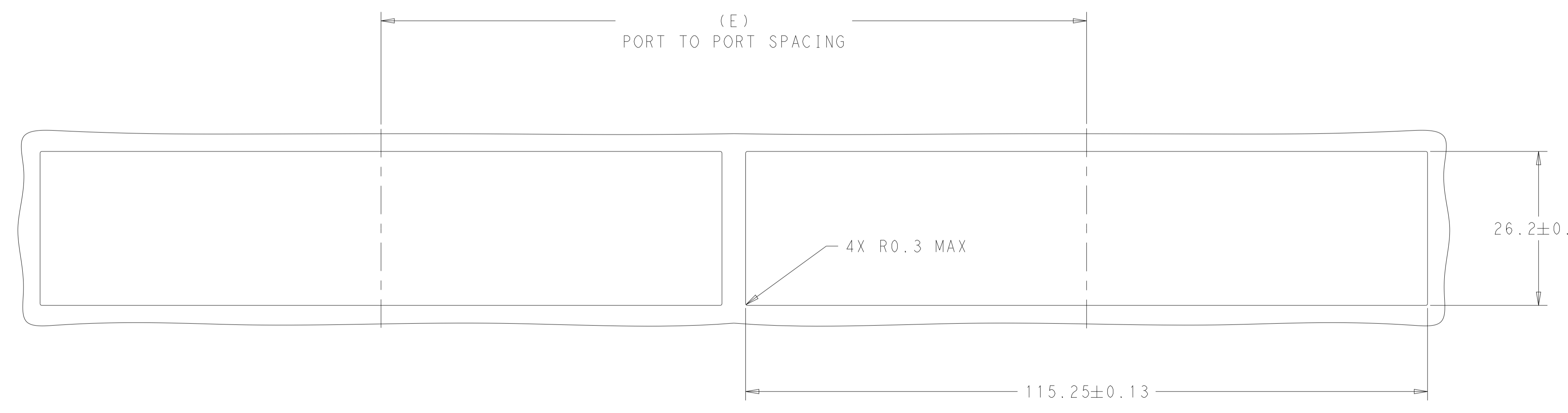


DETAIL C
 RECOMMENDED PIN AND LIGHT PIPE LAYOUT
 SCALE 15:1

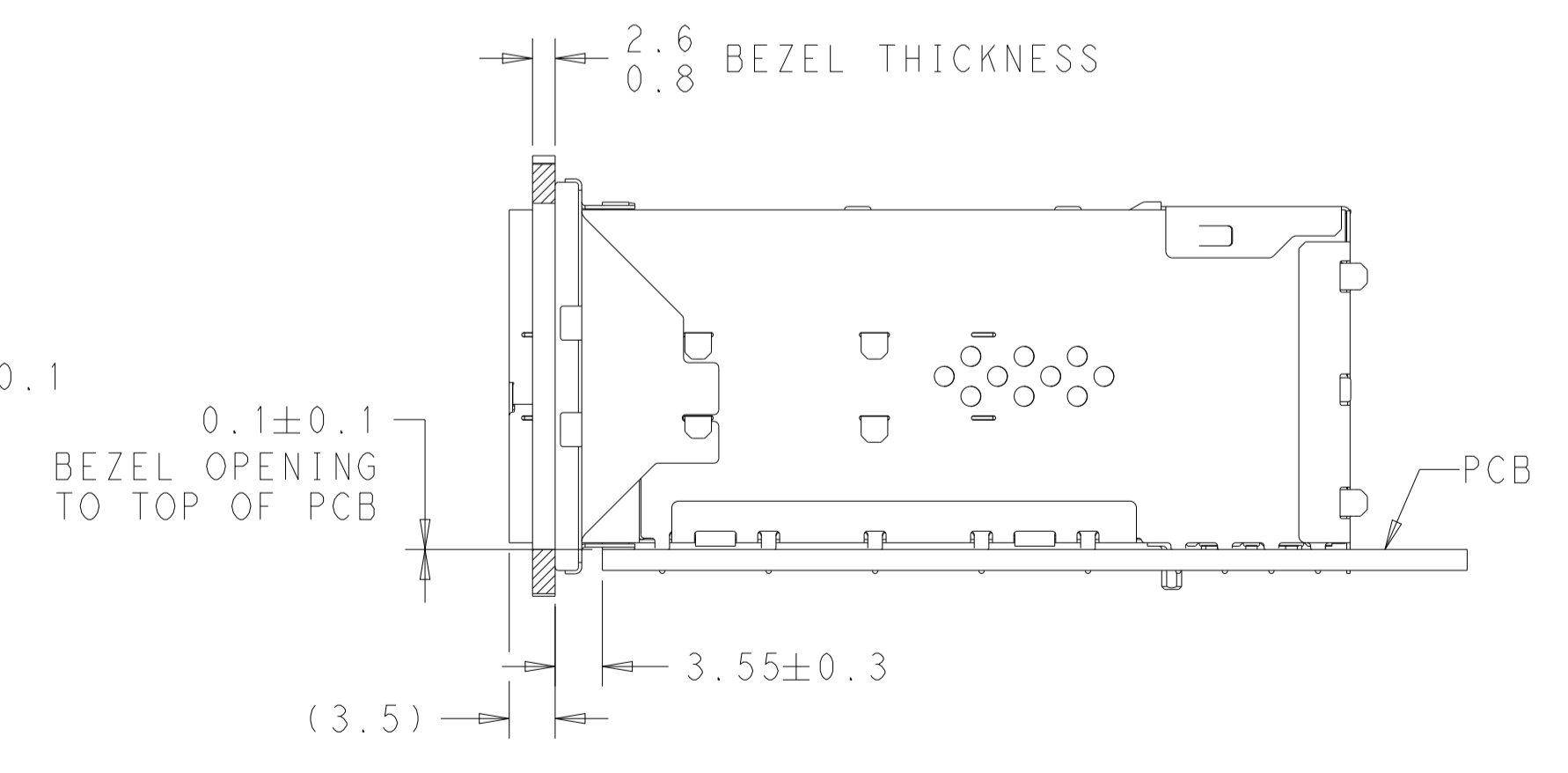


PIN MAP LEGEND	
PIN NUMBER	FUNCTION
L1/T1	VEET
L2/T2	TX-FAULT
L3/T3	TX-DISABLE
L4/T4	SDA
L5/T5	SCL
L6/T6	MOD_ABS
L7/T7	RSO
L8/T8	RX_LOS
L9/T9	RS1
L10/T10	VEER
L11/T11	VEER
L12/T12	RD-
L13/T13	RD+
L14/T14	VEER
L15/T15	VCCR
L16/T16	VCCT
L17/T17	VEET
L18/T18	TD+
L19/T19	TD-
L20/T20	VEET

DETAIL D
 PIN MAP
 8X PLACES
 SCALE 20:1



RECOMMENDED BEZEL CUT-OUT DETAIL
 SCALE 2:1



RECOMMENDED BEZEL LOCATION WITH EMI GASKET
 SCALE 2:1

THIS DRAWING IS A CONTROLLED DOCUMENT.		OWN: J. WANG 26 JUL 2018	TE Connectivity
DIMENSIONS: mm		CHK: S. HAN 26 JUL 2018	
TOLERANCES UNLESS OTHERWISE SPECIFIED:		APVD: S. HAN 26 JUL 2018	NAME: RECEPTACLE ASSEMBLY, 2X8, STACKED, SFP56 PRODUCT SPEC: 108-2481 APPLICATION SPEC: 114-13319
0 PLC ±0.25 1 PLC ±0.25 2 PLC ±0.25 3 PLC ±0.25 4 PLC ±0.25 ANGLES ±° FINISH ±#		SIZE: A1 CAGE CODE: 00779 DRAWING NO: 2340033 WEIGHT: - CUSTOMER DRAWING	
MATERIAL: SEE NOTES		RESTRICTED TO: - SCALE: 1:1 SHEET 8 OF 8 REV: D1	

X-ON Electronics

Largest Supplier of Electrical and Electronic Components

Click to view similar products for [I/O Connectors](#) category:

Click to view products by [TE Connectivity](#) manufacturer:

Other Similar products are found below :

[571763P](#) [72.250.1628.2](#) [72.250.2428.2](#) [74720-0505](#) [76.350.0729.0](#) [76871-1403](#) [FCN-244F080-G/1](#) [FCN-260A9920](#) [MP-5T180MUNNA-005](#)
[PCR-E36PM](#) [PCS-XE26MA+](#) [G38A71314B](#) [1571250010](#) [157-22500-3](#) [MS3471L14-19P L/C](#) [91-569786-35H](#) [172501-4002](#) [172501-6002](#)
[FCN-260C008-A/L0](#) [FCN-260C024-AL0](#) [FCN-261Z008](#) [2000314-1](#) [200331-1](#) [PCR-E36FC+](#) [PCS-E28FS+](#) [PCS-XE26SLFD+](#) [PCS-](#)
[XE26SLFDT+](#) [G730VID08BDC24](#) [U90B2054081210](#) [UE86K842720321](#) [38113800006](#) [DP3AR020WQ1R200](#) [Z4.102.0680.0](#) [500-1040](#)
[500-1052](#) [500-1054](#) [ZP-4008-66L](#) [0709821002](#) [10-565995-597N](#) [DX40-20P\(55\)](#) [5554841-1](#) [U90B3054061110](#) [U65-E04-4020](#)
[ZPF00000000097891](#) [557-262M2-06C](#) [747360449](#) [10099439-003C-TRLF](#) [10137239-0021LF](#) [E9320-001-01](#) [10137239-0011LF](#)