



## NTSEAL Sealed Wire-to-Wire Connectors

### FEATURES & BENEFITS

#### High Density

- Compact, high density footprint in 20, 26, 36 and 48 position options

#### Ease-of-Use

- Seamless mating operation with integrated lever
- Prevents mis-mating of connectors with four coding options and colors
- Optimal flexibility with wire-to-wire inline and flange-mount options with tool-free panel installation
- Uses robust and proven TE accessories like backshells and mounting clips

#### The Trusted & Reliable Choice

- Utilizes the high-performance DEUTSCH size 12, 16 and 20 common contact system
- Achieves IP67, IP68 and IP6K9K sealing levels (with backshell)
- Designed for extreme temperatures (-40°C to 125°C) and engine-level vibrations
- Terminal Position Assurance (TPA) confirms proper contact installation
- Connector Position Assurance (CPA) confirms correct assembly and prevents accidental unlocking

Providing robust wire-to-wire connectivity in a compact footprint, TE Connectivity's (TE) family of innovative NTSEAL sealed connectors utilize the proven DEUTSCH common contact system for serviceable applications in harsh environments. The rugged connector system is available in 20, 26, 36 and 48 positions and is IP67, IP68 and IP6K9K-rated (with backshells) for use in agricultural vehicles, buses, construction equipment, trucks, and other applications where proven environmental protection is required.

Integrated TPA, CPA, and tool-free panel installation help eliminate the need for additional components or specific tools, allowing for quick and easy harness assembly, installation and repair. This hybrid connector system allows for signal and power together in one connector by using size 12, 16 and size 20 contacts. This is coupled with a small footprint to enable flexibility for the harness designer.

The 26, 36 and 48 position connector introduces an improved design with an integrated locking lever which facilitates mating operation. This locking mechanism enhances user experience by speeding up assembly and providing proper connector mating.

## APPLICATIONS



Wire-To-Wire



Panel/  
Bulkhead  
Mount



Engine



Chassis



Automation



After-Treatment

## INDUSTRIES



Truck



Construction



Bus



Power  
Sports



Specialty  
Vehicles



Marine



Agriculture



Lift Truck



Recreational

## PRODUCT FEATURES



Contact/Terminal System	DEUTSCH size 20, size 16, size 12
20 Position	Size 20 (x16), size 16 (x4)
26 Position	Size 20 (x18), size 16 (x4), size 12 (x4)
36 Position	Size 20 (x26), size 16 (x4), size 12 (x6)
48 Position	Size 20 (x40), size 16 (x8)
Protection	IP67, IP68 and IP6K9K (with backshell)
Operating Temperature	-40°C to 125°C
Contact Operating Current	7.5 A / 13 A / 25A (at 125°C)
Operating Voltage	12 V / 24 V
Material (Housing/CPA/TPA)	PBT
Standards & Specifications	Product Specification: 108-101662 Application Specification: 114-32209

## NTSEAL Sealed Wire-to-Wire Connectors



### NTSEAL 20 POSITION


Contact Arrangement: size 20 (x16), size 16 (x4)

#### Plugs (Socket Housings)

With CPA				Without CPA			
	Coding	Color	Part Number		Coding	Color	Part Number
	Code A	Black	2350890-1		Code A	Black	1-2350890-1
	Code B	Grey	2350890-2		Code B	Grey	1-2350890-2
	Code C	Green	2350890-3		Code C	Green	1-2350890-3
	Code D	Blue	2350890-4		Code D	Blue	1-2350890-4

#### Receptacles (Pin Housings)

With Flange (Cushion)				Without Flange			
	Coding	Color	Part Number		Coding	Color	Part Number
	Code A	Black	1-2350891-1		Code A	Black	2350891-1
	Code B	Grey	1-2350891-2		Code B	Grey	2350891-2
	Code C	Green	1-2350891-3		Code C	Green	2350891-3
	Code D	Blue	1-2350891-4		Code D	Blue	2350891-4

With Flange (Facial Seal)			
	Coding	Color	Part Number
	Code A	Black	2-2350891-1
	Code B	Grey	2-2350891-2
	Code C	Green	2-2350891-3
	Code D	Blue	2-2350891-4

#### Mounting Rings

Panel Thickness (mm)	Color	Part Number
1.5±0.05	Yellow	2350943-1
3.0±0.05	Grey	2350943-2
3.5±0.05	Green	2350943-3
4.0±0.05	Blue	2350943-4



Used on pin housing with flange

#### Backshells

Adaptive Parameters	Tubing Size	Color	Color
90° Adapter (to be used on 180° backshell)	NW17	Black	2357921-1
180° Receptacle	NW17	Black	2357302-1
180° Tab	NW17	Black	2357302-2

90° backshell needs to be operated based on 180° backshell. 90° backshell can be rotated 360°.



180° Outlet for  
Housing w/ CPA




90° Outlet for  
Housing w/ CPA

## NTSEAL Sealed Wire-to-Wire Connectors



### NTSEAL 26 POSITION

Contact Arrangement: size 20 (x18), size 16 (x4), size 12 (x4)

#### Plugs (Socket Housings)


With CPA			
	Coding	Color	Part Number
	Code A	Black	2405007-1
	Code B	Grey	2405007-2
	Code C	Green	2405007-3
	Code D	Blue	2405007-4

#### Receptacles (Pin Housings)

With Flange				Without Flange			
	Coding	Color	Part Number		Coding	Color	Part Number
	Code A	Black	1-2405028-1		Code A	Black	2405028-1
	Code B	Grey	1-2405028-2		Code B	Grey	2405028-2
	Code C	Green	1-2405028-3		Code C	Green	2405028-3
	Code D	Blue	1-2405028-4		Code D	Blue	2405028-4

#### Mounting Rings

Panel Thickness (mm)	Color	Part Number
1.5±0.05	Yellow	2350943-1
3.0±0.05	Grey	2350943-2
3.5±0.05	Green	2350943-3
4.0±0.05	Blue	2350943-4



#### Backshells

Adaptive Parameters	Tubing Size	Color	Color
180° Backshell	NW19	Black	2428519-1
90° Backshell	NW19	Black	2428518-1




## NTSEAL Sealed Wire-to-Wire Connectors


### NTSEAL 36 POSITION

Contact Arrangement: size 20 (x26), size 16 (x4), size 12 (x6)

#### Plugs (Socket Housings)

With CPA			
	Coding	Color	Part Number
	Code A	Black	2445859-1
	Code B	Grey	2445859-2
	Code C	Green	2445859-3
	Code D	Blue	2445859-4

#### Receptacles (Pin Housings)

With Flange				Without Flange			
	Coding	Color	Part Number		Coding	Color	Part Number
	Code A	Black	1-2445860-1		Code A	Black	2445860-1
	Code B	Grey	1-2445860-2		Code B	Grey	2445860-2
	Code C	Green	1-2445860-3		Code C	Green	2445860-3
	Code D	Blue	1-2445860-4		Code D	Blue	2445860-4

#### Mounting Rings

Panel Thickness (mm)	Color	Part Number
1.5±0.05	Yellow	2366517-1
3.0±0.05	Grey	2366517-2
3.5±0.05	Green	2366517-3
4.0±0.05	Blue	2366517-4



#### Backshells

Adaptive Parameters	Tubing Size	Color	Color
180° Backshell	NW26	Black	2378521-1
90° Backshell	NW26	Black	2378521-1



180° Outlet




90° Outlet

## NTSEAL Sealed Wire-to-Wire Connectors



### NTSEAL 48 POSITION

Contact Arrangement: size 20 (x40), size 16 (x8)

#### Plugs (Socket Housings)

With CPA			
	Coding	Color	Part Number
	Code A	Black	2366494-1
	Code B	Grey	2366494-2
	Code C	Green	2366494-3
	Code D	Blue	2366494-4

#### Receptacles (Pin Housings)

With Flange				Without Flange			
	Coding	Color	Part Number		Coding	Color	Part Number
	Code A	Black	2-2366509-1		Code A	Black	2366509-1
	Code B	Grey	2-2366509-2		Code B	Grey	2366509-2
	Code C	Green	2-2366509-3		Code C	Green	2366509-3
	Code D	Blue	2-2366509-4		Code D	Blue	2366509-4

#### Mounting Rings

Panel Thickness (mm)	Color	Part Number
1.5±0.05	Yellow	2366517-1
3.0±0.1	Grey	2366517-2
3.5±0.05	Green	2366517-3
4.0±0.05	Blue	2366517-4



Used on pin housing with flange

#### Backshells

Adaptive Parameters	Tubing Size	Color	Color
180° Backshell	NW26	Black	2378521-1
90° Backshell	NW26	Black	2378527-1



180° Outlet



90° Outlet

**CONTACTS**

**Stamped & Formed Contacts**

Contact Series	Wire Size (mm <sup>2</sup> )	Insulation Diameter (mm)	Socket Part Number	Pin Part Number
DEUTSCH Size 12 Contact	2.0-4.0	3.4-4.3 (26p, 36p)	1062-12-01**	1060-12-01**
	4.0-6.0	3.4-4.3 (26p, 36p)	1062-12-02**	1060-12-02**
DEUTSCH Size 16 Contact	1.0-2.0	1.9-3.0 1.7-3.0(26p, 36p)	1062-16-01**	1060-16-01**
	1.0-2.5	1.9-3.0	1062-16-12**	1060-16-12**
DEUTSCH Size 20 Contact	0.5-1.5	1.9-2.4	1062-20-01**	1060-20-01**
	0.5-1.5	1.4-2.16	1062-20-02**	1060-20-02**
	0.5-1.5	1.9-2.4	1062-20-03**	
	1.0-1.5	1.9-2.4	1062-20-06**	1060-20-06**

\*\* Plating code number. Refer to contact drawing or contact product spec sheet for details.

**Solid Contacts**



Contact Series	Wire Size (mm <sup>2</sup> )	Insulation Diameter (mm)	Socket Part Number	Pin Part Number
DEUTSCH Size 12 Contact	2.0-3.0	3.4-4.3 (26p, 36p)	0462-203-12**	0460-204-12**
DEUTSCH Size 16 Contact	0.5-1.5	1.9-3.0 1.7-3.0(26p, 36p)	0462-201-16**	0460-202-16**
DEUTSCH Size 20 Contact	0.5	1.4-2.4	0462-201-20**	0460-202-20**
	0.75-1.5	1.4-2.4	0462-005-20**	0460-010-20**

\*\* Plating code number. Refer to contact drawing or contact product spec sheet for details.



**Sealing plugs**

Contact Series	For Position	Color	Pin Part Number
Size 12	26 & 36 Position	Purple	2428520-1
Size 16	20 Position	Grey	2373921-1
	26 & 36 & 48 Position	Blue	2373921-3
Size 20	20 Position	Yellow	2373921-2
	26 & 36 & 48 Position	Green	2373921-4

**Mounting clips**

	Adaptive Parameters	Color	Part Number
	Bracket Hole Size $\varnothing$ 7.0 mm Panel Thickness: 1-2 mm	Black	2355806-1
	Panel Thickness: 2.0-4.0 mm Through Hole / $\varnothing$ 6.35 mm above 2.0-6.0 mm Threaded M8	Black	2357922-1

Used on housings without flange

	Mounting Direction	Color/Material	Hole O.D. (in [mm])	Part Number
	Straight	Stainless steel	0.433 [11.0]	1027-003-1200
	Straight	Stainless steel	0.512 [13.0]	1027-005-1200
	Straight	Steel w/zinc plating	0.512 [13.0]	027-004-1200
	Straight	Grey plastic	0.200 [5.08]	1011-026-0205
	Straight	Black plastic		1011-030-0205
	Straight	Black plastic		1011-310-0205

Used on housings without flange

### ABOUT TE CONNECTIVITY

TE Connectivity is a \$12 billion global industrial technology leader creating a safer, sustainable, productive and connected future. Our broad range of connectivity and sensor solutions, proven in the harshest environments, enable advancements in transportation, industrial applications, medical technology, energy, data communications and the home.

With approximately 80,000 employees, including more than 7,500 engineers, working alongside customers in approximately 140 countries, TE ensures that EVERY CONNECTION COUNTS. Learn more at [www.te.com](http://www.te.com) and on LinkedIn, Facebook, WeChat and Twitter.

### LET'S CONNECT

We make it easy to connect with our experts and are ready to provide all the support you need. For additional information or product assistance, please contact your field representative or our customer service department. Additional information is also available on the website [te.com/ict](http://te.com/ict).

### TECHNICAL SUPPORT

[www.te.com/support](http://www.te.com/support)

United States. . . . . +1 800 522 6752  
Germany. . . . . +49 6151 607 1999  
China. . . . . +86 400 820 6015  
Japan. . . . . +81 44 844 8052

### [te.com/ict](http://te.com/ict)

NTSEAL, DEUTSCH, TE Connectivity, TE, TE connectivity (logo), and EVERY CONNECTION COUNTS are trademarks owned or licensed by the TE Connectivity Ltd. family of companies. All other logos, products and/or company names referred to herein might be trademarks of their respective owners.

The information given herein, including drawings, illustrations and schematics which are intended for illustration purposes only, is believed to be reliable. However, TE Connectivity makes no warranties as to its accuracy or completeness and disclaims any liability in connection with its use. TE Connectivity's obligations shall only be as set forth in TE Connectivity's Standard Terms and Conditions of Sale for this product and in no case will TE Connectivity be liable for any incidental, indirect or consequential damages arising out of the sale, resale, use or misuse of the product. Users of TE Connectivity products should make their own evaluation to determine the suitability of each such product for the specific application..

© 2024 TE Connectivity Corporation. All Rights Reserved.  
ict-ntseal-ds-a4-en Revision 05-2024



## X-ON Electronics

Largest Supplier of Electrical and Electronic Components

*Click to view similar products for [Automotive Connectors](#) category:*

*Click to view products by [TE Connectivity](#) manufacturer:*

Other Similar products are found below :

[72.330.1035.1](#) [776880-1](#) [827153-1](#) [9-1326729-8](#) [9-221607-5](#) [925474-1](#) [964562-4](#) [968782-1](#) [12004475-L](#) [12004483](#) [12033816](#) [12052466](#)  
[12066163](#) [12015909](#) [12077753](#) [1-21030-1](#) [12047958](#) [12084688](#) [13669373](#) [13681974](#) [13688972](#) [13755420](#) [13779834](#) [13796274](#) [13843152](#)  
[13581967](#) [13667961](#) [13669624](#) [13675513](#) [13946876](#) [13953457](#) [13955963](#) [13971791](#) [13979933](#) [13790534-L](#) [13797473](#) [13805590](#)  
[13888202](#) [13969981](#) [1428188-1](#) [1437287-3](#) [1428188-2](#) [DS07-19S-5020](#) [1456987-7](#) [APD-7CP-H](#) [APK-SB25A10L](#) [1452931-2](#) [15317331](#)  
[15326397](#) [15435215](#)