THIS DRAWING IS UNPUBLISHED.
VERTRAULICHE UNVEROEFFENTLICHTE ZEICHNUNG
© COPYRIGHT 2005 - RELEASED FOR PUBLICATION - 2005
FREI FUER VEROEFFENTLICHUNG
ALL RIGHTS RESERVED.
ALLE RECHTE VORBEHALTEN.

MATED WITH:
PASSEND ZU

USABLE WITH TAB 0.8mm AND TAB 0.6mm THICKNESS
Verwendbar mit Flachstecker 0.8mm und 0.6mm Dicke

CONTACTS FOR FLR-CABLE
Kontakte fuer FLR-Leitung

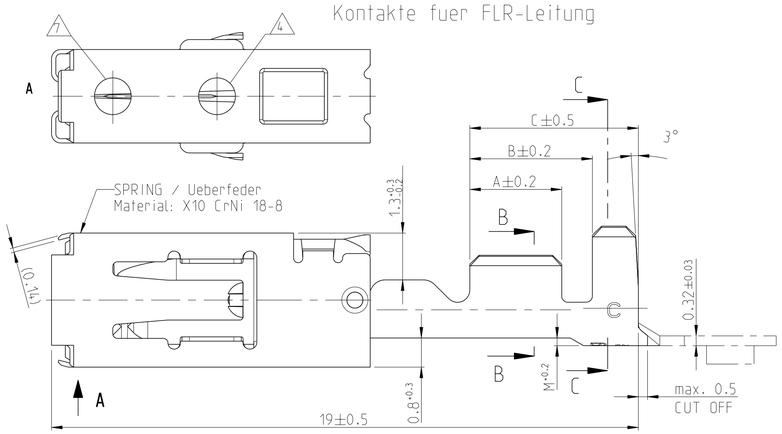

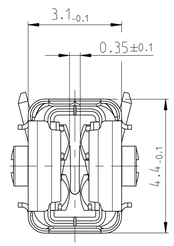

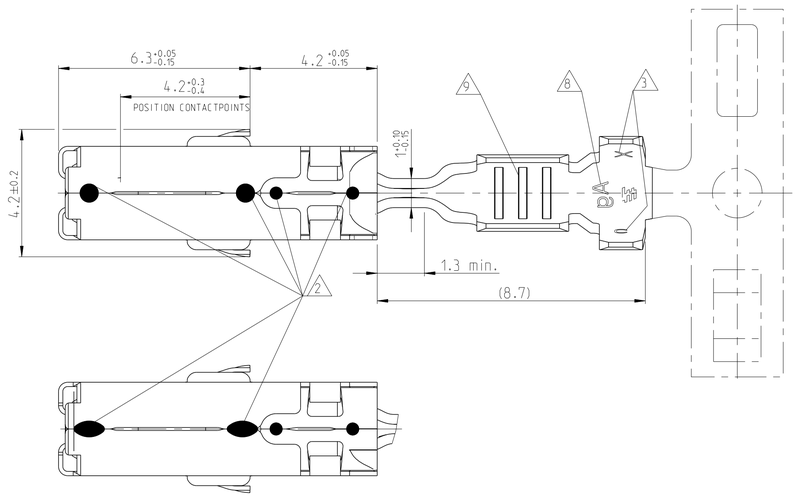

TYPE A

SECTION B-B Schnitt	SECTION C-C Schnitt

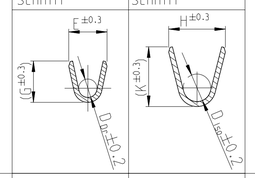

TYPE B1

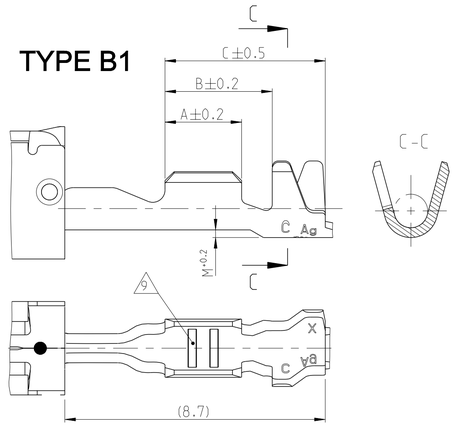

A16 TYPE B2

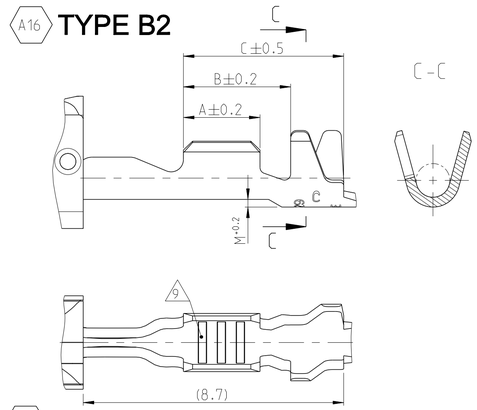

A16

CONTACTS FOR SINGLE WIRE SEALING SYSTEM:
FLR- AND FLK- CABLE
Kontakte fuer Einzel-Dichtung-System:
FLR- und FLK-Leitung

DIMENSIONS SEE FIGURE "CONTACS FOR FLR-CABLE"
Masse siehe Darstellung der Kontakte fuer FLR-Leitung

LOC	DIST
A1	-

PROJEKT NR.:

REVISIONS
ANDERUNGEN

P	LTR	DESCRIPTION BESCHREIBUNG	DATE	DWN	APVD
	C13	ECR-15-010777	20JUL2015	SG	RL
	C14	ECR-15-012070	22SEP2015	JBJH	BK
	C15	ECR-15-017391	30NOV2015	SG	RL
	C16	Type B2 added. see PCN E-18-010946	19APR2018	FRAN	MERZ

TYPE C1

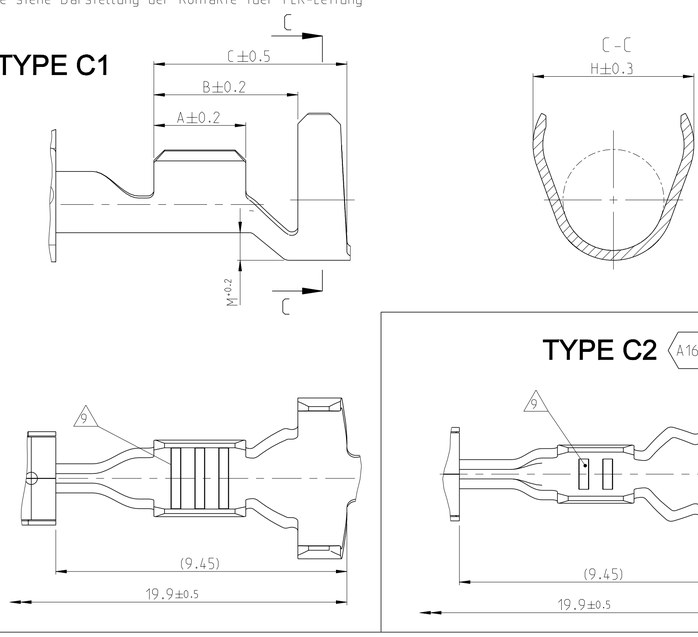

TYPE C2 A16

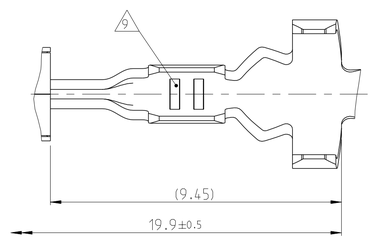

SINGLE WIRE SEALING SYSTEM 6

SINGLE WIRE SEAL Einzeldichtung 6		
963292-1	2.7...3.0	YELLOW gelb
963293-1	2.0...2.7	REDBROWN rotbraun
963294-1	1.2...2.1	BLUE blau
ORDER NO. Bestell-Nr.	INSULATION DIA Isolations Ø	COLOUR Farbe

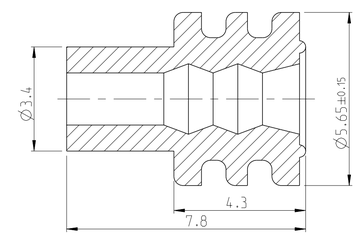

ORDER NO. Bestell-Nr. Strip Bandware	REV.	WIRE RANGE Drahtgroessen-bereich (mm 2)	INSULATION DIA Isolations Ø (mm)	MATERIAL Werkstoff	PLATING Ueberzug	LENGTH Laenge	WIRE CRIMP Drahtcrimp	INSUL. CRIMP Isol.-Crimp	FORM OF ISO-CRIMP form des Iso-Crimp	ORDER NO. Bestell-Nr. TOOL / INSERT Handzange / Matrize FOR LOOSE PIECE f. Einzelausfuehrung	ORDER NO. Bestell-Nr. EXTRACTION TOOL Ausdrueckwerkzeug	CRIMP DATA AND CRIMP TOOL Crimpdaten u. Crimpwerkzeuge
0-1241396-4	C	>1.0-2.5	2.2-3.0	CuNiSi	SILVERPLATED versilbert 12	A = 3.5 B = 5.2 C = 6.8	E = 3.6 G = 3.8 D_{Dr} = 1.8	H = 5.45 K = (4.8) D_{Iso} = 3.5 M = 0.85	C1	HANDCRIMPTOOL Handcrimpwerkzeug 539635-1 INSERT / Matrize 539952-2	539969-1	SEE APPLICATION SPECIFICATION siehe Verarbeitungsspezifikation 114-18387
0-1241396-3	C			CuNiSi	PRESILVER vorversilbert 8							
0-1241396-2	C			CuNiSi	4							
0-1241396-1	C			CuNiSi	TINPLATED vorverzinnt							
0-1241394-3	C	0.5-1.0	1.4-2.7	CuNiSi	PRESILVER vorversilbert 8	A = 3.0 B = 4.7 C = 6.3	E = 2.5 G = 2.7 D_{Dr} = 1.2	H = 5.25 K = (4.8) D_{Iso} = 3.3 M = 0.75	C1			
0-1241394-2	C			CuNiSi	4							
0-1241394-1	C			CuNiSi	TINPLATED vorverzinnt							
0-1241392-3	C	0.2-0.35	1.1-1.4	CuNiSi	PRESILVER vorversilbert 8	A = 2.5 B = 4.7 C = 6.3	E = 1.9 G = 1.9 D_{Dr} = 0.75	H = 4.85 K = (4.4) D_{Iso} = 3.2 M = 0.7	C2			
0-1241392-2	C			CuNiSi	4							
0-1241392-1	C			CuNiSi	TINPLATED vorverzinnt							
0-1564984-3	C	0.2-0.35 10	1.1-1.4	CuNiSi	PRESILVER vorversilbert 8		E = 2.4 G = 2.3 D_{Dr} = 1.0		C1	HANDCRIMPTOOL 539635-1 INSERT 4-1579016-1		
0-1564984-2	C			CuNiSi	4							
0-1564984-1	C			CuNiSi	TINPLATED vorverzinnt							
0-1241390-3	C	>1.0-2.5 5	2.2-3.0 5	CuNiSi	PRESILVER vorversilbert 8	A = 3.3 B = 4.3 C = 5.8	E = 3.6 G = 3.8 D_{Dr} = 1.8	H = 4.7 K = (4.9) D_{Iso} = 2.6 M = 0.4	TYPE A	HANDCRIMPTOOL Handcrimpwerkzeug 539635-1 INSERT / Matrize 539951-2		
0-1241390-2	C			CuNiSi	4							
0-1241390-1	C			CuNiSi	TINPLATED vorverzinnt							
0-1241388-3	C	0.5-1.0	1.4-2.1	CuNiSi	PRESILVER vorversilbert 8	A = 3.0 B = 4.0 C = 5.5	E = 2.5 G = 2.7 D_{Dr} = 1.2	H = 3.7 K = (3.9) D_{Iso} = 1.8 M = 0.2				
0-1241388-2	C			CuNiSi	4							
0-1241388-1	C			CuNiSi	TINPLATED vorverzinnt							
0-1241386-3	C	0.2-0.35 10	1.1-1.4	CuNiSi	PRESILVER vorversilbert 8	A = 2.5 B = 3.5 C = 5.2	E = 1.9 G = 1.9 D_{Dr} = 0.75	H = 2.5 K = (2.5) D_{Iso} = 1.1 M = 0.2	TYPE B1			
0-1241386-2	C			CuNiSi	4							
0-1241386-1	C			CuNiSi	TINPLATED vorverzinnt							
0-1564982-3	C	0.2-0.35	1.1-1.4	CuNiSi	PRESILVER vorversilbert 8		E = 2.4 G = 2.3 D_{Dr} = 1.0		TYPE B2	HANDCRIMPTOOL 539635-1 INSERT 4-1579016-1		
0-1564982-2	C			CuNiSi	4							
0-1564982-1	C			CuNiSi	TINPLATED vorverzinnt							
						CRIMP DIMENSIONS (mm) Crimpabmessungen						

SINGLE WIRE SEALING SYSTEM Einzeldichtungssystem 6

Notes
Bemerkungen:

1 TO BE USED ON Flachstecker /TAB 2.8 +0.3 -0.1 x 0.6 +0.07 -0.03
Geeignet fuer Flachstecker / TAB 2.8 +0.3 -0.1 x 0.8 ±0.03

2 ALTERNATIVELY LASERWELDED POINT OR LINE SHAPED (DIE CAUSED)
Laserschweissung wahlweise Punk- oder Linienfoermig (Fertigungsbedingt)

3 DIE-IDENTIFICATION AND REVISION STATUS
Kennung fuer Werkzeug und Revisionsstand

4 MIN. 0.8µm GOLDPLATE IN CONTACT AREA OVER MIN. 1.3µm NICKELPLATE;
MIN. 1µm TINPLATE IN CRIMP AREA.
AS INDEX SEE HOLE AT SPRING
0.8µm Goldueberzug im Kontaktbereich ueber min. 1.3µm Nickelueberzug;
min. 1µm Zinnueberzug im Crimpbereich.
Zur Kennzeichnung siehe Loch an der Ueberfeder

5 FOR DOUBLE AND SINGLE CRIMP
Fuer Doppel- und Einzelcrimp

6 SINGLE WIRE SEAL TO BE SELECTED ACCORDING TO INSULATION-DIA
Auswahl der Einzeldichtung entsprechend dem Isolationsdurchmesser

7 MANUFACTORIN-CONDITIONED HOLE. IS STARTING FROM REV. C AT ALL VERSIONS
Fertigungsbedingtes Loch. befindet sich ab Rev. C an allen Kontakten

8 MARKING WITH "Ag" FOR SILVERPLATE IN CONTACT AREA
Kennzeichnung mit "Ag" bei Silberueberzug im Kontaktbereich

9 DIFFERENT FORM OF THE SERRATION POSSIBLE
Unterschiedliche Ausfuehrung der Rillen moeglich

10 PN 1241386 AND 1241392 NOT FOR NEW APPLICATION. REPLACED BY PN 1564982 AND PN1564984.
PN 1241386 und 1241392 nicht fuer Neuanwendung. Ersatz durch PN 1564982 und 1564984

A16 11 DETAILS OF DESIGN ARE LEFT TO MANUFACTURER
Einzelheiten der Ausfuehrung bleiben dem Hersteller ueberlassen

12 "Ag+" MARKING ON SILVER PLATED VERSIONS FOR INCREASED LIMIT TEMPERATURE
"Ag+" Markierung auf versilberten Versionen fuer erhoehte Grenztemperatur

2:1

THIS DRAWING IS A CONTROLLED DOCUMENT.
DIESES ZEICHNUNGSDOKUMENT WIRD DURCH AMP INCORPORATED KONTROLLIERT.
ANWENDUNGEN, DIE DEM TECHNISCHEN FORTSCHRITT DIENEN, SIND VORBEHALTEN.
DEN ÄWEILS GETTUNGSTUTEN ÄNDERUNGSSTAND ERFAHREN SIE AUF ANFRAGE.

DIMENSIONS: MASSEINHEITEN: mm
TOLERANCES UNLESS OTHERWISE SPECIFIED: ALLGEMEINTOLERANZEN
0 PLC ±-
1 PLC ±GENERAL-
2 PLC ±TOLERANZ
3 PLC ±
4 PLC ±-
ANGLES ±WINKEL ±4°
MATERIAL see table siehe Tabelle
FINISH OBERFLAECHE/FARBE see table siehe Tabelle

DWN 06JUN2006 R. Liebing
CHK -
APVD -
PRODUCT SPEC PRODUKTSPEZ. 108-18717
APPLICATION SPEC VERARBEITUNGSSPEZ. 114-18387
WEIGHT GEWICHT -

TE Connectivity

NAME
PRODUCT GROUP DRAWING FOR AMP MCP 2.8K
-

SIZE	CAGE CODE	DRAWING NO ZEICHNUNGS-NR.	RESTRICTED TO NUR FUER
A1	00779	C-1241437	-

Customer Drawing /KUNDENZEICHNUNG SCALE MASSSTAB 10:1 SHEET BLATT 1 OF VON 1 REV C16

4805 (3/11)

X-ON Electronics

Largest Supplier of Electrical and Electronic Components

Click to view similar products for Automotive Connectors ***category:***

Click to view products by TE Connectivity ***manufacturer:***

Other Similar products are found below :

003-018-000 60403001 60993906-B M902-2131 M902-2161 72.330.1035.1 73.353.4028.0 F119300-B F166900 F258300-B F358300-B F407400 F444110 F487000 F509500B-B 827153-1 8N1515-32-24P 9-1326729-8 925474-1 928905-1 964562-4 968782-1 GT17SA-8DS-HU 98891-1012 98947-1016 12004147 12004475-L 12010290 12010309-B 12015454 12020219-B 12020308 12041318-B 12052225-L 12052466 12059125 12064869 12004327-B 12010503-B 12015308 12015384 12015909 1-21030-1 12041254 12041318 12047946-B 12047957 12047957-L 12059473 12066261