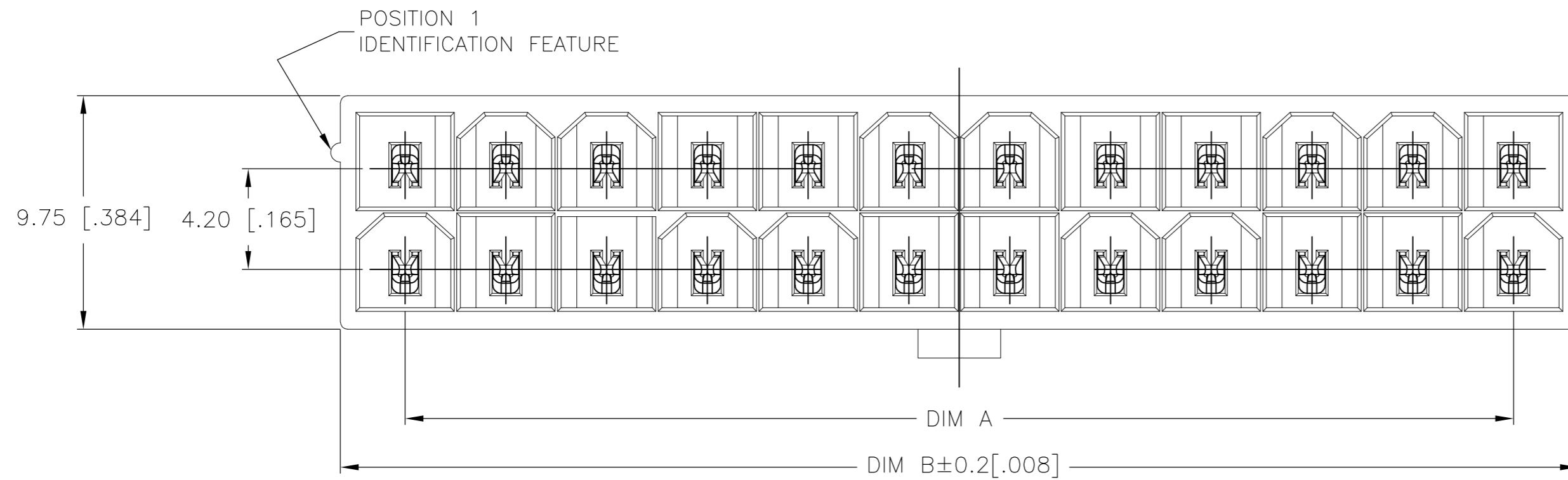
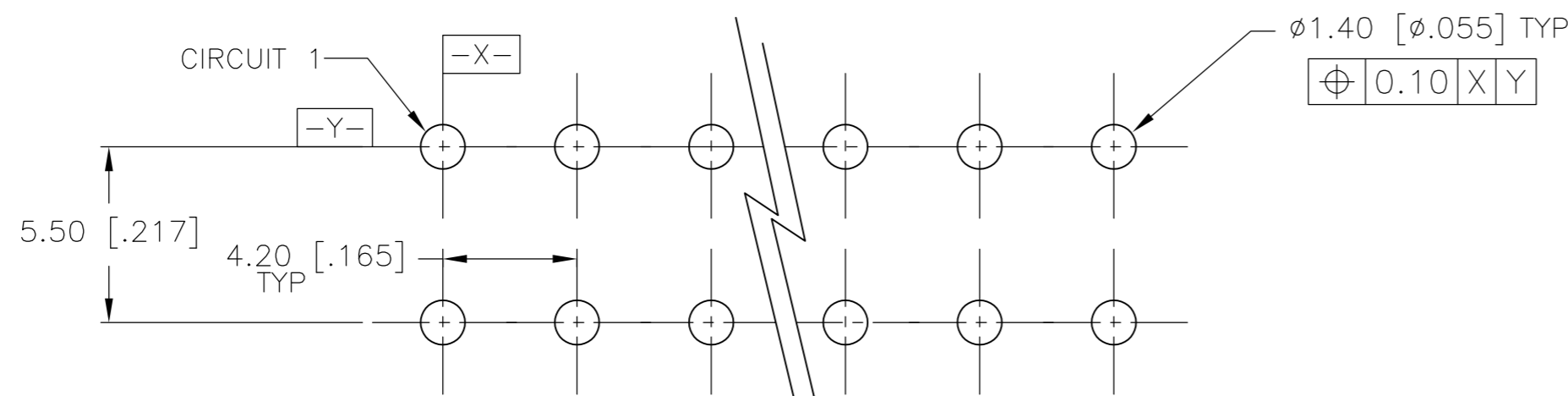
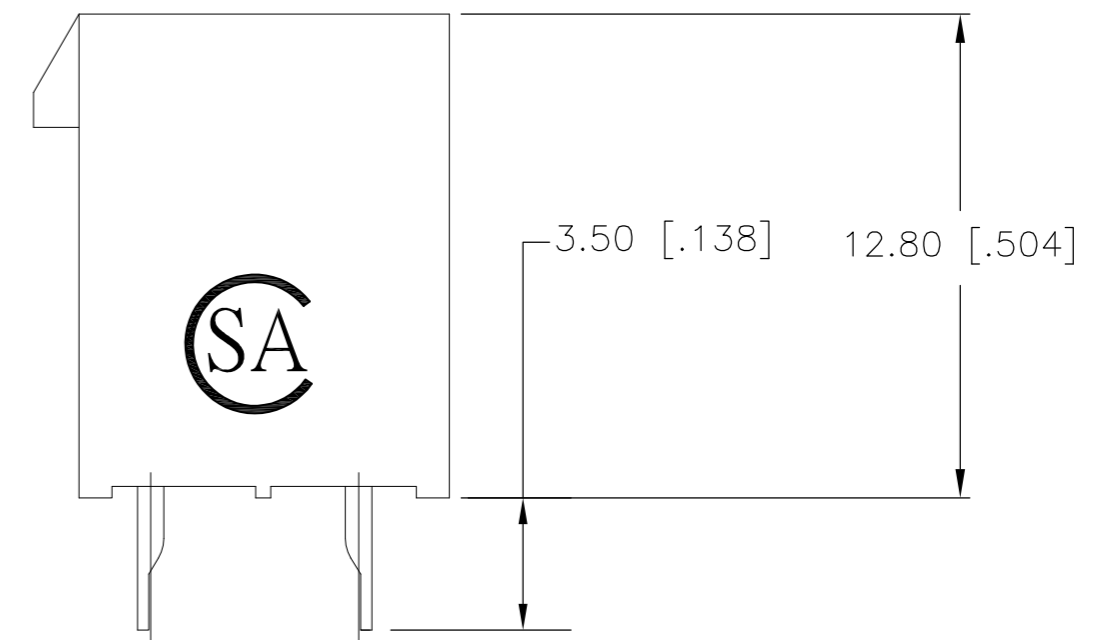
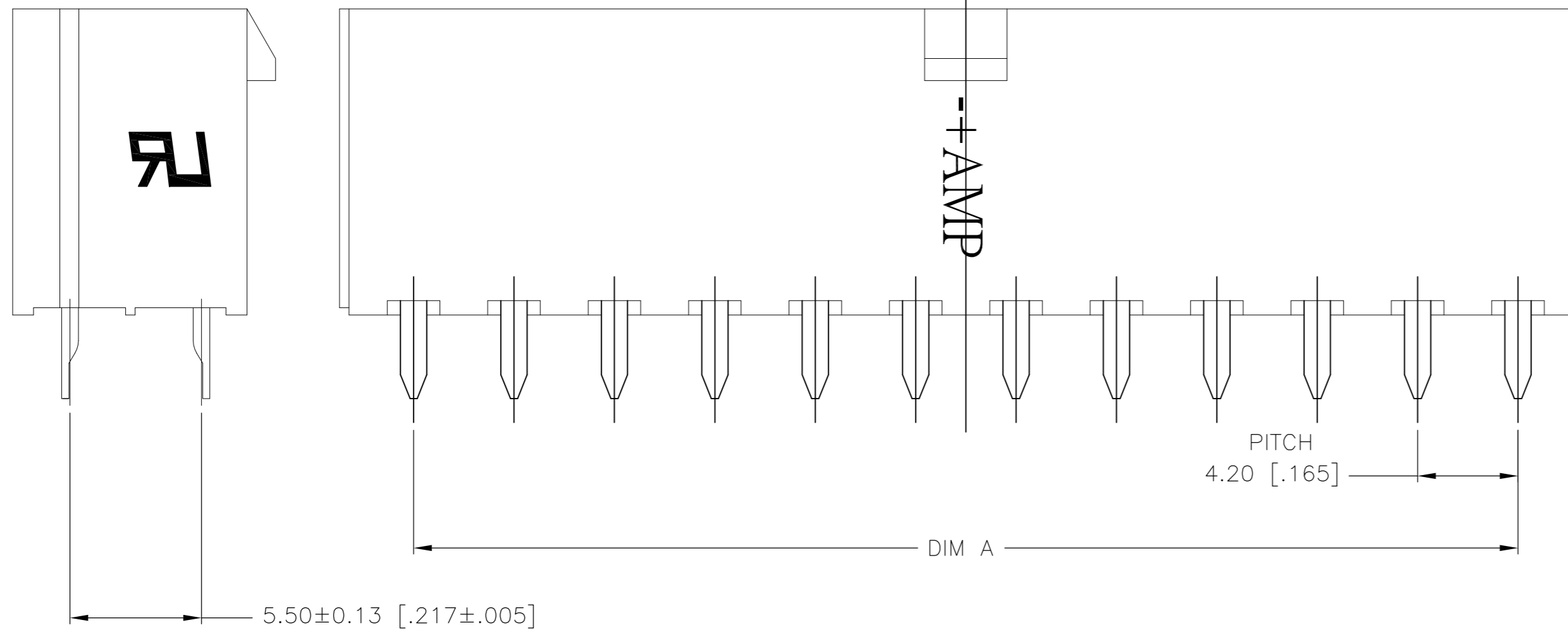


THIS DRAWING IS UNPUBLISHED. RELEASED FOR PUBLICATION
 © COPYRIGHT - By - ALL RIGHTS RESERVED.

REVISIONS					
P	LTR	DESCRIPTION	DATE	DWN	APVD
A		FIRST RELEASED	15AUG2017	WH	DZ



- 1 MATERIAL: HOUSING: POLYAMIDE, UL94V-2, WHITE
CONTACTS: HIGH PERFORMANCE COPPER ALLOY
- 2 CONTACT FINISH: POST-TIN PLATING
- 3 FLAMMABILITY V2 FOR THICKNESS 0.38mm, 1.5mm AND 3.0mm PER IEC 60695-11-10.
- 4 GLOW-WIRE FLAMMABILITY (GWFI) 800°C FOR THICKNESS 0.38mm AND 0.75mm PER IEC 60695-2-12.
- 5 GLOW-WIRE FLAMMABILITY (GWFI) 960°C FOR THICKNESS 1.5mm AND 3.0mm PER IEC 60695-2-12.
- 6 GLOW-WIRE IGNITION (GWIT) 825°C FOR THICKNESS 0.38mm, 0.75mm, 1.5mm AND 3.0mm PER IEC 60695-2-13.
- 7 MATES WITH VAL-U-LOK(TM) RECEPTACLE HOUSINGS:
X-1586019-X(UL94-V0)
X-1586765-X(UL94-V2,GLOW WIRE)



PCB LAYOUT: COMPONENT SIDE
 RECOMMENDED BOARD THICKNESS 1.60 [.063]

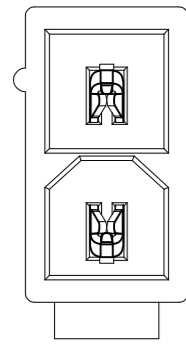
24	46.2±0.2 [1.819±.008]	51.6 [2.031]	2-2825272-4
22	42.0±0.2 [1.654±.008]	47.4 [1.866]	2-2825272-2
20	37.8±0.2 [1.488±.008]	43.2 [1.701]	2-2825272-0
18	33.6±0.2 [1.323±.008]	39.0 [1.536]	1-2825272-8
16	29.4±0.2 [1.157±.008]	34.8 [1.370]	1-2825272-6
14	25.2±0.2 [.992±.008]	30.6 [1.205]	1-2825272-4
12	21.0±0.2 [.827±.008]	26.4 [1.039]	1-2825272-2
10	16.8±0.1 [.661±.004]	22.2 [.874]	1-2825272-0
8	12.6±0.1 [.496±.004]	18.0 [.709]	2825272-8
6	8.4±0.1 [.331±.004]	13.8 [.543]	2825272-6
4	4.2±0.1 [.165±.004]	9.6 [.378]	2825272-4
2		5.4 [.213]	2825272-2
POS	DIM A	DIM B	PART NUMBER

2-2825272-4 SHOWN

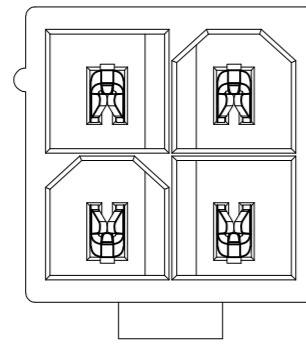
THIS DRAWING IS A CONTROLLED DOCUMENT.		DWN WARREN HUO 15AUG2017	TE Connectivity	
DIMENSIONS: mm [INCHES]		CHK DANIEL ZHANG 15AUG2017		
TOLERANCES UNLESS OTHERWISE SPECIFIED:		APVD DANIEL ZHANG 15AUG2017	NAME	
0 PLC ± -		PRODUCT SPEC	108-150000	
1 PLC ± 0.5 [.02]		APPLICATION SPEC	114-13172	
2 PLC ± 0.25 [.010]		WEIGHT	A2 00779 C=2825272	
3 PLC ± -		CUSTOMER DRAWING	SCALE N/A SHEET 1 OF 2 REV A	
4 PLC ± -				
ANGLES ± -				
FINISH				

THIS DRAWING IS UNPUBLISHED. RELEASED FOR PUBLICATION
 © COPYRIGHT - By - ALL RIGHTS RESERVED.

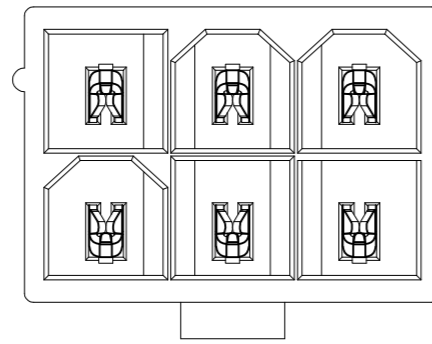
REVISIONS				
P	LTR	DESCRIPTION	DATE	APVD
-	-	SEE SHEET 1	-	-



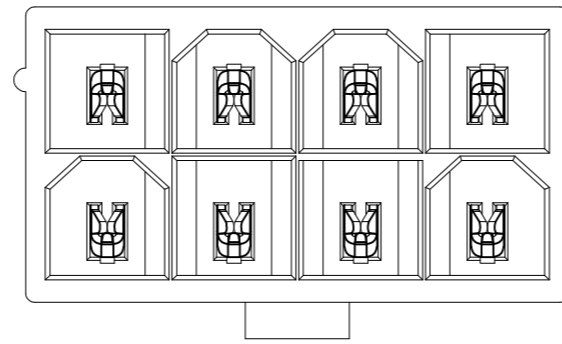
2825272-2



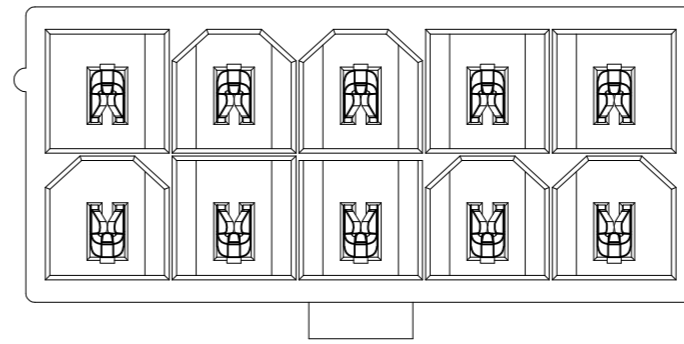
2825272-4



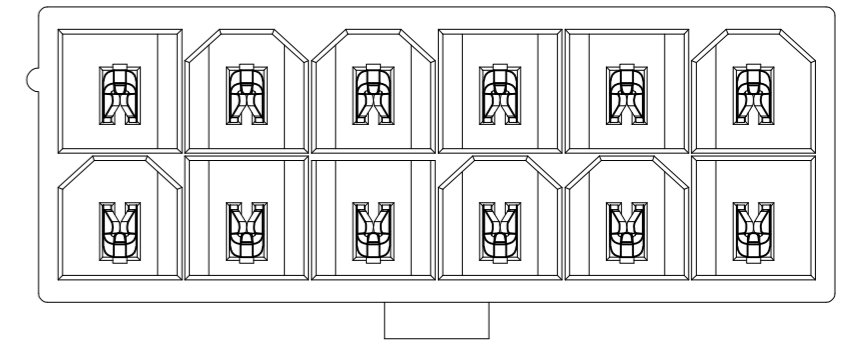
2825272-6



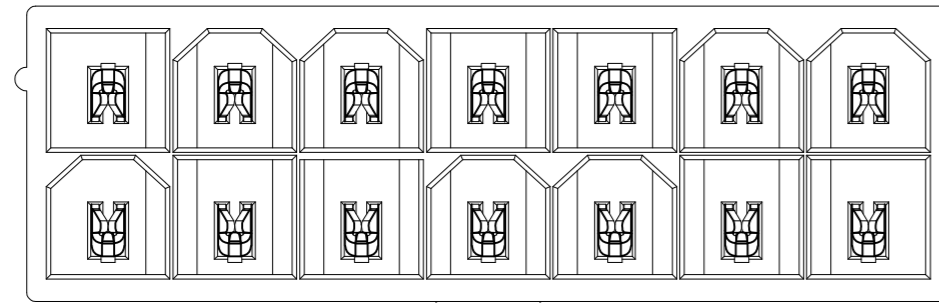
2825272-8



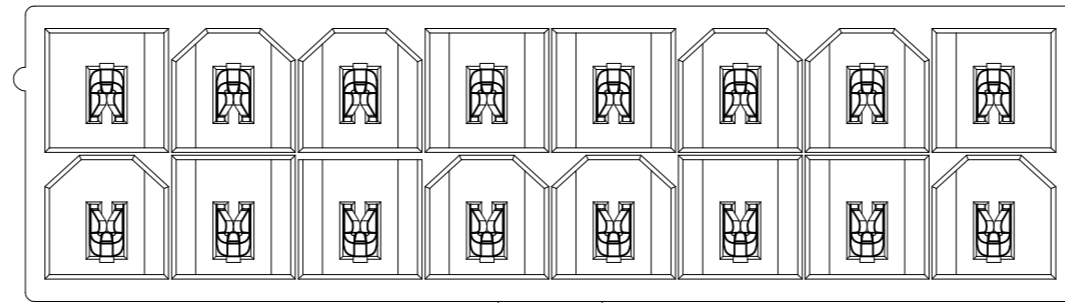
1-2825272-0



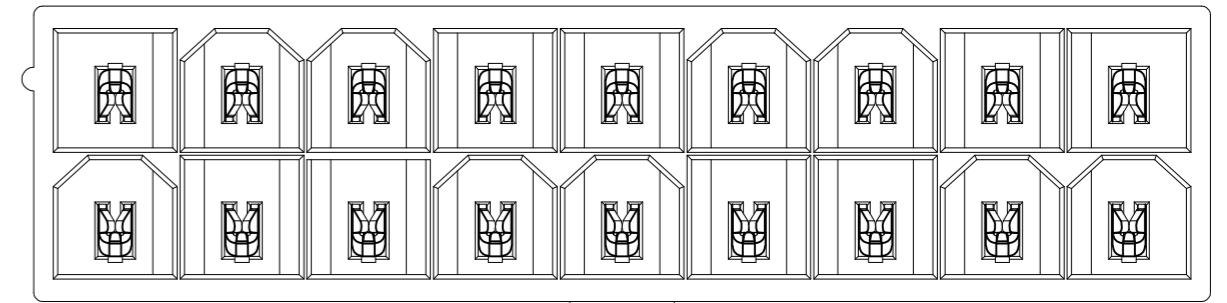
1-2825272-2



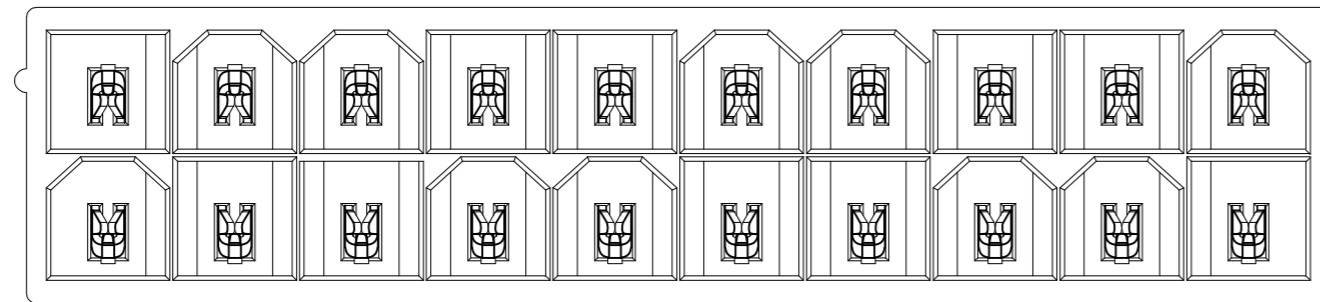
1-2825272-4



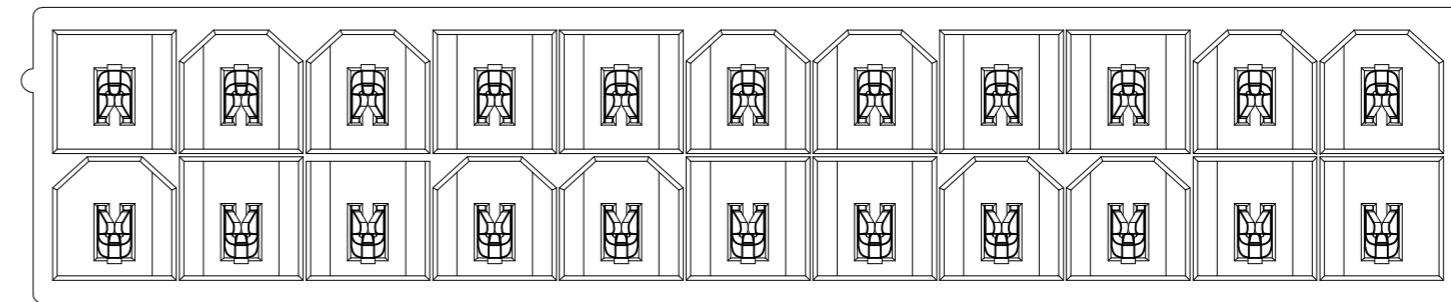
1-2825272-6



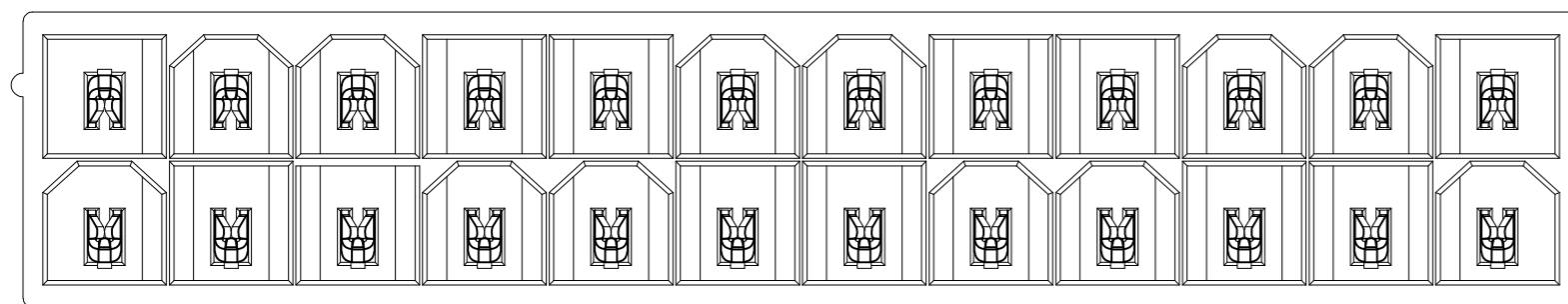
1-2825272-8



2-2825272-0



2-2825272-2



2-2825272-4

THIS DRAWING IS A CONTROLLED DOCUMENT.		DWN WARREN HUO 15AUG2017	TE Connectivity VERTICAL HEADER WITHOUT PEGS, WITH DRAIN HOLES VAL-U-LOK(TM), HCS	
DIMENSIONS: mm [INCHES]		CHK DANIEL ZHANG 15AUG2017		
		APVD DANIEL ZHANG 15AUG2017	PRODUCT SPEC 108-150000	RESTRICTED TO
TOLERANCES UNLESS OTHERWISE SPECIFIED:		APPLICATION SPEC 114-13172		SIZE A2
MATERIAL		WEIGHT		CAGE CODE 00779
FINISH		CUSTOMER DRAWING		DRAWING NO C-2825272
		SCALE N/A		SHEET 2 of 2
				REV A

X-ON Electronics

Largest Supplier of Electrical and Electronic Components

Click to view similar products for [Headers & Wire Housings](#) category:

Click to view products by [TE Connectivity](#) manufacturer:

Other Similar products are found below :

[95000-104TRLF](#) [10135584-644402LF](#) [DF62W-EP2022PCA](#) [95000-106TRLF](#) [DF62W-2022SCA](#) [DF62W-EP2022PC](#) [2203348](#) [DF62W-2022SC](#) [1084018](#) [1029039](#) [1084017](#) [802-10-012-10-002000](#) [1112640](#) [1112639](#) [000-34000](#) [0009482033](#) [0009507031](#) [57102-S06-03LF](#) [57202-S52-04LF](#) [PCN6-15S-2.5E](#) [0039019024](#) [58102-G61-06LF](#) [582553-1](#) [0009508121](#) [0050291907](#) [018731A](#) [LY20-4P-DT1-P1E-BR](#) [02.125.8002.8](#) [60101931](#) [60598-1 \(Cut Strip\)](#) [M1625-3R/100](#) [61062-3](#) [61082-181009](#) [636-1427](#) [638009-1](#) [641938-9](#) [641991-4](#) [644168-1](#) [647662-1](#) [65039-019ELF](#) [65817-002LF](#) [65817-015LF](#) [65863-015LF](#) [66207-023LF](#) [67016-026LF](#) [67046-001LF](#) [67095-007LF](#) [68002-116](#) [68016-236H](#) [68648-049](#)