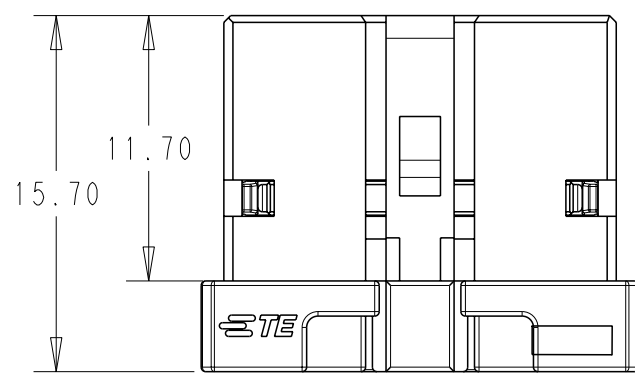
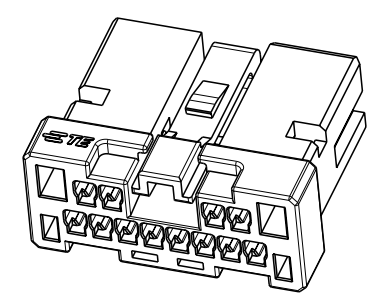
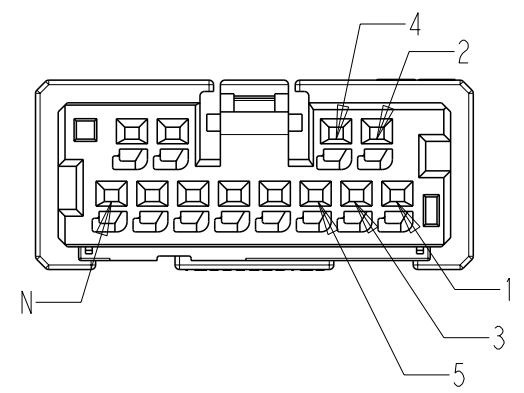


THIS DRAWING IS A CONTROLLED DOCUMENT. ALL RIGHTS RESERVED.
 RELEASED FOR PUBLICATION
 ALL RIGHTS RESERVED.

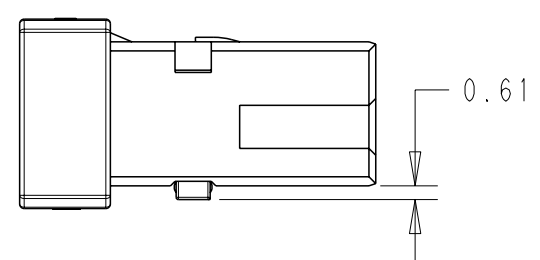
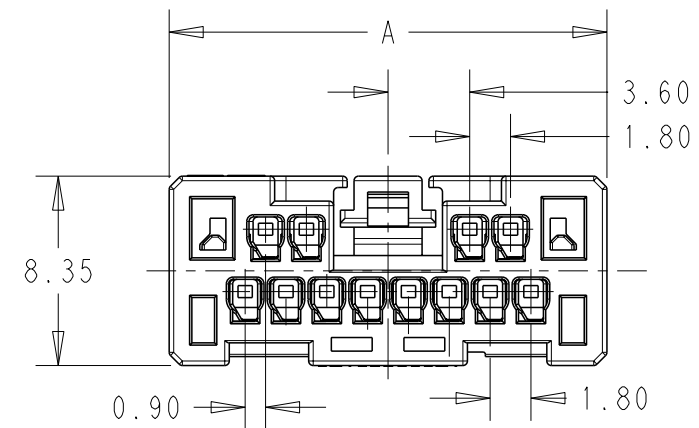
REVISIONS					
P	LTR	DESCRIPTION	DATE	DWN	APVD
	A	ECR-21-123282	07DEC2021	F.F	M.S
	B	ECR-22-131698	08MAR2022	F.F	M.S



PIN DEFINITION AS SHOWN,
 N MEANS MAX POSITIONS:
 FOR EXAMPLE: N=12,PN IS 1-2834461-2

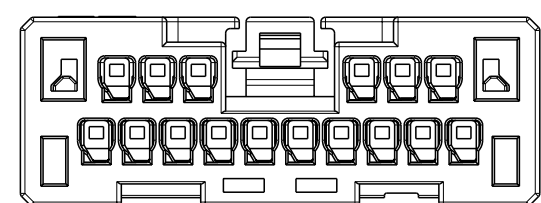


AS SHOWN: 1-2834461-2

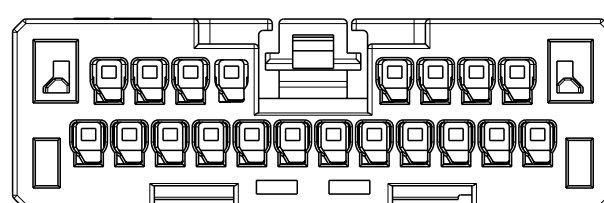


NOTES :

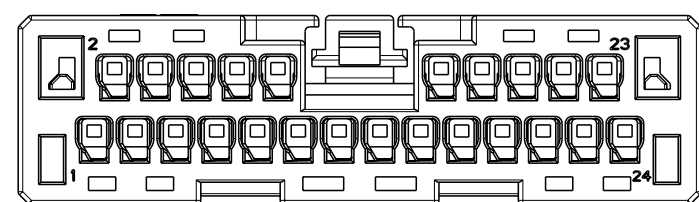
- MATERIAL: POLYBUTYLENE TEREPHTHALATE.
- PACKAGING: TRAY INSIDE OF CARTON.



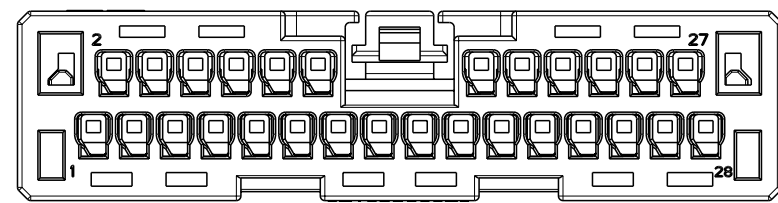
1-2834461-6



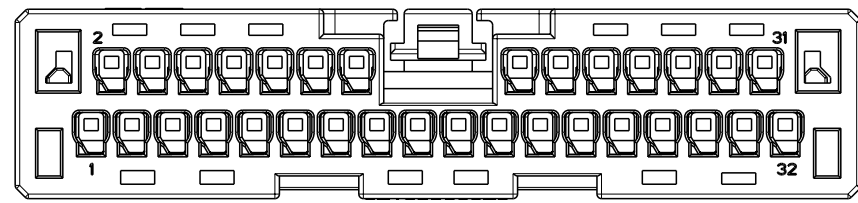
2-2834461-0



2-2834461-4

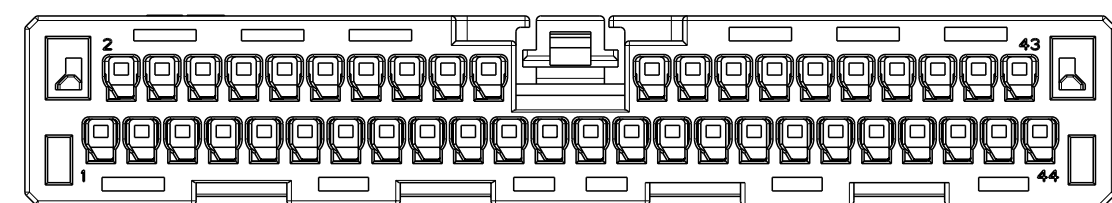


2-2834461-8



3-2834461-2

4-2834461-4	4-2834497-4	44	48.1
4-2834461-0	4-2834497-0	40	44.5
3-2834461-6	3-2834497-6	36	40.9
3-2834461-2	3-2834497-2	32	37.3
2-2834461-8	2-2834497-8	28	33.7
2-2834461-4	2-2834497-4	24	30.1
2-2834461-0	2-2834497-0	20	26.5
1-2834461-6	1-2834497-6	16	22.9
1-2834461-2	1-2834497-2	12	19.3
PN(X KEY)	PN(Y KEY)	POSITION	DIMENSION A

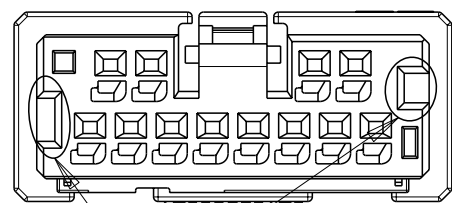


4-2834461-4

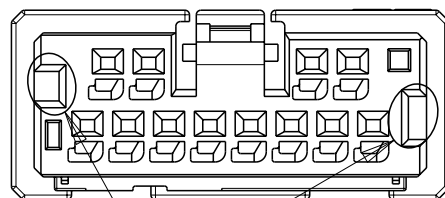
THIS DRAWING IS A CONTROLLED DOCUMENT.		DWN	12MAY2021	STC TE Connectivity
DIMENSIONS: mm		FRANK FAN	12MAY2021	
TOLERANCES UNLESS OTHERWISE SPECIFIED:		CHK	GEORGE FU	
0 PLC ±		APVD	MING SHI	
1 PLC ±		PRODUCT SPEC	108-137443	NAME
2 PLC ±0.25		APPLICATION SPEC	114-137527	RECEPTACLE ASSEMBLY MINI DYNAMIC
3 PLC ±		WEIGHT	-	SIZE
4 PLC ±		CUSTOMER DRAWING		CAGE CODE
ANGLES ±		SCALE	3:1	DRAWING NO
FINISH -		SHEET	1 OF 2	RESTRICTED TO
MATERIAL	TBD	REV	B	

printed on 8 Mar 2022 11:53 (China Standard Time) from TE310617

P	LTR	DESCRIPTION	DATE	DWN	APVD
		SEE SHEET 1			

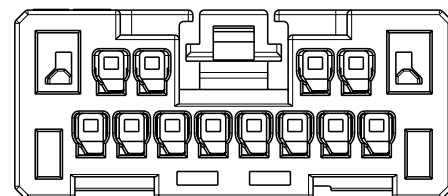


X KEY
1-2834461-2

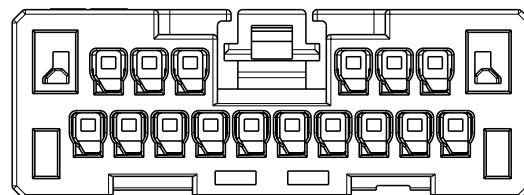


Y KEY
1-2834497-2

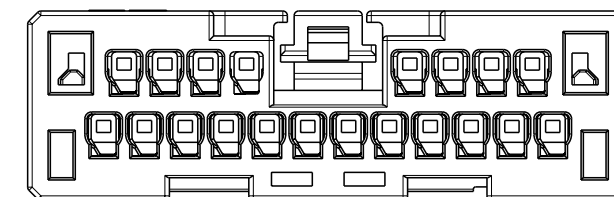
NOTES:
1. PLEASE REFER DIMENSIONS AND REQUIREMENTS IN SHEET 1.



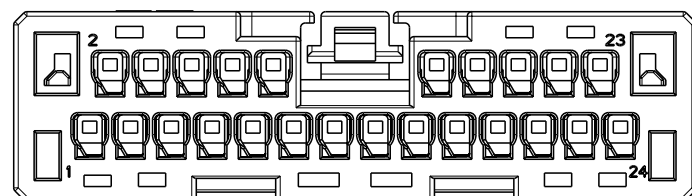
1-2834497-2



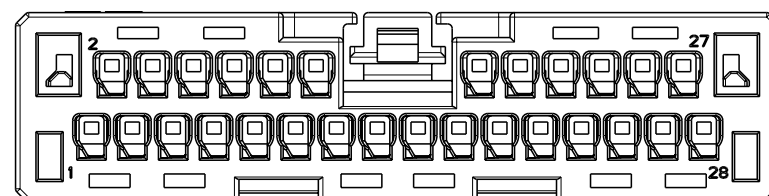
1-2834497-6



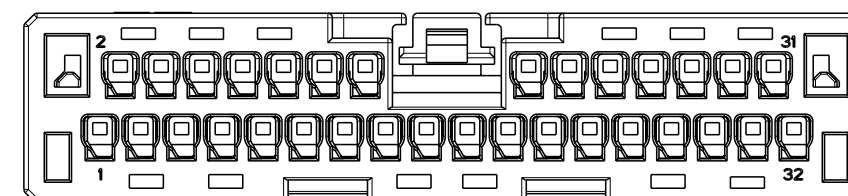
2-2834497-0



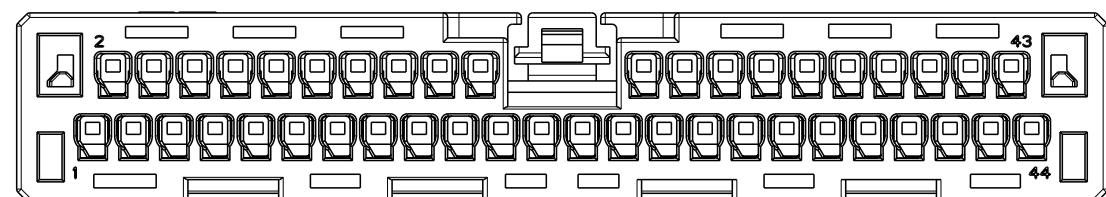
2-2834497-4



2-2834497-8

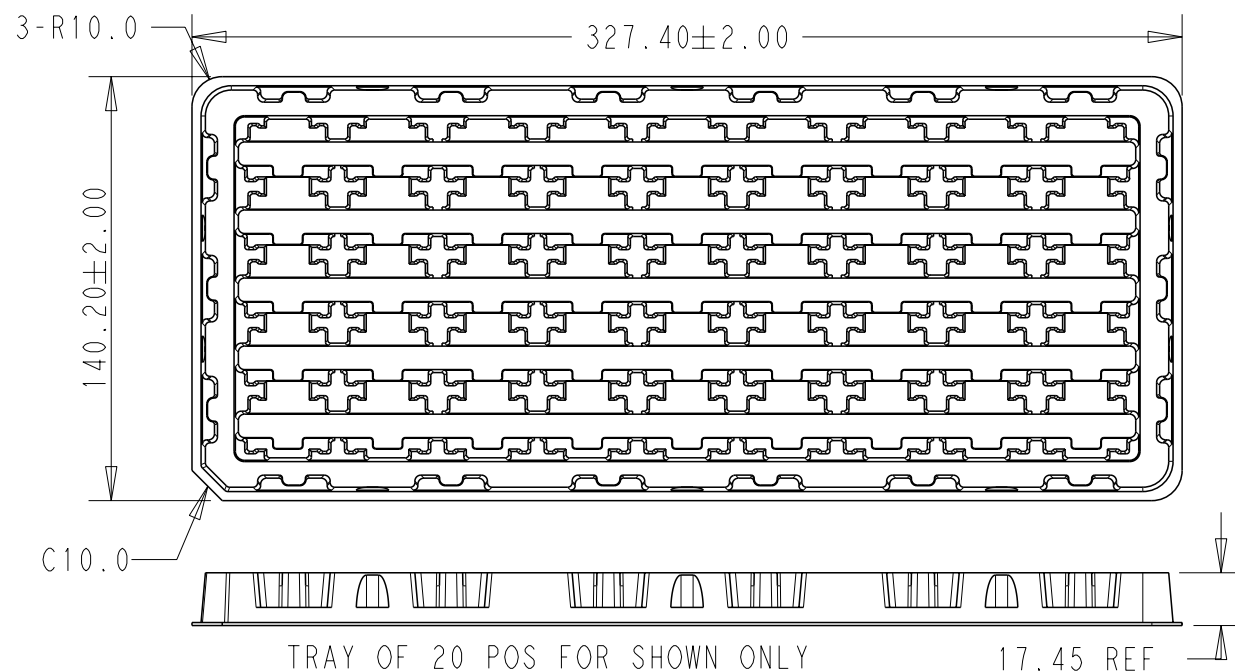


3-2834497-2



4-2834497-4

4-2834461-4	4-2834497-4	25	100	200
4-2834461-0	4-2834497-0	30	120	240
3-2834461-6	3-2834497-6	30	120	240
3-2834461-2	3-2834497-2	35	140	280
2-2834461-8	2-2834497-8	35	140	280
2-2834461-4	2-2834497-4	40	160	320
2-2834461-0	2-2834497-0	45	180	360
1-2834461-6	1-2834497-6	45	180	360
1-2834461-2	1-2834497-2	55	220	440
PN(X KEY)	PN(Y KEY)	QUANTITY PER TRAY / PCS	QUANTITY PER MIDDLE BOX / PCS	QUANTITY PER OUTER BOX / PCS



THIS DRAWING IS A CONTROLLED DOCUMENT.		DWN FRANK FAN 12MAY2021	TE Connectivity		
DIMENSIONS: mm		CHK GEORGE FU 12MAY2021			
TOLERANCES UNLESS OTHERWISE SPECIFIED:		APVD MING SHI 12MAY2021	NAME		
0 PLC ±- 1 PLC ± 2 PLC ±0.25 3 PLC ± 4 PLC ± ANGLES ± FINISH -		PRODUCT SPEC 108-137443	RECEPTACLE ASSEMBLY MINI DYNAMIC		
MATERIAL TBD		APPLICATION SPEC 114-137527	SIZE A3	CAGE CODE 00779	DRAWING NO C-2834461
		WEIGHT -	RESTRICTED TO -		
		CUSTOMER DRAWING	SCALE 3:1	SHEET 2 OF 2	REV B

printed on 8 Mar 2022 11:53 (China Standard Time) from TE310617

X-ON Electronics

Largest Supplier of Electrical and Electronic Components

Click to view similar products for [Headers & Wire Housings](#) category:

Click to view products by [TE Connectivity](#) manufacturer:

Other Similar products are found below :

[57102-F02-18ULF](#) [58102-G61-06LF](#) [582553-1](#) [009176003701906](#) [01.001.5753.1](#) [0050291907](#) [02.125.8002.8](#) [609-3404](#) [61062-3](#)
[CSU011177004](#) [622-0430](#) [622-3653LF](#) [63453-116](#) [636-1030](#) [636-1427](#) [636-3427](#) [636-4007](#) [641938-9](#) [65495-038](#) [65692-001LF](#) [65781-018](#)
[65781-047](#) [65817-010LF](#) [65817-015LF](#) [66207-023LF](#) [67095-007LF](#) [67601157](#) [68631-112](#) [68645-018](#) [699319-000](#) [70.362.1628.0](#) [70-4210](#)
[70-4226B](#) [70-4853B](#) [707-5020](#) [707-5028](#) [71.350.2428.0](#) [71961-016LF](#) [733-134](#) [733-162](#) [754199-000](#) [760-3052](#) [800-90-001-10-001000](#)
[801-43-002-10-013000](#) [801-43-006-10-002000](#) [803-41-018-10-001000](#) [803-43-024-10-001000](#) [803-93-012-10-001000](#) [8-1437020-4](#)
[819-22-004-30-001101](#)