


KUIP/KUGP Series Panel Plug-in Relay

- 10 amp rated relays
- 2 Form A (NO) and 1-3 Form C (CO) contact arrangement
- KUIP 8mm coil-to-contact spacing and KUGP 3mm contact gap
- Various mounting and socket styles

Typical applications
Voltage control units



Approvals

UL E22575; CSA LR15734
Technical data of approved types on request

Contact Data

Contact arrangement		
KUGP:	2 form A (NO); 3 form A (NO)	
KUIP:	1 form C (CO), 2 form A (NO), 2 form C (CO), 3 form C (CO)	
Rated voltage	240VAC	
Rated current	10A	
Contact material	Ag	AgCdO
Min recommended contact load	100mA, 12VDC	300mA, 12VDC
Frequency of operation	360 ops./hour	
Operate/releases time max.	20/15ms	
Bounce time max.	20ms	

Contact ratings

Type	Load	Cycles
------	------	--------

UL 508

Ag	5A, 240VAC	
	5A, 28VDC	
	1/6HP, 120VAC	
	2.5A, 120VAC, tungsten	
	1/3HP, 240VAC	
	0.5A, 120VDC	
AgCdO	5FLA, 15LRA, 250VAC	
	10A, 240VAC	
	10A, 32VDC	
	5FLA, 15LRA, 250VAC	
	1/3HP, 120VAC	
	5A, 120VAC, tungsten	
	1/2HP, 250VAC	
	0.5A, 125VDC	
	10FLA, 40LRA, 125VAC	
	3A, 600VAC	
1/2HP, 480VAC		
1/2HP, 600VAC		
1HP, 480VAC, 3 phase		
Mechanical endurance	10x10 ⁶ ops.	

Coil Data

Coil voltage range	6 to 110VDC
	6 to 240VAC
Coil insulation system according UL	Class B

Coil versions, DC coil

Coil code	Rated voltage VDC	Operate voltage VDC	Coil resistance Ω±10%	Rated coil power W
KUIP				
5	5	3.75	21	1.2
6	6	4.5	32.1	1.125
12	12	9.0	120	1.2
24	24	18.0	472	1.25
48	48	36.0	1800	1.3
110	110	82.5	10000	1.25
KUGP				
5	5	3.75	14	1.8
6	6	4.5	20	1.8
12	12	9.0	80	1.8
24	24	18.0	320	1.8
48	48	36.0	1250	1.85
110	110	82.5	6720	1.8

All figures are given for coil without preenergization, at ambient temperature +23°C.

Coil versions, AC coil

Coil code	Rated voltage VAC	Operate voltage VAC	Coil resistance Ω±15%	Rated coil power VA
KUIP 1 and 2 pole				
6	6	5.1	6	2.0
12	12	10.2	24	2.0
24	24	20.4	85	2.0
120	120	102.0	2250	2.1
240	240	204.0	9110	2.1
KUIP 3 pole, KUGP				
6	6	5.1	4.2	2.8
12	12	10.2	18	2.8
24	24	20.4	72	2.8
120	120	102.0	1700	2.9
240	240	204.0	7200	2.9

All figures are given for coil without preenergization, at ambient temperature +23°C.

Insulation Data

	KUIP	KUGP
Initial dielectric strength		
between open contacts	1200V _{rms}	3500V _{rms}
between contact and coil	2200V _{rms}	3750V _{rms}
between adjacent contacts	2200V _{rms}	3750V _{rms}
Initial insulation resistance		
between insulated elements	100MΩ, 500VDC	

KUIP/KUGP Series Panel Plug-in Relay (Continued)

Other Data

Material compliance: EU RoHS/ELV, China RoHS, REACH, Halogen content refer to the Product Compliance Support Center at www.te.com/customersupport/rohssupportcenter

Ambient temperature	
DC coil	KUIP: -45°C to 95°C KUGP: -45°C to 75°C (1 & 2 pole)
AC coil	KUIP: -45°C to 70°C KUGP: -45°C to 70°C (1 & 2 pole)
Category of environmental protection IEC 61810	
	RTI - dust protected
Terminal type	
	Quick connects (QC) .187 PCB-THT
Terminal retention, push force	
	25 lbs for 3s
Weight	
	85g
Packaging/unit	
	tray/25 pcs., box/150pcs.

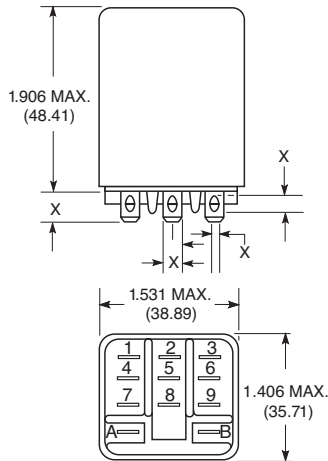
Accessories

For details see datasheet Sockets and Accessories, KUP Relays

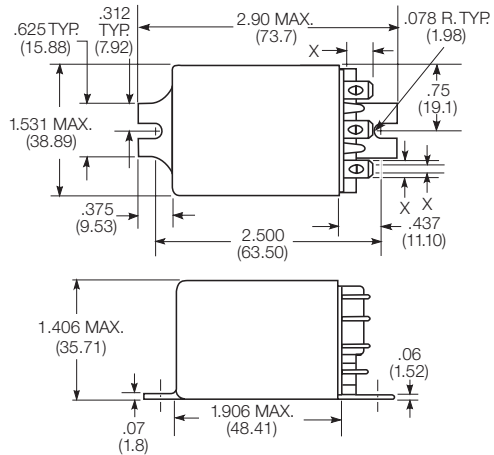
Product Code	Description
27E893	DIN socket (use 20C318 clip)
27E121	Track mount socket (use 20C314 clips)
27E043	Chassis mount/solder eyelet socket (use 20C254 clip)
27E046	Chassis mount/PCB socket (use 20C254 clip)
27E067	Chassis mount/quick connect socket (use 20C254 clip)
27E396	Snap-in/quick connect socket (use 20C254 clip)

Dimensions

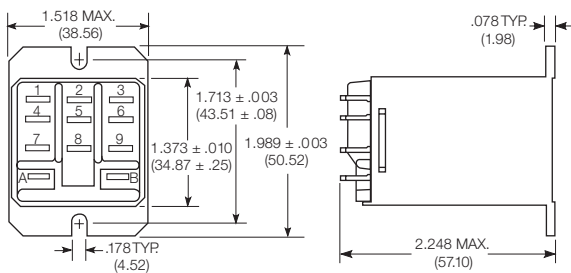
Plain case



Bracket mount case



Top flange case

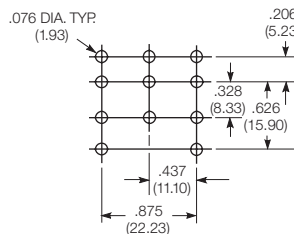


X Is For Terminal Dimensions.
See Terminal Drawings.

PCB layout

Bottom view on solder pins

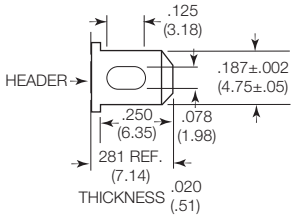
3 Form C shown
Omit unnecessary holes for other contact forms



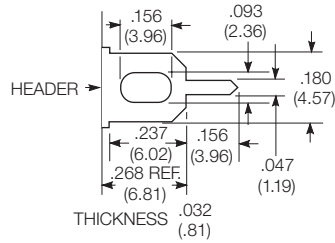
KUIP/KUGP Series Panel Plug-in Relay (Continued)

Terminal dimensions

4.75mm (.187) quick connect

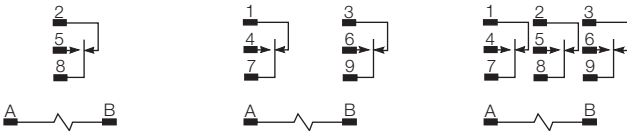


1.19mm (.047) printed circuit



Terminal assignment

1 Form C 2 Form C 3 Form C
2 Form A (delete 1 & 3) 3 Form A (delete 1, 2 & 3)



Product code structure

Typical product code **KUIP -5 A 5 5 -120**

Type	KUIP Enclosed relay with 8mm contact to coil spacing KUGP Enclosed relay with 3mm open contact spacing and 8mm contact to coil spacing (form A only)								
Contact arrangement and rating	<table border="0"> <tr> <td>5 1 form C (1 CO) 1)</td> <td>7 2 form A (2 NO)</td> </tr> <tr> <td>11 2 form C (2 CO) 1)</td> <td>12 3 form A (3 NO)</td> </tr> <tr> <td>14 3 form C (3 CO) 1)</td> <td></td> </tr> <tr> <td colspan="2">1) not available on KUGP type</td> </tr> </table>	5 1 form C (1 CO) 1)	7 2 form A (2 NO)	11 2 form C (2 CO) 1)	12 3 form A (3 NO)	14 3 form C (3 CO) 1)		1) not available on KUGP type	
5 1 form C (1 CO) 1)	7 2 form A (2 NO)								
11 2 form C (2 CO) 1)	12 3 form A (3 NO)								
14 3 form C (3 CO) 1)									
1) not available on KUGP type									
Coil Input	<table border="0"> <tr> <td>A AC, 50/60Hz</td> <td>D DC</td> </tr> </table>	A AC, 50/60Hz	D DC						
A AC, 50/60Hz	D DC								
Mounting and options	<table border="0"> <tr> <td>1 Socket mount (plain) case</td> <td>5 Bracket mount case</td> </tr> <tr> <td>T Top flange case</td> <td></td> </tr> </table>	1 Socket mount (plain) case	5 Bracket mount case	T Top flange case					
1 Socket mount (plain) case	5 Bracket mount case								
T Top flange case									
Terminal and contact material	<table border="0"> <tr> <td>3 1.19mm (.047in) PCB, Ag</td> <td>5 4.75mm (.187in) quick connect/solder; AgCdO</td> </tr> <tr> <td>7 1.19mm (.047in) PCB, AgCdO</td> <td></td> </tr> </table>	3 1.19mm (.047in) PCB, Ag	5 4.75mm (.187in) quick connect/solder; AgCdO	7 1.19mm (.047in) PCB, AgCdO					
3 1.19mm (.047in) PCB, Ag	5 4.75mm (.187in) quick connect/solder; AgCdO								
7 1.19mm (.047in) PCB, AgCdO									
Coil voltage	Coil code: please refer to coil versions table								

Product Code	Arrangement	Material	Coil	Terminals	Mounting	Part Number
KUGP-7D55-24	2 Form A, 2 NO	AgCdO	24 VDC	4.75mm (.187in) QC	Bracket mount case	2-1393114-4
KUIP-5A55-120	1 Form C; 1 CO		120 VAC			2-1393115-0
KUIP-11D55-12	2 Form C; 2 CO		12 VDC			1-1393115-0
KUIP-11D55-24			24 VDC			1-1393115-1
KUIP-14A15-120	3 Form C; 3 CO		120 VAC		Socket mount, plain case	1-1393115-4
KUIP-14D15-12			12 VDC			1-1393115-6
KUIP-14D15-24			24 VDC			1-1393115-7

X-ON Electronics

Largest Supplier of Electrical and Electronic Components

Click to view similar products for [General Purpose Relays](#) category:

Click to view products by [TE Connectivity](#) manufacturer:

Other Similar products are found below :

[APF30318](#) [JVN1AF-4.5V-F](#) [PCN-105D3MHZ](#) [5JO-10000S-SIL](#) [5JO-1000CD-SIL](#) [5JO-400CD-SIL](#) [LY2S-AC220/240](#) [LYQ20DC12](#)
[6031007G](#) [6131406HQ](#) [6-1393099-8](#) [6-1393122-4](#) [6-1393123-2](#) [6-1393767-1](#) [6-1393843-7](#) [6-1415012-1](#) [6-1419102-2](#) [6-1423698-4](#) [6-](#)
[1608051-6](#) [6-1608067-0](#) [6-1616170-6](#) [6-1616248-2](#) [6-1616282-3](#) [6-1616348-2](#) [6-1616349-9](#) [6-1616350-1](#) [6-1616350-8](#) [6-1616358-7](#) [6-](#)
[1616359-9](#) [6-1616360-9](#) [6-1616931-6](#) [6-1617039-1](#) [6-1617052-1](#) [6-1617090-2](#) [6-1617090-5](#) [6-1617347-5](#) [6-1617353-3](#) [6-1617801-8](#) [6-](#)
[1618107-9](#) [6-1618248-4](#) [CX-4014](#) [MAHC-5494](#) [MAVCD-5419-6](#) [703XCX-120A](#) [7-1393100-5](#) [7-1393111-7](#) [7-1393767-8](#) [7-1414968-8](#) [7-](#)
[1419130-3](#) [7-1608047-2](#)