


Power PCB Relay U/UB (V23148)

- 1 pole 7A, mono or bistable
- 1 form C (CO) or 1 form A (NO) or 1 form B (NC contact)
- Bistable and DC version
- Wash tight version
- Version for 10A on request



Typical applications
Heating control, installation, battery powered equipment



Approvals

UL E214024
Technical data of approved types on request

Contact Data	Standard	Bistable	Sensitive
Contact arrangement		1 form C (CO) or 1 form A (NO) or 1 form B (NC)	
Rated voltage		250VAC	
Max. switching voltage		400VAC	
Rated current	7A	7A	5A
Limiting making current, max 4 s, duty factor 10%	12A	12A	12A
Breaking capacity max.	1750VA	1750VA	1250VA
Contact material	AgNI 90/10	AgNI 90/10	AgNI 90/10
Frequency of operation, with/without load		600/18000h ⁻¹	
Operate/release time typ.	5/3ms	-	7/3 ms
Set/reset time typ.	-	5/3 ms	-
Bounce time typ., form A/form B	2/10 ms	2/10 ms	2/10 ms
Mechanical endurance		>20x10 ⁶ operations	

Contact ratings

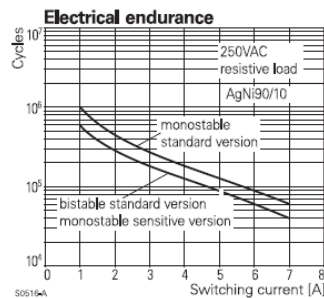
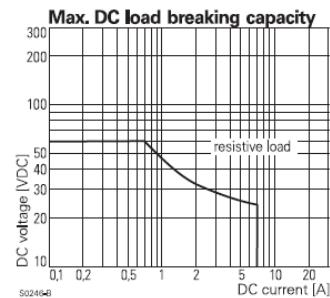
Type	Contact	Load	Cycles
UL508			
U/UB C/A/B	(CO/NO/NC) 7A, 250VAC, general purpose, 40°C		6.000

Coil Data	Standard	Bistable	Sensitive
Coil voltage range	5 to 48 VDC	3 to 48 VDC	5 to 48 VDC
Operative range IEC 61810	2	2	2
Reset voltage min., % of rated coil voltage	-	25%	-
Reset voltage max., % of rated coil voltage	-	45%	-
Rated operate power	-	900 to 1300mW/20ms	-

Coil versions, DC coil

Coil code	Rated voltage VDC	Operate voltage VDC	Release voltage VDC	Coil resistance Ω±10%	Rated coil power mW
Standard coil					
002	5	3.5	0.5	56	446
003	6	4.2	0.6	80	450
005	12	8.4	1.2	320	450
007	24	16.8	2.4	1280	450
008	48	33.6	4.8	3800	606
Sensitive coil					
102	5	3.7	0.5	80	313
103	6	4.4	0.6	110	327
105	12	8.8	1.2	440	327
107	24	17.5	2.4	1780	324
108	48	35.0	4.8	4000	576

All figures are given for coil without pre-energization, at ambient temperature +23°C. Other coil voltages on request.



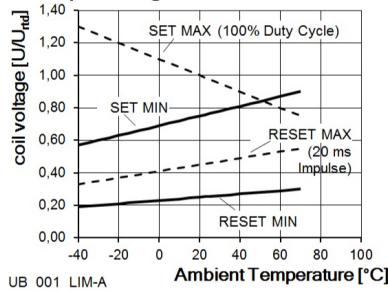
Power PCB Relay U/UB (V23148) (Continued)

Coil versions, bistable 1 coil

Coil code	Rated voltage VDC	Set voltage VDC	Reset voltage VDC	Coil resistance $\Omega \pm 10\%$	Rated coil power mW
001	3	2.3	0.75	8	1125
002	5	3.9	1.25	22	1136
003	6	4.7	1.5	33	1091
005	12	9.4	3.0	119	1210
007	24	18.7	6.0	475	1213
008	48	37.4	12.0	1750	1317

All figures are given for coil without pre-energization, at ambient temperature +23°C.
Other coil voltages on request.

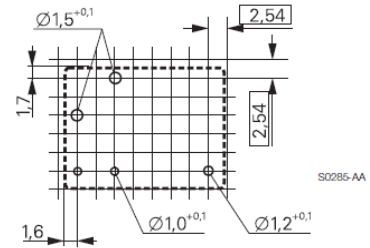
Coil operating bistable



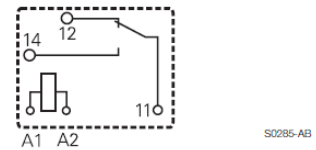
PCB layout / terminal assignment

Bottom view on solder pins

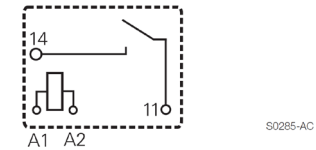
Monostable and bistable 1 coil



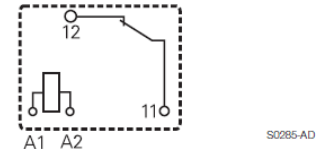
Form C contact (CO)



Form A contact (NO)



Form B contact (NC)



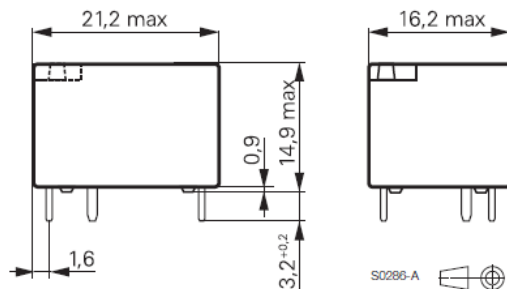
Insulation Data	2kV _{rms}	4kV _{rms}
	Version V23148-*0***	Version V23148-*1***
Initial dielectric strength		
between open contacts	1000V _{rms}	1000V _{rms}
between contact and coil	2000V _{rms}	4000V _{rms}
Clearance/creepage		
between contact and coil	≥2.5/2.5mm	≥3.5/3.5mm
Material group of insulation parts	≥IIIa	≥IIIa

Other Data

Material compliance: EU RoHS/ELV, China RoHS, REACH, Halogen content refer to the Product Compliance Support Center at www.te.com/customer-support/rohssupportcenter

Ambient temperature	-25 to +70°C
Category of environmental protection	
IEC 61810	RTIII - wash tight
Terminal type	PCB-THT
Weight	8.7g
Vibration resistance (functional), form A/form B	10/10g
Shock resistance (functional), form A/form B	10/10g
Resistance to soldering heat THT	
IEC 60068-2-20	260°C/5s
Packaging/unit	25 pcs.

Dimensions



Power PCB Relay U/UB (V23148) (Continued)

Product code structure	Typical product code	V23148	-A	0	0	07	-A	101
Type								
V23148 Power PCB Relay U/UB								
Version								
A Monostable (Miniature power relay U)								
B Bistable (Miniature power relay UB, remanence version)								
Dielectric strength coil-contact								
0 2kV _{rms} 1 4kV _{rms}								
Version								
0 Monostable Standard 1 Sensitive								
0 Bistable Standard								
Coil								
Coil code: please refer to coil versions table								
Contact configuration								
A 1 form C contact (1 CO) B 1 form A contact (1 NO) C 1 form B contact (1NC)								
Contact configuration								
101 AGNI10								

Other types on request

Product code	Version	Dielectric	Version	Arrangement	Part Number
V23148-A0005-C101	Monostable	2000 Vrms	Standard	1 form B (NC)	1-1393203-0
V23148-A0007-A101	relay ,U	contact-coil		1 form C (CO)	1-1393203-1
V23148-A0007-B101				1 form A (NO)	1-1393203-2
V23148-A0007-C101				1 form B (NC)	1-1393203-3
V23148-A0008-A101				1 form C (CO)	1-1393203-4
V23148-A0002-A101				1 form C (CO)	1393203-1
V23148-A0002-B101				1 form A (NO)	1393203-2
V23148-A0002-C101				1 form B (NC)	1393203-3
V23148-A0003-A101				1 form C (CO)	1393203-4
V23148-A0003-B101				1 form A (NO)	1393203-5
V23148-A0004-A101				1 form C (CO)	1393203-7
V23148-A0005-A101				1 form C (CO)	1393203-8
V23148-A0005-B101				1 form A (NO)	1393203-9
V23148-A0102-A101			Sensitive	1 form C (CO)	1-1393203-5
V23148-A0102-B101				1 form A (NO)	1-1393203-6
V23148-A0102-C101				1 form B (NC)	1-1393203-7
V23148-A0103-A101				1 form C (CO)	1-1393203-8
V23148-A0103-B101				1 form A (NO)	1-1393203-9
V23148-A0103-C101				1 form B (NC)	2-1393203-0
V23148-A0105-A101				1 form C (CO)	2-1393203-1
V23148-A0105-B101				1 form A (NO)	2-1393203-2
V23148-A0105-C101				1 form B (NC)	2-1393203-3
V23148-A0107-A101				1 form C (CO)	2-1393203-4
V23148-A0107-B101				1 form A (NO)	2-1393203-5
V23148-A0107-C101				1 form B (NC)	2-1393203-6
V23148-A1005-A101		4000 Vrms	Standard	1 form C (CO)	2-1393203-7
V23148-A1007-A101		contact-coil		1 form C (CO)	2-1393203-8
V23148-A1105-A101				1 form C (CO)	2-1393203-9
V23148-A1105-B101				1 form A (NO)	3-1393203-0
V23148-A1107-A101				1 form C (CO)	3-1393203-1
V23148-B0007-A101	Bistable	2000 Vrms		1 form C (CO)	1-1393204-0
V23148-B0007-B101	relay ,UB	contact-coil		1 form A (NO)	1-1393204-1
V23148-B0007-C101				1 form B (NC)	1-1393204-2
V23148-B0008-A101				1 form C (CO)	1-1393204-3
V23148-B1001-A101				1 form C (CO)	1-1393204-5
V23148-B0001-A101				1 form C (CO)	1393204-1
V23148-B0002-A101				1 form C (CO)	1393204-2
V23148-B0002-B101				1 form A (NO)	1393204-3
V23148-B0003-B101				1 form A (NO)	1393204-5
V23148-B0003-C101				1 form B (NC)	1393204-6
V23148-B0005-A101				1 form C (CO)	1393204-7
V23148-B0005-B101				1 form A (NO)	1393204-8
V23148-B0005-C101				1 form B (NC)	1393204-9

This list represents the most common types and does not show all variants covered by this data sheet.

Other types on request

X-ON Electronics

Largest Supplier of Electrical and Electronic Components

Click to view similar products for [General Purpose Relays](#) category:

Click to view products by [TE Connectivity](#) manufacturer:

Other Similar products are found below :

[PCN-105D3MH,000](#) [59641F200](#) [5JO-1000CD-SIL](#) [LY1SAC110120](#) [5X827E](#) [5X837F](#) [5X840F](#) [5X842F](#) [5X848E](#) [LY2N-AC120](#) [LY2S-AC220/240](#) [LY2-US-AC120](#) [LY3-US-AC120](#) [LY4F-UA-DC12](#) [LY4F-UA-DC24](#) [LY4F-US-AC120](#) [LY4F-US-AC240](#) [LY4F-US-DC24](#) [LY4F-VD-AC110](#) [LYQ20DC12](#) [M115C60](#) [M115N010](#) [M115N0150](#) [6031007G](#) [603-12D](#) [61211T0B4](#) [61212T400](#) [61222Q400](#) [61243B600](#) [61243C500](#) [61243Q400](#) [61311BOA2](#) [61311BOA6](#) [61311BOA8](#) [61311C0A2](#) [61311COA1](#) [61311COA6](#) [61311F0A2](#) [61311QOA1](#) [61311QOA4](#) [61311T0D6](#) [61311TOA6](#) [61311TOA7](#) [61311TOB3](#) [61311TOB4](#) [61311U0A6](#) [61312Q600](#) [61312T400](#) [61312T600](#) [61313U200](#)