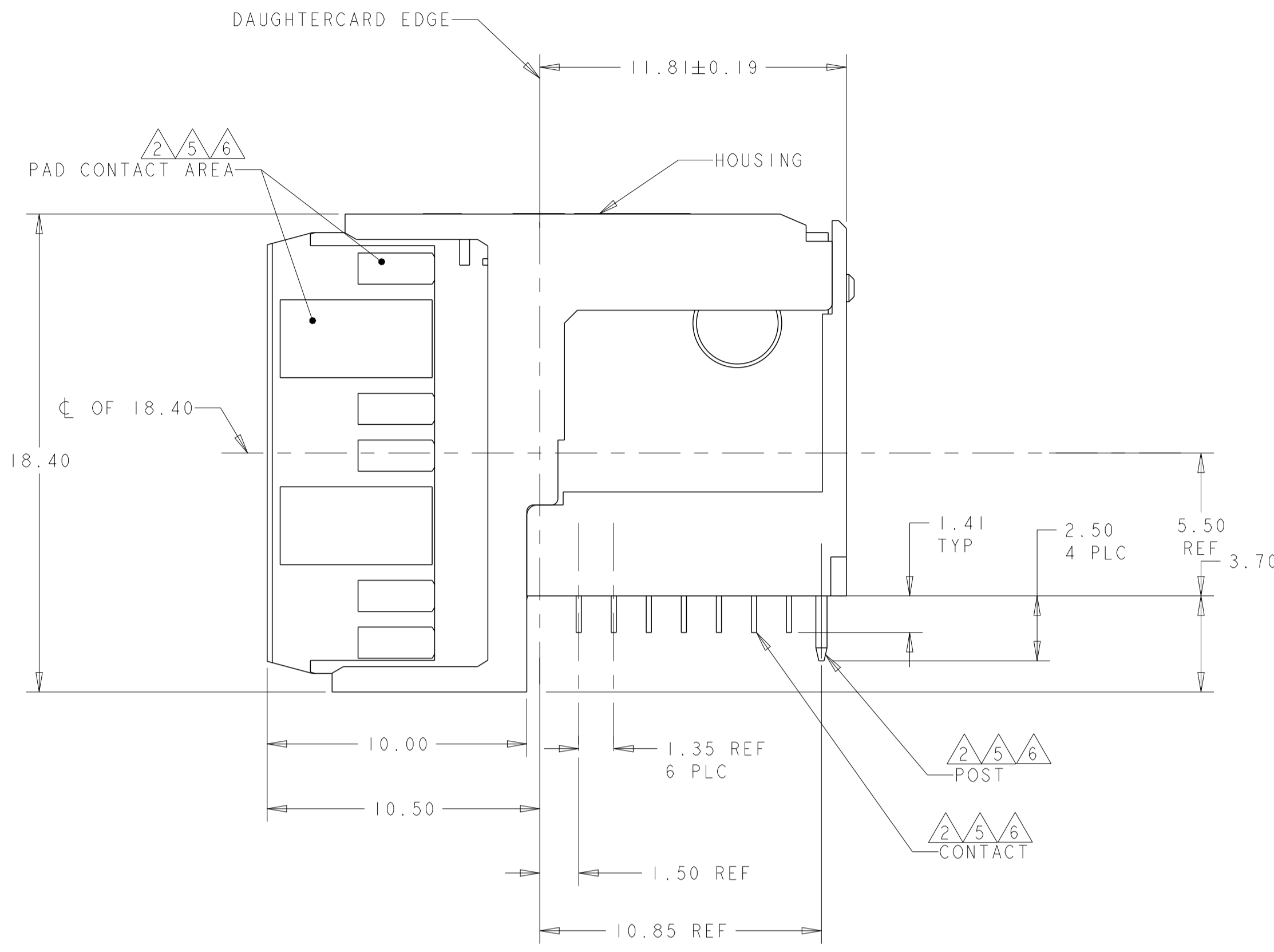
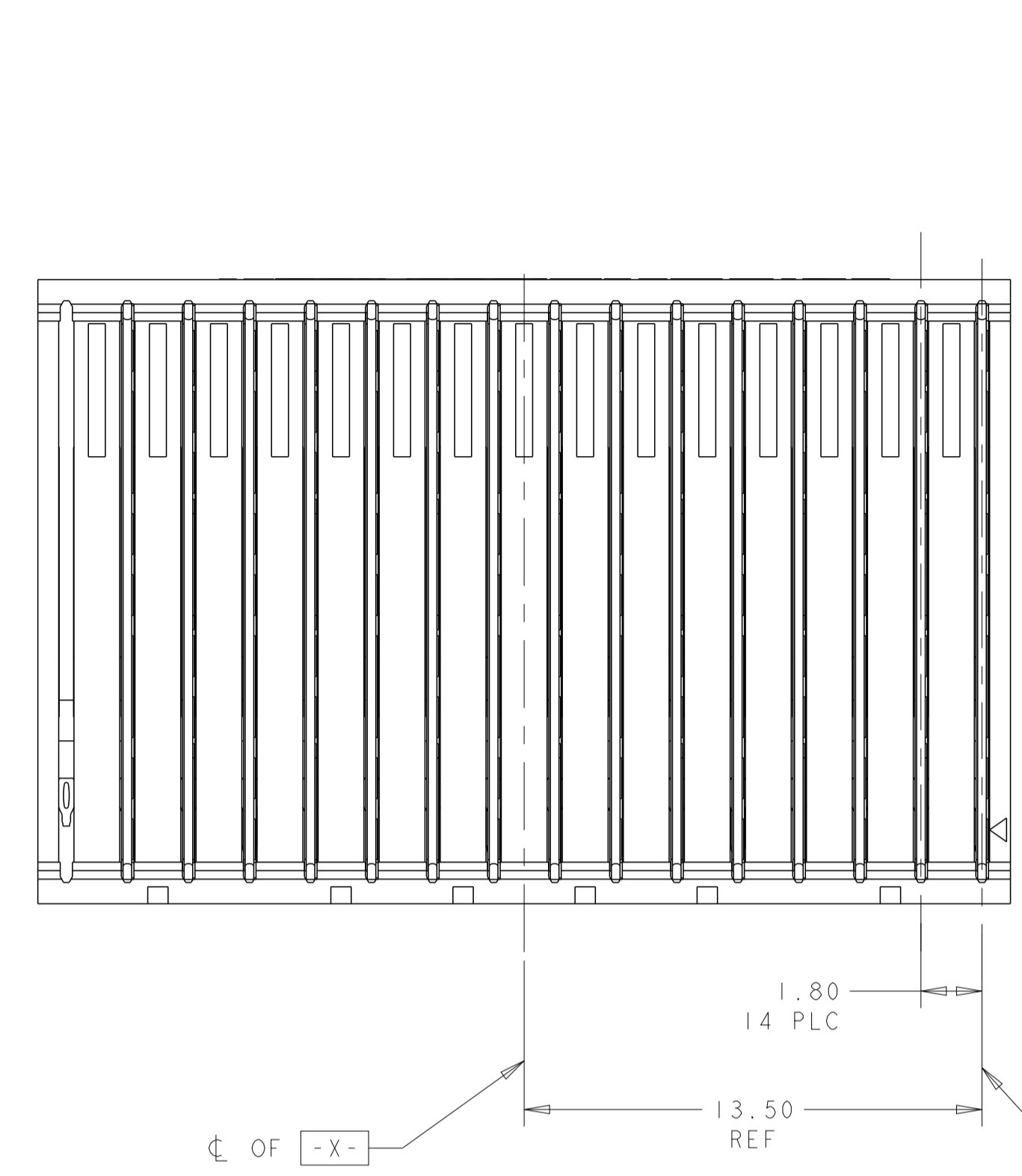


REVISIONS				
P	LTN	DESCRIPTION	DATE	OWN APVD
D		REV PER ECO 20-007470	6-1-20	CT DH



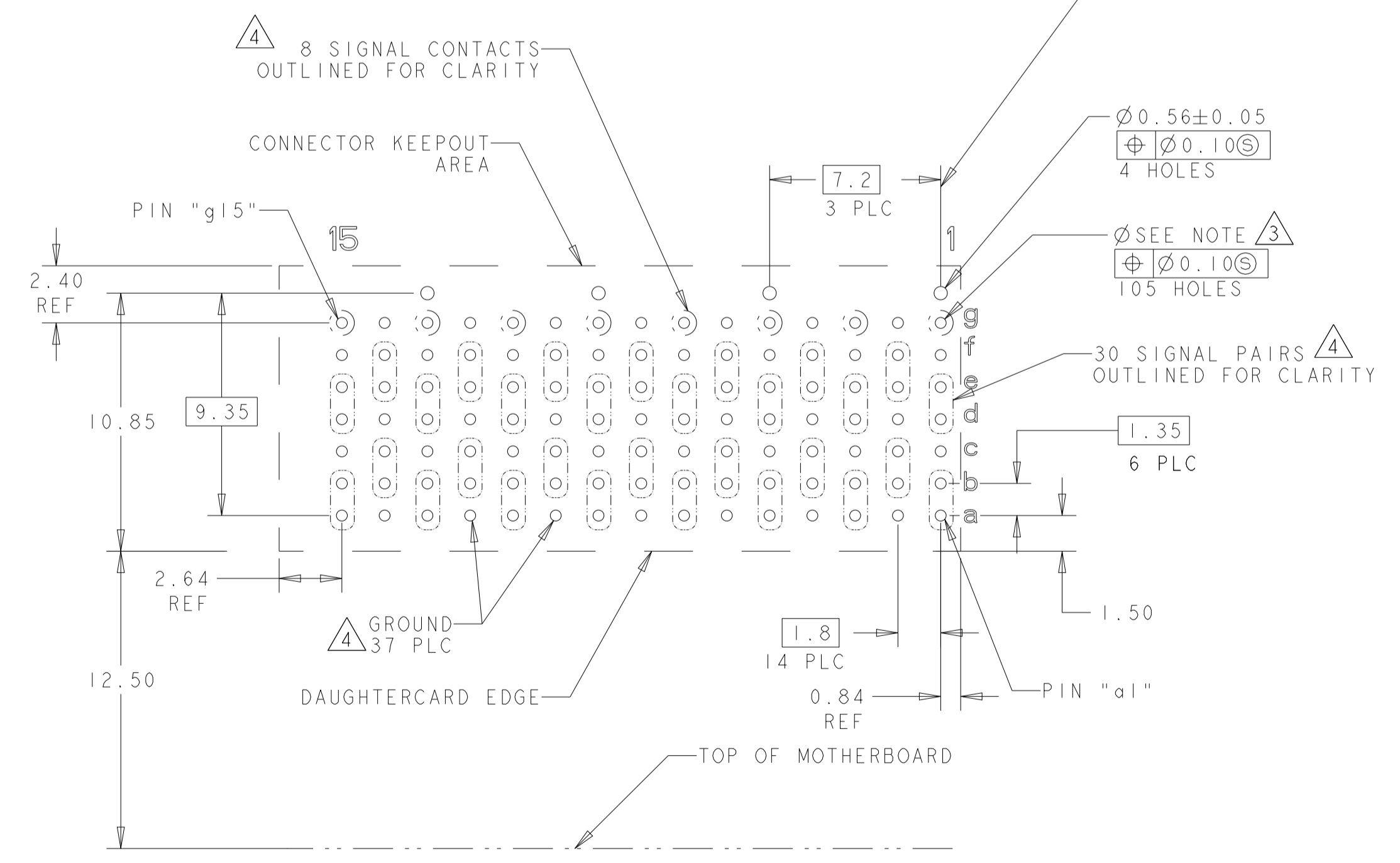
- 1 HOUSING: LCP, UL94V0, COLOR: BLACK.
CONTACT: PHOSPHOR BRONZE.
POST: BRASS WIRE
- 2 CONTACT: 0.76µm MIN GOLD IN CONTACT AREA.
0.5µm MIN TIN-LEAD ON COMPLIANT PORTION
OF PCB TAIL OVER 1.27µm MIN NICKEL OVER ALL.
POST: 1.27µm MIN NICKEL PLATED.
- 3 MANUFACTURING TOLERANCE FOR Ø0.46± 0.05
DIAMETER FINISHED HOLE WITH Sn/PB PLATING:
DRILLED HOLE = Ø0.55±0.02
COPPER PLATING = 0.025-0.050
Sn PB PLATING = 0.0038-0.0124
OR
MANUFACTURING TOLERANCE FOR Ø0.475± 0.05
DIAMETER FINISHED HOLE WITHOUT Sn/PB PLATING:
DRILLED HOLE = Ø0.55±0.02
COPPER PLATING = 0.025-0.050
- 4 SEE TABLE 1 FOR INTERCONNECTIONS TO
BACKPLANE CONNECTOR.
- 5 CONTACT: 0.76µm MIN GOLD IN CONTACT AREA.
0.5µm MIN TIN-LEAD ON COMPLIANT PORTION
OF PCB TAIL OVER 1.27µm MIN NICKEL OVER ALL.
POST: 1.27µm MIN NICKEL PLATED.
- 6 CONTACT: 1.27µm MIN GOLD IN CONTACT AREA.)
0.5µm MIN TIN-LEAD ON COMPLIANT PORTION
OF PCB TAIL OVER 1.27µm MIN NICKEL OVER ALL.
POST: 1.27µm MIN NICKEL PLATED.

TABLE 1
INTERCONNECTIONS WITH BACKPLANE CONNECTOR 1410135

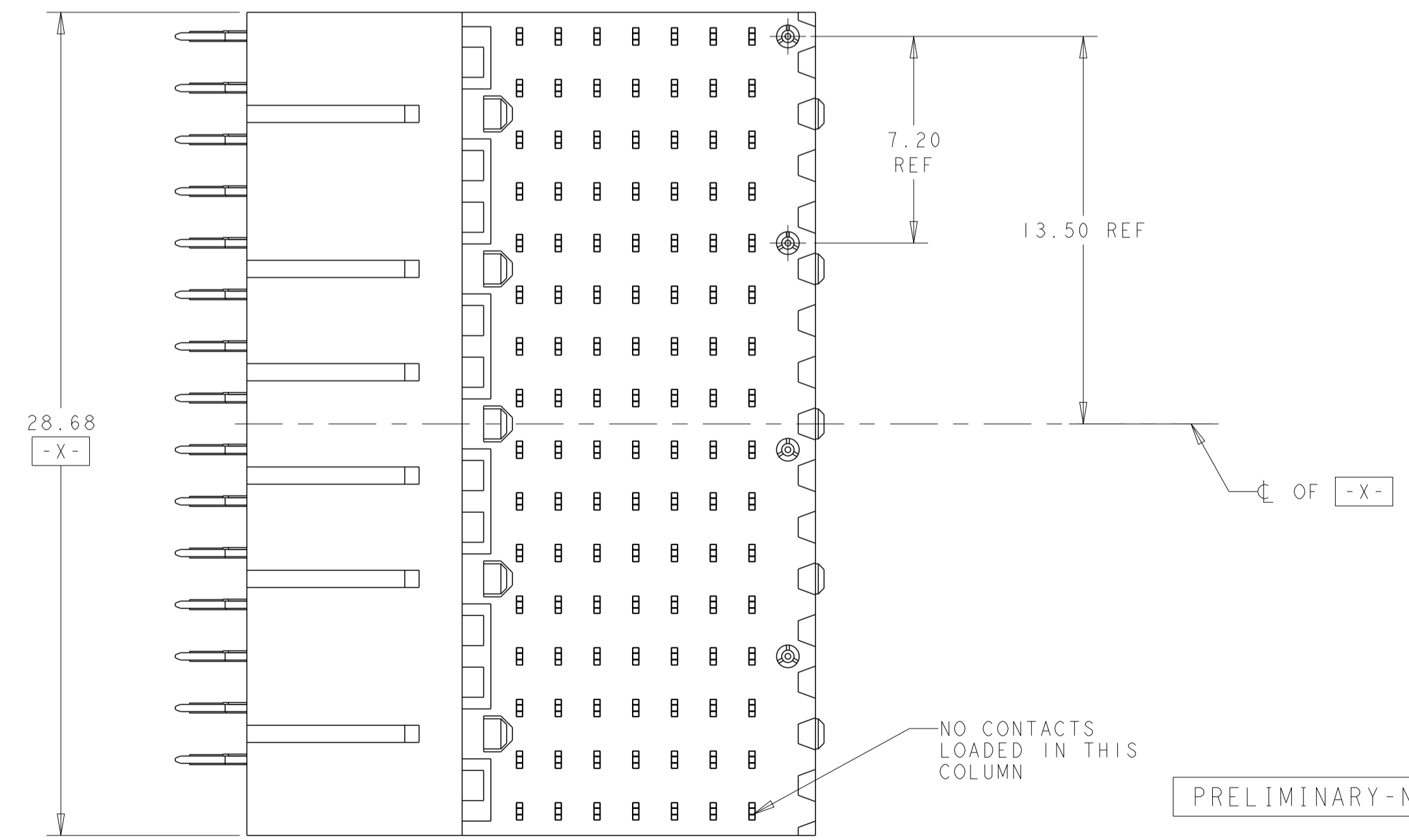
TYPICAL INTERCONNECTIONS FOR EACH EVEN-NUMBERED COLUMN (WAFER): 2, 4, 6, 8, 10, 12, 14,		
CONTACT USAGE	DAUGHTERCARD CONNECTOR PIN	BACKPLANE CONNECTOR PIN
SIGNAL PAIR	bx	cx
SIGNAL PAIR	cx	dx
SIGNAL PAIR	ex	gx
SIGNAL PAIR	fx	hx
GROUND	ax, dx, gx, (ALL COMMONED)	ax, bx, ex, fx, ix

TYPICAL INTERCONNECTIONS FOR EACH ODD-NUMBERED COLUMN (WAFER): 1, 3, 5, 7, 9, 11, 13, 15		
CONTACT USAGE	DAUGHTERCARD CONNECTOR PIN	BACKPLANE CONNECTOR PIN
SIGNAL PAIR	ax	ax
SIGNAL PAIR	bx	bx
SIGNAL PAIR	dx	ex
SIGNAL PAIR	ex	fx
SIGNAL	gx	ix
GROUND	cx, fx (ALL COMMONED)	cx, dx, gx, hx

NOTE: "x" DESIGNATES THE COLUMN NUMBER



PC BOARD LAYOUT (CONNECTOR SIDE)
SCALE 5:1



PRELIMINARY-NOT RELEASED FOR PRODUCTION

1410147-3	PLATING	PART NO
1410147-2		
1410147-1		

THIS DRAWING IS A CONTROLLED DOCUMENT.		OWN R. TREA 23OCT2003	TE Connectivity
DIMENSIONS: mm		CHK J. CONSOLI 23OCT2003	
TOLERANCES UNLESS OTHERWISE SPECIFIED:		APVD S. GRIFFITH 14MAR2006	NAME: RIGHT-ANGLE PLUG ASSEMBLY, 7 ROW, 15 WAFER, CENTER, 20.3mm, MultiGi PRODUCT SPEC: 108-2072 APPLICATION SPEC:
0 PLC ± 1 PLC ±0.5 2 PLC ±0.13 3 PLC ± 4 PLC ± ANGLES ±1°		SIZE: A1 CAGE CODE: - DRAWING NO: C=1410147	
MATERIAL		WEIGHT	RESTRICTED TO
CUSTOMER DRAWING		SCALE: 6:1	SHEET 1 OF 1 REV D

X-ON Electronics

Largest Supplier of Electrical and Electronic Components

Click to view similar products for [High Speed/Modular Connectors](#) category:

Click to view products by [TE Connectivity](#) manufacturer:

Other Similar products are found below :

[650827-1](#) [74040-1346](#) [1410191-1](#) [1410368-3](#) [1410964-2](#) [1410326-3](#) [1410367-3](#) [1410971-4](#) [1467833-1](#) [2000877-1](#) [2000878-1](#) [2041314-1](#)
[2065387-1](#) [2187307-1](#) [163P](#) [1934290-1](#) [2000875-1](#) [2065917-1](#) [2102736-2](#) [FSR-40](#) [2169868-2](#) [22354-8](#) [437-5040-000](#) [5-1393565-0](#) [039-](#)
[0246-000](#) [0761601016](#) [0784461022](#) [10123159-12ELF](#) [030-2415-003/100 PK](#) [030-7380-004](#) [030-2494-001](#) [532939-1](#) [5532901-3](#) [3-1469268-](#)
[7](#) [74748-102LF](#) [73670-0247](#) [10041743-101LF](#) [10066670-100002LF](#) [1-533915-1](#) [249-4515-000](#) [7-1469373-3](#) [DL2-2J/S](#) [2000713-8](#)
[2000713-7](#) [10124313-101LF](#) [3011-21](#) [757105208](#) [EBTF-4-10-2.0-S-RA-1](#) [430305-001](#) [4395800100](#)