

LOC	DIST	REVISIONS			
		REV	DATE	BY	APPD
-	-	F	REV PER ECO 14-014925	10-6-14	CT DH

- 1 HOUSING: LCP, UL94V0, COLOR: BLACK.
CONTACT: PHOSPHOR BRONZE.
POST: BRASS WIRE
- 2 CONTACT: 0.76µm MIN GOLD IN PAD CONTACT AREA
1.27µm MIN TIN-LEAD ON PCB TAIL
OVER 1.27µm MIN NICKEL OVER ALL.
POST 1.27µm MIN NICKEL PLATED.
- 3 PLATE THROUGH HOLE PER TE SPEC. 114-13056
FIGURE 4.
- 4 SEE TABLE 1 FOR INTERCONNECTIONS TO
BACKPLANE CONNECTOR.
- 5 CONTACT: 0.76µm MIN GOLD IN PAD CONTACT AREA
1.27µm MIN TIN ON PCB TAIL
OVER 1.27µm MIN NICKEL OVER ALL.
POST 1.27µm MIN NICKEL PLATED.
- 6 CONTACT: 1.27µm MIN GOLD IN PAD CONTACT AREA
1.27µm MIN TIN-LEAD ON PCB TAIL
OVER 1.27µm MIN NICKEL OVER ALL.
POST 1.27µm MIN NICKEL PLATED.
- 7 CONTACT: 1.27µm MIN GOLD IN PAD CONTACT AREA
1.27µm MIN TIN ON PCB TAIL OVER 1.27µm MIN
NICKEL OVER ALL.
POST: 1.27µm MIN NICKEL PLATED.

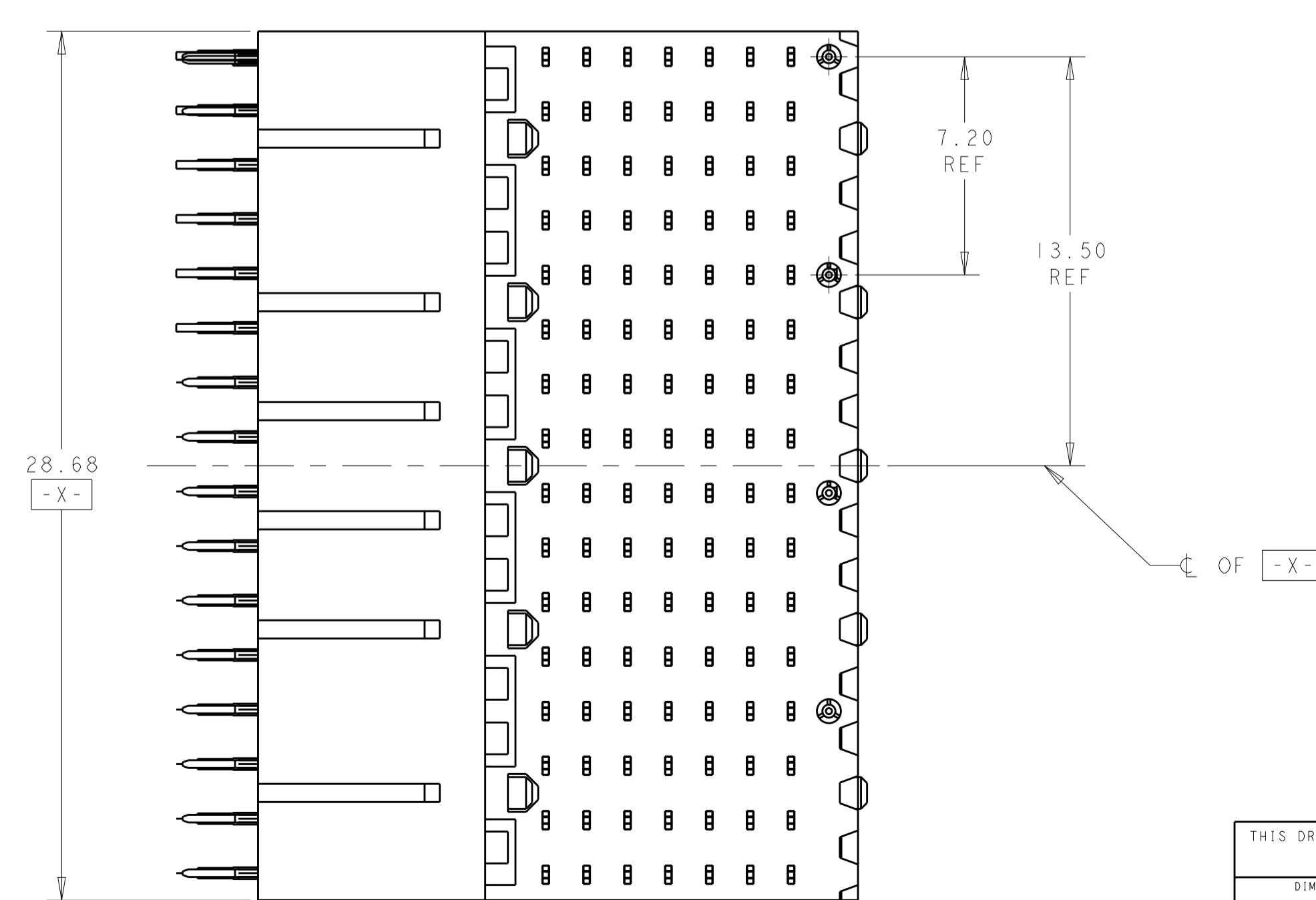
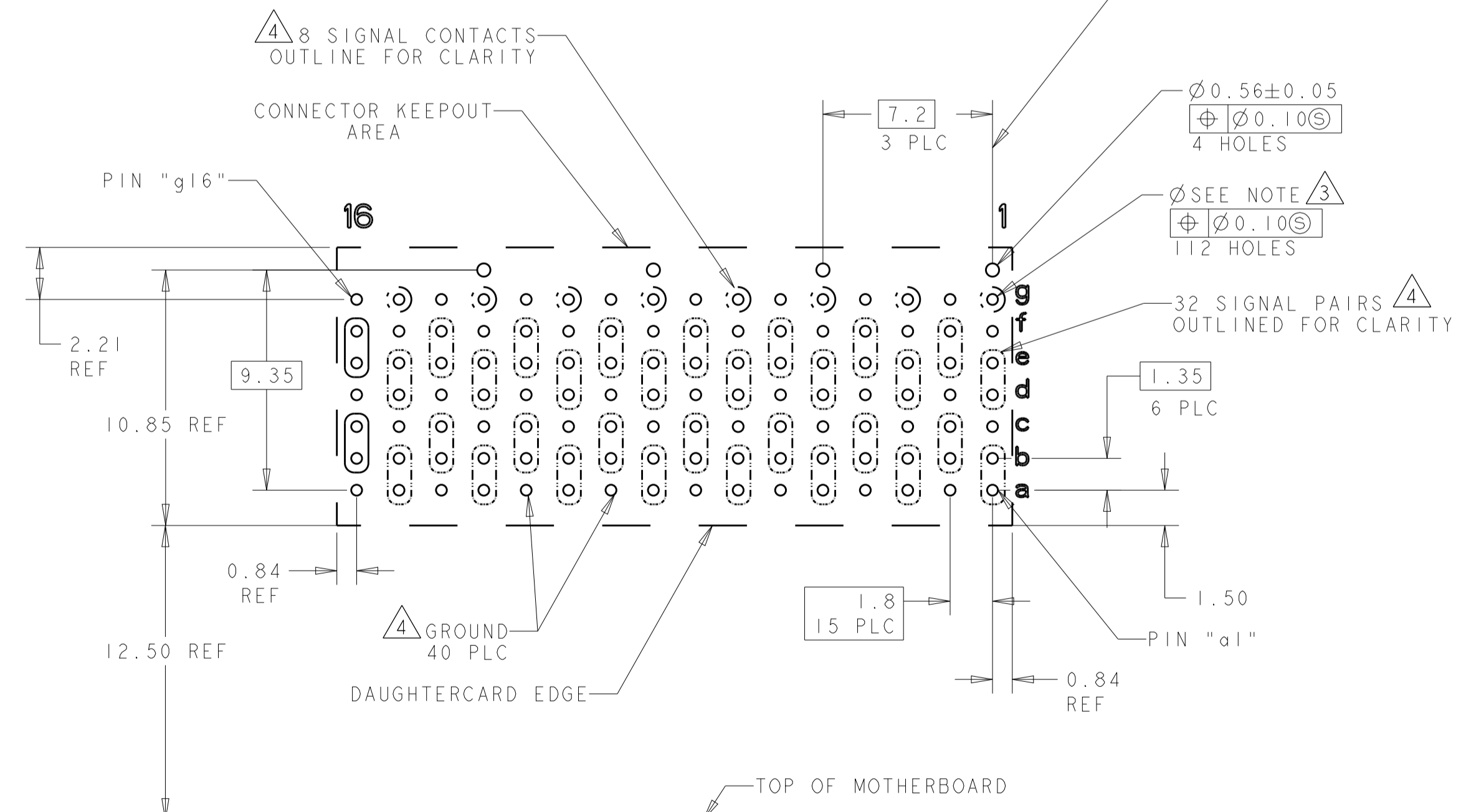
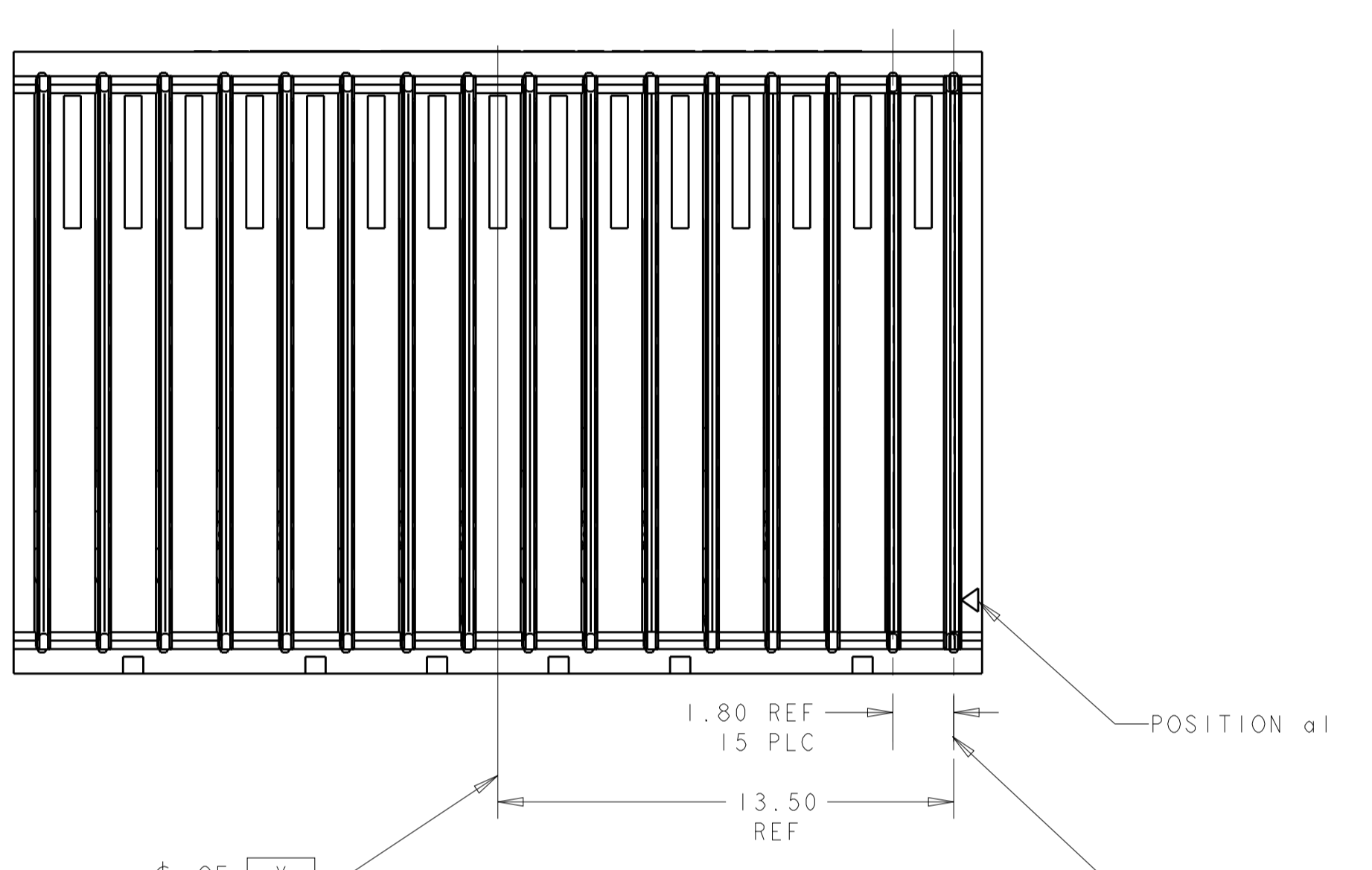
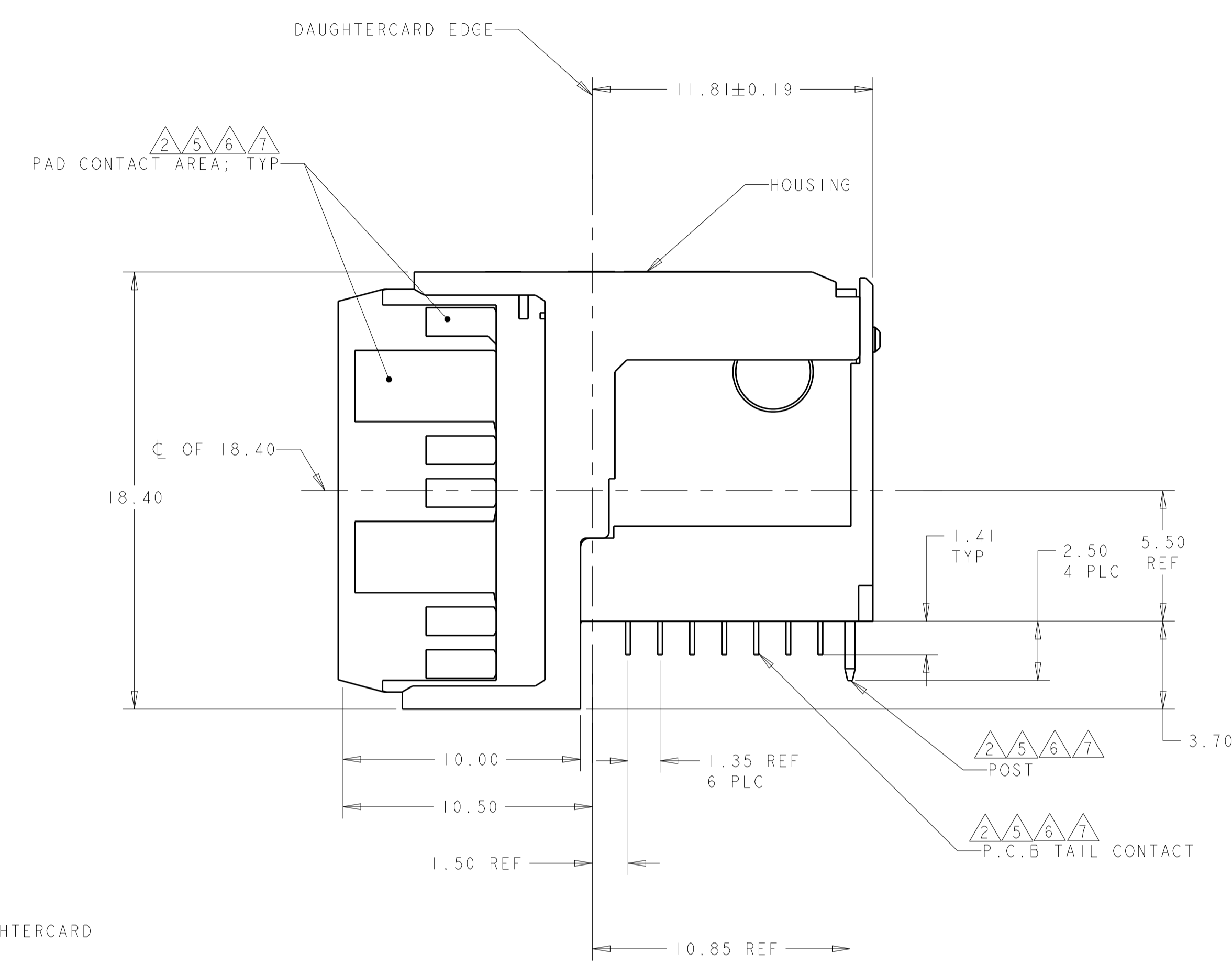


TABLE 1
INTERCONNECTIONS WITH BACKPLANE CONNECTOR 1410140

TYPICAL INTERCONNECTIONS FOR EACH EVEN-NUMBERED COLUMN (WAFER): 2, 4, 6, 8, 10, 12, 14, 16		
CONTACT USAGE	DAUGHTERCARD CONNECTOR PIN	BACKPLANE CONNECTOR PIN
SIGNAL PAIR	bx	cx
SIGNAL PAIR	cx	dx
SIGNAL PAIR	ex	gx
SIGNAL PAIR	fx	hx
GROUND	ax, dx, gx, (ALL COMMONED)	ax, bx, ex, fx, ix

TYPICAL INTERCONNECTIONS FOR EACH ODD-NUMBERED COLUMN (WAFER): 1, 3, 5, 7, 9, 11, 13, 15		
CONTACT USAGE	DAUGHTERCARD CONNECTOR PIN	BACKPLANE CONNECTOR PIN
SIGNAL PAIR	ax	ax
SIGNAL PAIR	bx	bx
SIGNAL PAIR	dx	ex
SIGNAL PAIR	ex	fx
SIGNAL PAIR	gx	ix
GROUND	cx, fx (ALL COMMONED)	cx, dx, gx, hx

NOTE: "x" DESIGNATES THE COLUMN NUMBER

PC BOARD LAYOUT (CONNECTOR SIDE)
SCALE 5:1

THIS DRAWING IS A CONTROLLED DOCUMENT.

OWN: R. TREA 14NOV2002
CHK: J. CONSOLI 18NOV2002
APPD: G. GRIFFITH 14MAR2006

DIMENSIONS: mm
TOLERANCES UNLESS OTHERWISE SPECIFIED:
0 PLC ±0.5
1 PLC ±0.5
2 PLC ±0.5
3 PLC ±0.5
4 PLC ±0.5
ANGLES ±1°

MATERIAL: SEE TABLE

THIS DRAWING IS A CONTROLLED DOCUMENT.
NAME: RIGHT-ANGLE PLUG ASSEMBLY, 7 ROW, CENTER, 20.3mm, Multiig RT2, DAUGHTERCARD CONNECTOR, DIFFERENTIAL
PRODUCT SPEC: 108-2072
APPLICATION SPEC: 114-13056
SIZE: 114-13056
WEIGHT: -
CAGE CODE: -
DRAWING NO: A100779
DRAWING NO: 1410187

TE Connectivity

SCALE 6:1 SHEET 1 OF 1 REV F

X-ON Electronics

Largest Supplier of Electrical and Electronic Components

Click to view similar products for [High Speed/Modular Connectors](#) category:

Click to view products by [TE Connectivity](#) manufacturer:

Other Similar products are found below :

[2332816-1](#) [89006-1137LF](#) [650827-1](#) [65762-001LF](#) [73474-201LF](#) [74040-1346](#) [74075-0267](#) [1410191-1](#) [1410337-1](#) [1410368-3](#) [1410964-2](#)
[1410367-3](#) [1410971-4](#) [1467833-1](#) [2000877-1](#) [2000878-1](#) [2041314-1](#) [2065387-1](#) [2187307-1](#) [2187462-1](#) [2226278-6](#) [KA81-07](#) [91290-101LF](#)
[163P](#) [1934290-1](#) [2000875-1](#) [2065917-1](#) [2102736-2](#) [FSR-40](#) [2169868-2](#) [2226279-2](#) [22354-8](#) [437-5040-000](#) [5-1393565-0](#) [532449-3](#) [532803-](#)
[2](#) [34745-0001](#) [0736440217](#) [1-1393708-5](#) [72388-0021LF](#) [73774-1000](#) [532939-1](#) [5-531355-3](#) [5532901-3](#) [85838-180LF](#)
[HM1S43TRR460H6PLF](#) [0760205010](#) [1-966831-4](#) [3-1469268-7](#) [77427-121LF](#)