

LOC	DIST	REVISIONS			
		REV	DATE	BY	APPD
-	-	F	REV PER ECO 14-014925	10-6-14	CT DH

- 1 HOUSING: LCP, UL94V0, COLOR: BLACK.  
CONTACT: PHOSPHOR BRONZE.  
POST: BRASS WIRE
- 2 CONTACT: 0.76µm MIN GOLD IN PAD CONTACT AREA  
1.27µm MIN TIN-LEAD ON PCB TAIL  
OVER 1.27µm MIN NICKEL OVER ALL.  
POST 1.27µm MIN NICKEL PLATED.
- 3 PLATE THROUGH HOLE PER TE SPEC. 114-13056  
FIGURE 4.
- 4 SEE TABLE 1 FOR INTERCONNECTIONS TO  
BACKPLANE CONNECTOR.
- 5 CONTACT: 0.76µm MIN GOLD IN PAD CONTACT AREA  
1.27µm MIN TIN ON PCB TAIL  
OVER 1.27µm MIN NICKEL OVER ALL.  
POST 1.27µm MIN NICKEL PLATED.
- 6 CONTACT: 1.27µm MIN GOLD IN PAD CONTACT AREA  
1.27µm MIN TIN-LEAD ON PCB TAIL  
OVER 1.27µm MIN NICKEL OVER ALL.  
POST 1.27µm MIN NICKEL PLATED.
- 7 CONTACT: 1.27µm MIN GOLD IN PAD CONTACT AREA  
1.27µm MIN TIN ON PCB TAIL OVER 1.27µm MIN  
NICKEL OVER ALL.  
POST: 1.27µm MIN NICKEL PLATED.

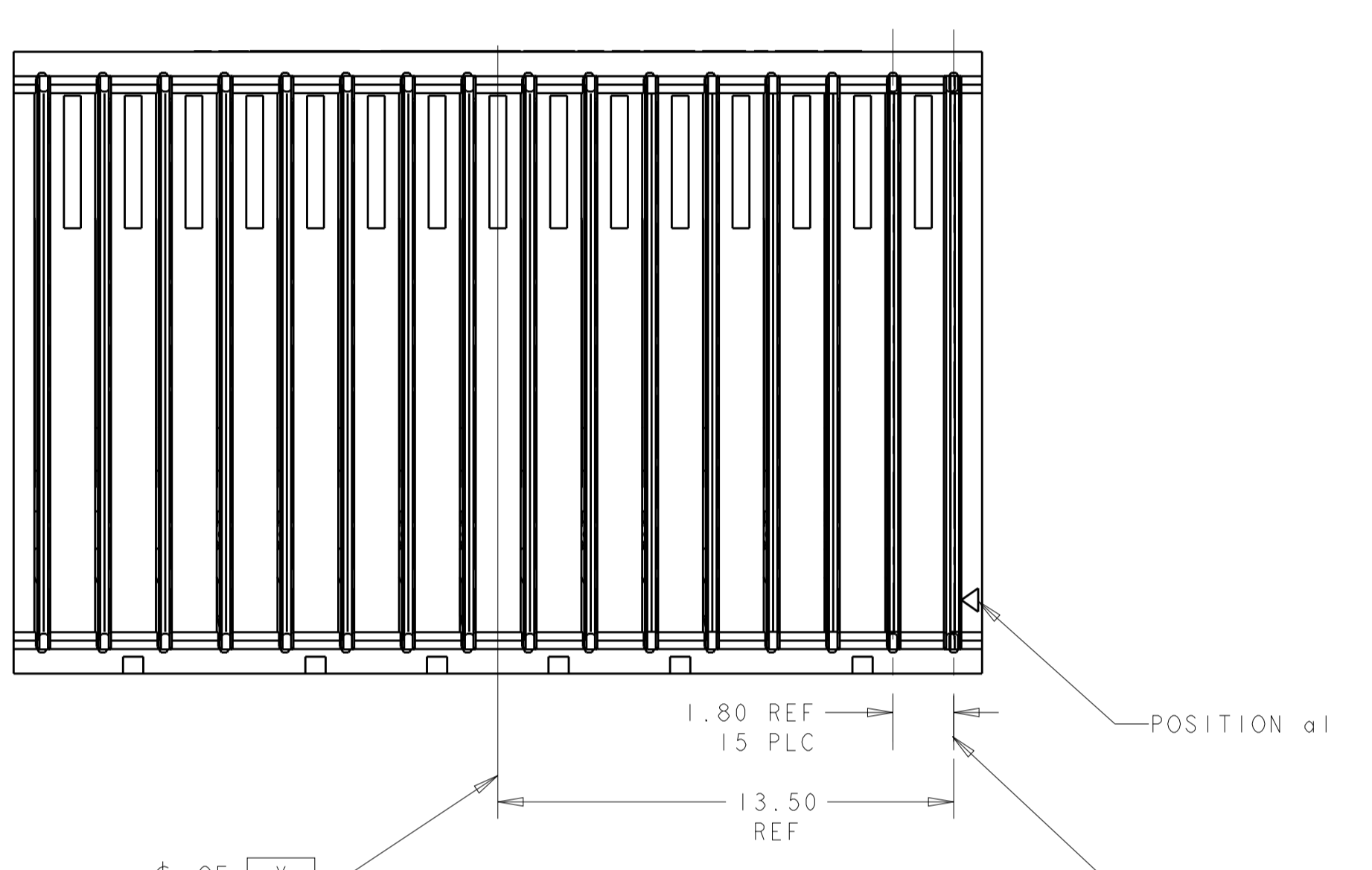
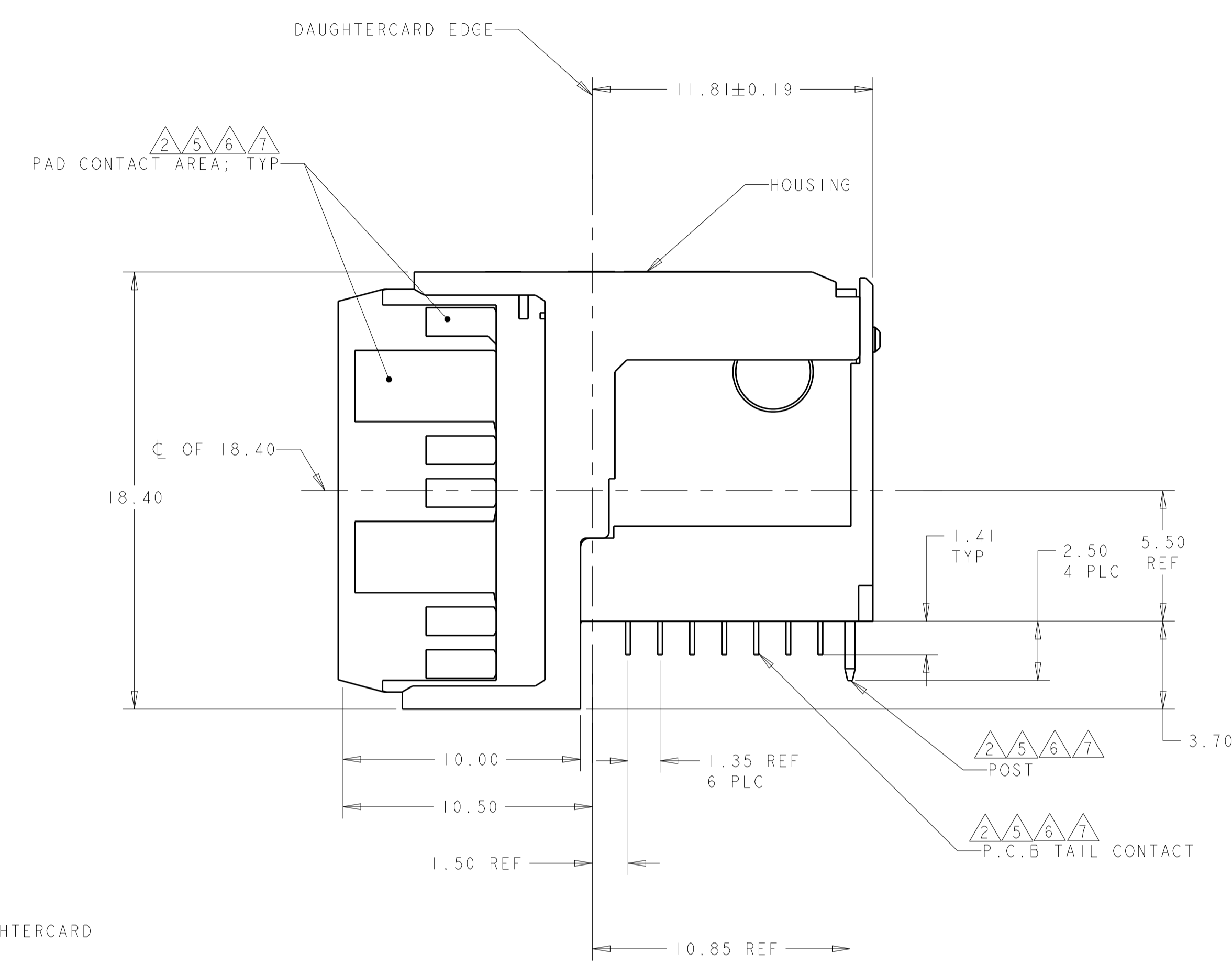


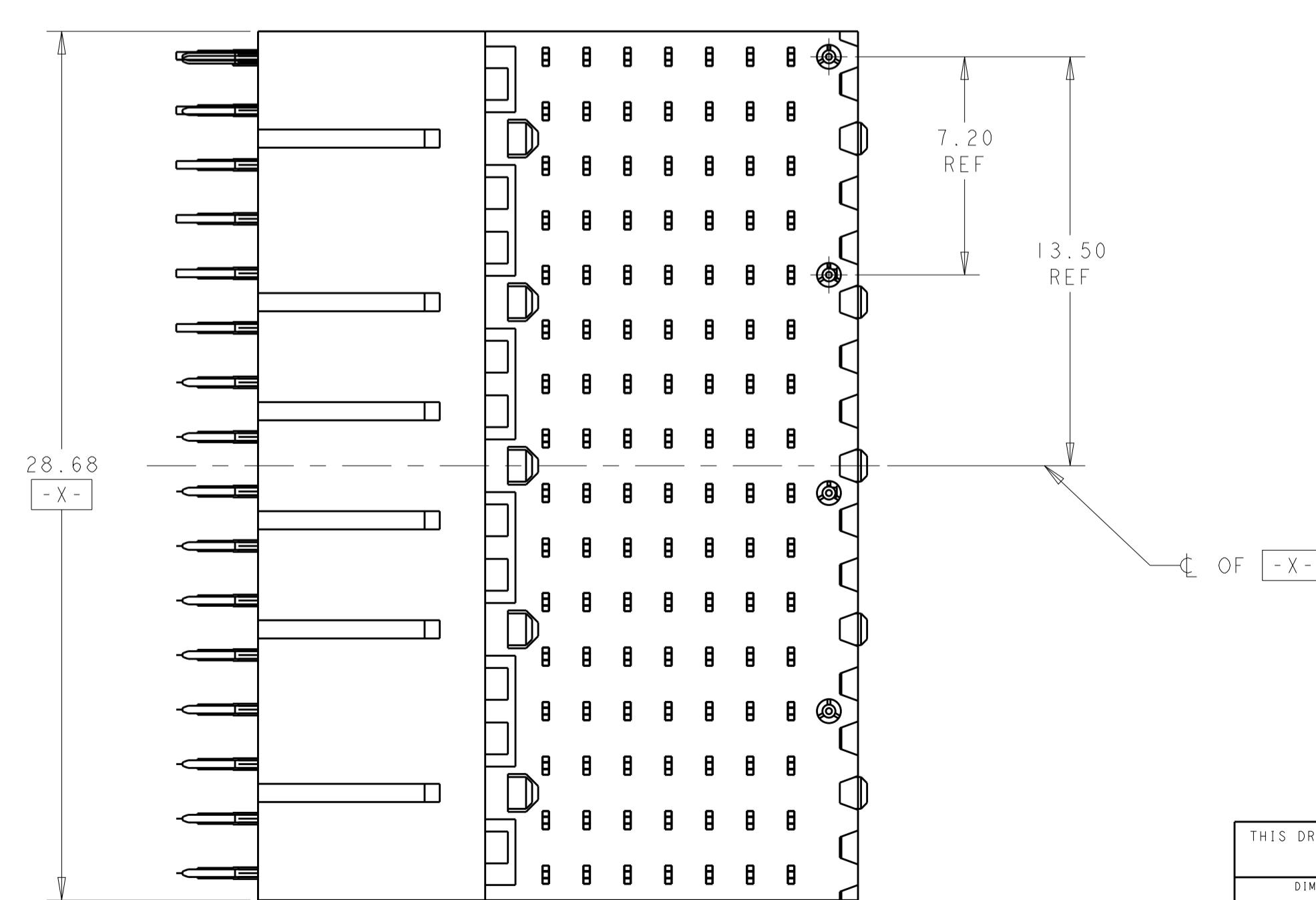
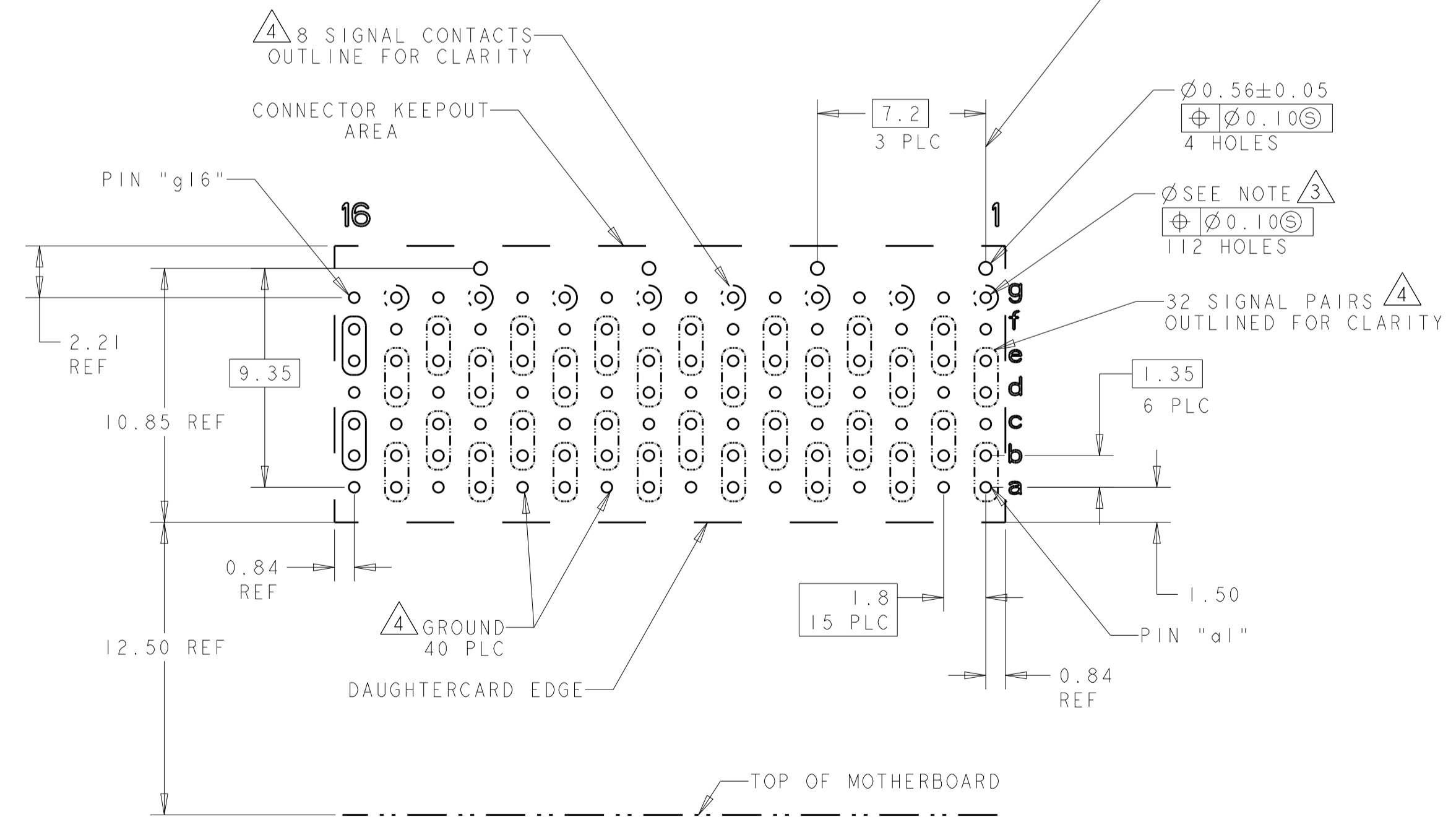
TABLE 1  
INTERCONNECTIONS WITH BACKPLANE CONNECTOR 1410140

TYPICAL INTERCONNECTIONS FOR EACH EVEN-NUMBERED COLUMN (WAFER): 2, 4, 6, 8, 10, 12, 14, 16		
CONTACT USAGE	DAUGHTERCARD CONNECTOR PIN	BACKPLANE CONNECTOR PIN
SIGNAL PAIR	bx	cx
SIGNAL PAIR	cx	dx
SIGNAL PAIR	ex	gx
SIGNAL PAIR	fx	hx
GROUND	ax, dx, gx, (ALL COMMONED)	ax, bx, ex, fx, ix

TYPICAL INTERCONNECTIONS FOR EACH ODD-NUMBERED COLUMN (WAFER): 1, 3, 5, 7, 9, 11, 13, 15		
CONTACT USAGE	DAUGHTERCARD CONNECTOR PIN	BACKPLANE CONNECTOR PIN
SIGNAL PAIR	ax	ax
SIGNAL PAIR	bx	bx
SIGNAL PAIR	dx	ex
SIGNAL PAIR	ex	fx
SIGNAL PAIR	gx	ix
GROUND	cx, fx (ALL COMMONED)	cx, dx, gx, hx

NOTE: "x" DESIGNATES THE COLUMN NUMBER



PC BOARD LAYOUT (CONNECTOR SIDE) SCALE 5:1

THIS DRAWING IS A CONTROLLED DOCUMENT.

OWN: R. TREA 14NOV2002  
CHK: J. CONSOLI 18NOV2002  
APPD: G. GRIFFITH 14MAR2006

DIMENSIONS: mm  
TOLERANCES UNLESS OTHERWISE SPECIFIED:  
0 PLC ±0.5  
1 PLC ±0.5  
2 PLC ±0.13  
3 PLC ±0.13  
4 PLC ±0.13  
ANGLES ±1°

MATERIAL: SEE TABLE

THIS DRAWING IS A CONTROLLED DOCUMENT.  
NAME: RIGHT-ANGLE PLUG ASSEMBLY, 7 ROW, CENTER, 20.3mm, Multiig RT2, DAUGHTERCARD CONNECTOR, DIFFERENTIAL  
PRODUCT SPEC: 108-2072  
APPLICATION SPEC: 114-13056  
SIZE: 114-13056  
WEIGHT: -  
CUSTOMER DRAWING

SCALE: 6:1 SHEET 1 OF 1 REV F

PLATING PART NO

1410187-4  
1410187-3  
1410187-2  
1410187-1

100779C=1410187

## X-ON Electronics

Largest Supplier of Electrical and Electronic Components

*Click to view similar products for [High Speed/Modular Connectors](#) category:*

*Click to view products by [TE Connectivity](#) manufacturer:*

Other Similar products are found below :

[650827-1](#) [74040-1346](#) [1410191-1](#) [1410368-3](#) [1410964-2](#) [1410326-3](#) [1410367-3](#) [1410971-4](#) [1467833-1](#) [2000877-1](#) [2000878-1](#) [2041314-1](#)  
[2065387-1](#) [2187307-1](#) [163P](#) [1934290-1](#) [2000875-1](#) [2065917-1](#) [2102736-2](#) [FSR-40](#) [2169868-2](#) [22354-8](#) [437-5040-000](#) [5-1393565-0](#) [039-](#)  
[0246-000](#) [0740618502](#) [0761601016](#) [0784461022](#) [10123159-12ELF](#) [030-2415-003/100 PK](#) [030-7380-004](#) [030-2494-001](#) [532939-1](#) [5532901-](#)  
[3](#) [3-1469268-7](#) [74748-102LF](#) [10041743-101LF](#) [10066670-100002LF](#) [1-533915-1](#) [249-4515-000](#) [7-1469373-3](#) [DL2-2J/S](#) [2000713-8](#)  
[2000713-7](#) [10124313-101LF](#) [3011-21](#) [757105208](#) [430305-001](#) [4395800100](#) [8140115](#)