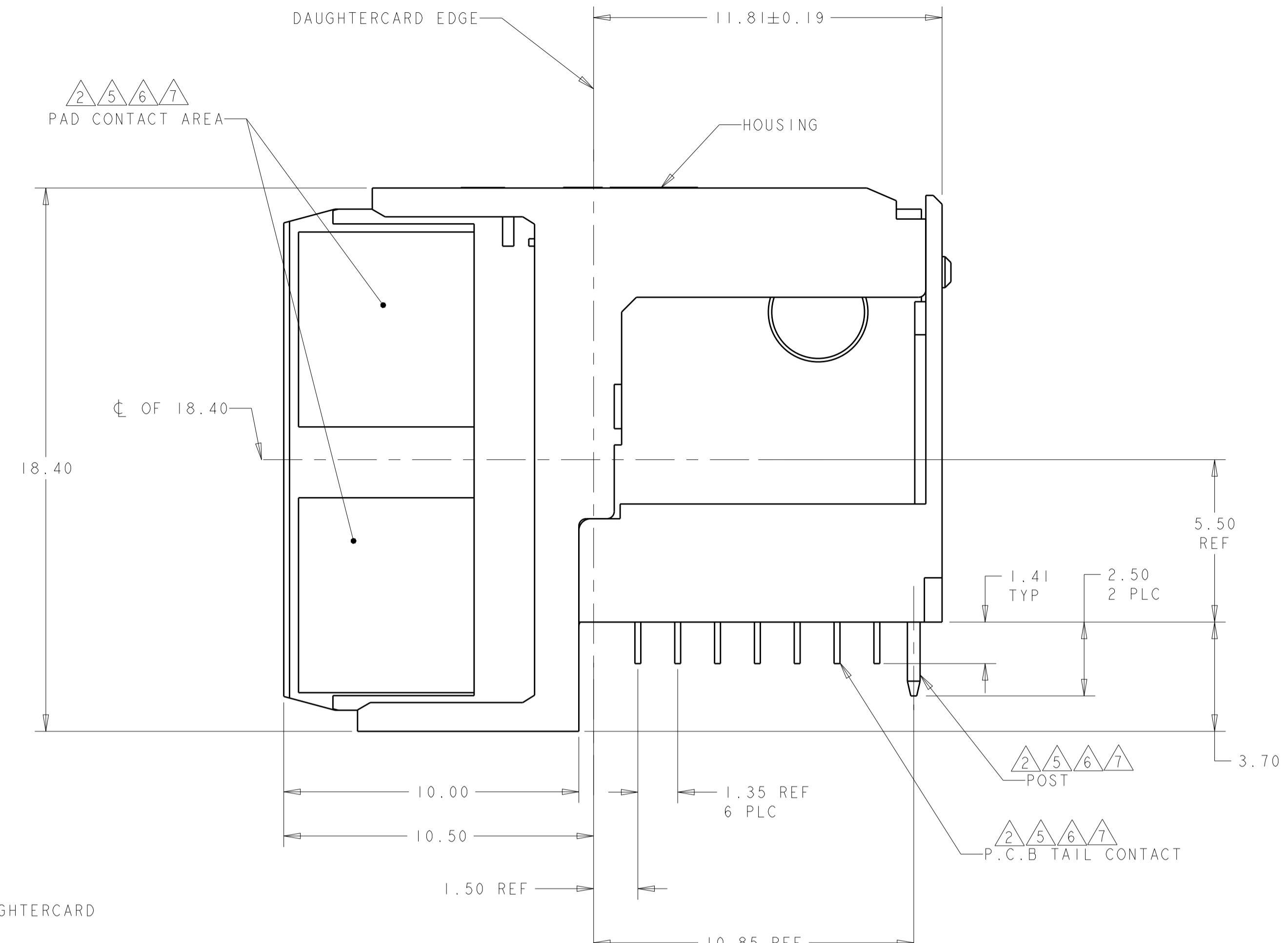
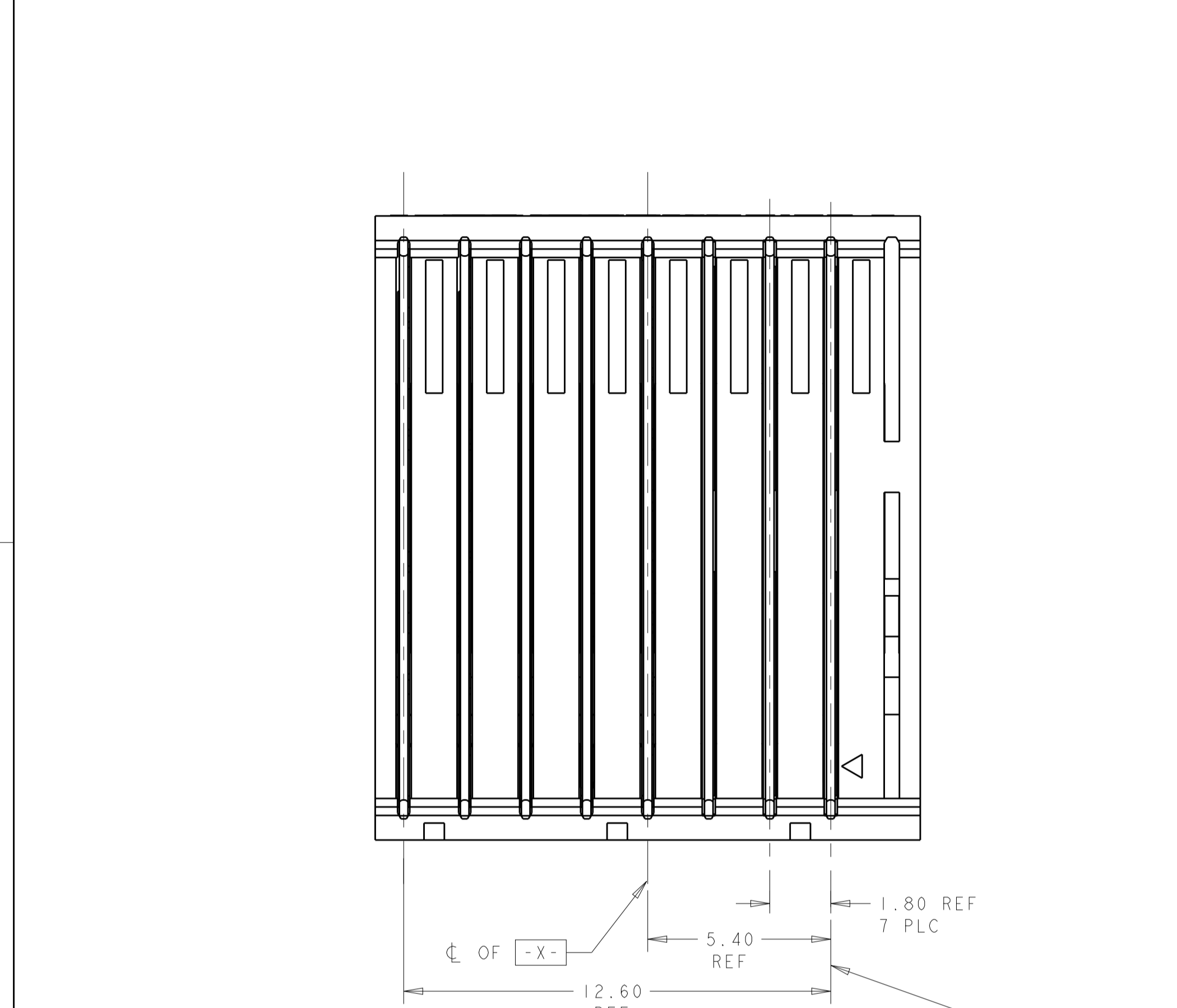


LOC	DIST	REV	DATE	BY	APP'D
E		REV PER ECO 14-014390	9-23-14	CT	DH



- △ HOUSING: LCP, UL94V0, COLOR: BLACK.
CONTACT: PHOSPHOR BRONZE.
POST: BRASS WIRE
- △ CONTACT: 0.76µm MIN GOLD IN PAD CONTACT AREA, 1.27µm MIN TIN-LEAD ON PCB TAIL OVER 1.27µm MIN. NICKEL OVER ALL.
POST: 1.27µm MIN NICKEL PLATED.
- △ PLATE THROUGH HOLE PER TE SPEC. 114-13056 FIGURE 4.
- △ SEE TABLE 1 FOR INTERCONNECTIONS TO BACKPLANE CONNECTOR.
- △ CONTACT: 0.76µm MIN GOLD IN PAD CONTACT AREA, 1.27µm MIN TIN ON PCB TAIL OVER 1.27µm MIN. NICKEL OVER ALL.
POST: 1.27µm MIN NICKEL PLATED.
- △ CONTACT: 1.27µm MIN GOLD IN PAD CONTACT AREA, 1.27µm MIN TIN-LEAD ON PCB TAIL OVER 1.27µm MIN. NICKEL OVER ALL.
POST: 1.27µm MIN NICKEL PLATED.
- △ CONTACT: 1.27µm MIN GOLD IN PAD CONTACT AREA, 1.27µm MIN TIN ON PCB TAIL OVER 1.27µm MIN. NICKEL OVER ALL.
POST: 1.27µm MIN NICKEL PLATED.

TABLE 1
INTERCONNECTIONS WITH BACKPLANE CONNECTOR 1410186

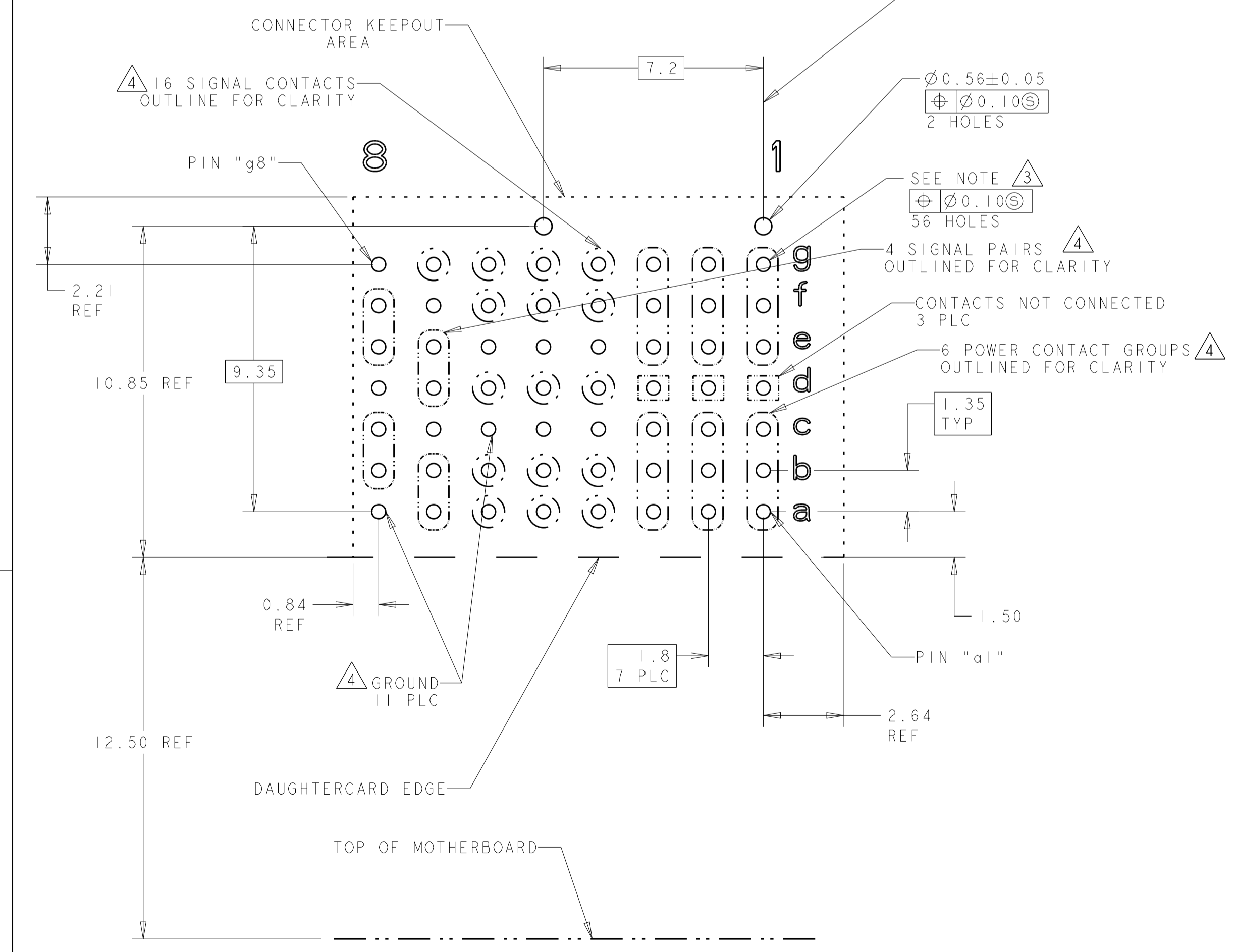
TYPICAL INTERCONNECTIONS FOR COLUMN (WAFER): 8		
CONTACT USAGE	DAUGHTERCARD CONNECTOR PIN	BACKPLANE CONNECTOR PIN
SIGNAL PAIR	bx	cx
	cx	dx
SIGNAL PAIR	ex	gx
	fx	hx
GROUND	ax, dx, gx, (ALL COMMONED)	ax, bx, ex, fx, ix

TYPICAL INTERCONNECTIONS FOR COLUMN (WAFER): 7		
CONTACT USAGE	DAUGHTERCARD CONNECTOR PIN	BACKPLANE CONNECTOR PIN
SIGNAL PAIR	ax	ax
	bx	bx
SIGNAL PAIR	dx	ex
	ex	fx
SIGNAL	gx	ix
GROUND	cx, fx (ALL COMMONED)	cx, dx, gx, hx

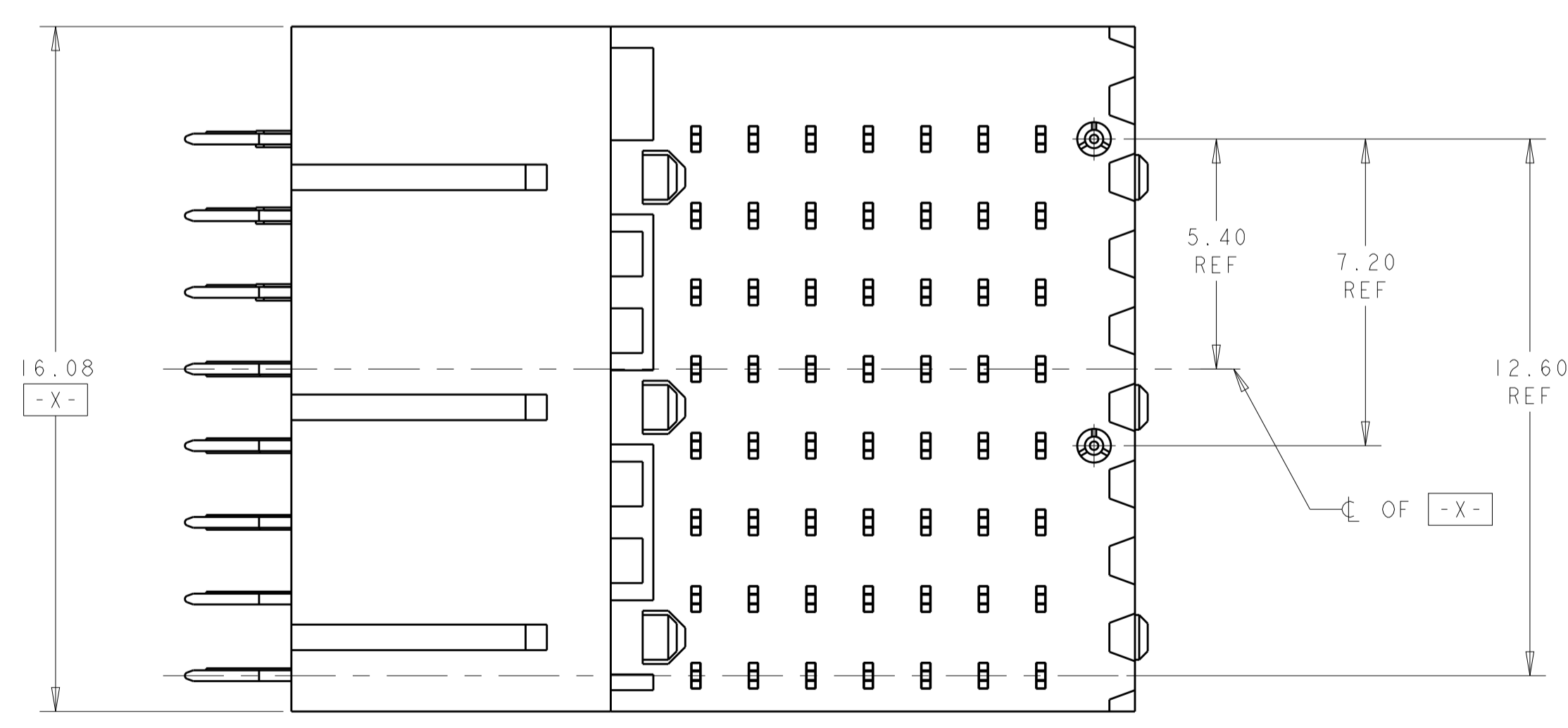
TYPICAL INTERCONNECTIONS FOR EACH COLUMN (WAFER): 4,5,6		
CONTACT USAGE	DAUGHTERCARD CONNECTOR PIN	BACKPLANE CONNECTOR PIN
SIGNAL	ax	bx
SIGNAL	bx	cx
SIGNAL	dx	ex
SIGNAL	fx	gx
SIGNAL	gx	hx
GROUND	cx, ex, (ALL COMMONED)	ax, dx, fx, ix

TYPICAL INTERCONNECTIONS FOR EACH COLUMN (WAFER): 1,2,3		
CONTACT USAGE	DAUGHTERCARD CONNECTOR PIN	BACKPLANE CONNECTOR PIN
POWER	ax, bx, cx	ax, bx, cx, dx
POWER	ex, fx, gx	fx, gx, hx, ix
NOT CONNECTED	dx	ex

NOTE: "x" DESIGNATES THE COLUMN NUMBER



PC BOARD LAYOUT (CONNECTOR SIDE)
SCALE 8:1



THIS DRAWING IS A CONTROLLED DOCUMENT.

DIMENSIONS:	TOLERANCES UNLESS OTHERWISE SPECIFIED:	DATE: 13FEB2004	REV: 13FEB2004
mm	0 PLC ±0.5 2 PLC ±0.13 3 PLC ±0.13 4 PLC ±0.13 ANGLES ±1°	NAME: J. CONSOLI	DATE: 14MAR2006
MATERIAL:	FINISH:	PRODUCT SPEC: 108-2072	APPLICATION SPEC: 114-13056
SEE TABLE		SIZE: A100779	CAGE CODE: 1410189
		WEIGHT:	RESTRICTED TO
		CUSTOMER DRAWING	SCALE: 8:1 SHEET: 1 OF 1 REV: E

STE TE Connectivity
RIGHT-ANGLE PLUG ASSEMBLY, 7 ROW HALF LEFT END, 20.3mm, MultiGig RT2, DAUGHTERCARD CONNECTOR, VITA 46

X-ON Electronics

Largest Supplier of Electrical and Electronic Components

Click to view similar products for [High Speed/Modular Connectors](#) category:

Click to view products by [TE Connectivity](#) manufacturer:

Other Similar products are found below :

[650827-1](#) [74040-1346](#) [1410191-1](#) [1410368-3](#) [1410964-2](#) [1410326-3](#) [1410367-3](#) [1410971-4](#) [1467833-1](#) [2000877-1](#) [2000878-1](#) [2041314-1](#)
[2065387-1](#) [2187307-1](#) [163P](#) [1934290-1](#) [2000875-1](#) [2065917-1](#) [2102736-2](#) [FSR-40](#) [2169868-2](#) [22354-8](#) [437-5040-000](#) [5-1393565-0](#) [039-](#)
[0246-000](#) [0761601016](#) [0784461022](#) [10123159-12ELF](#) [030-2415-003/100 PK](#) [030-7380-004](#) [030-2494-001](#) [532939-1](#) [5532901-3](#) [3-1469268-](#)
[7](#) [74748-102LF](#) [73670-0247](#) [10041743-101LF](#) [10066670-100002LF](#) [1-533915-1](#) [249-4515-000](#) [7-1469373-3](#) [DL2-2J/S](#) [2000713-8](#)
[2000713-7](#) [10124313-101LF](#) [3011-21](#) [757105208](#) [EBTF-4-10-2.0-S-RA-1](#) [430305-001](#) [4395800100](#)