

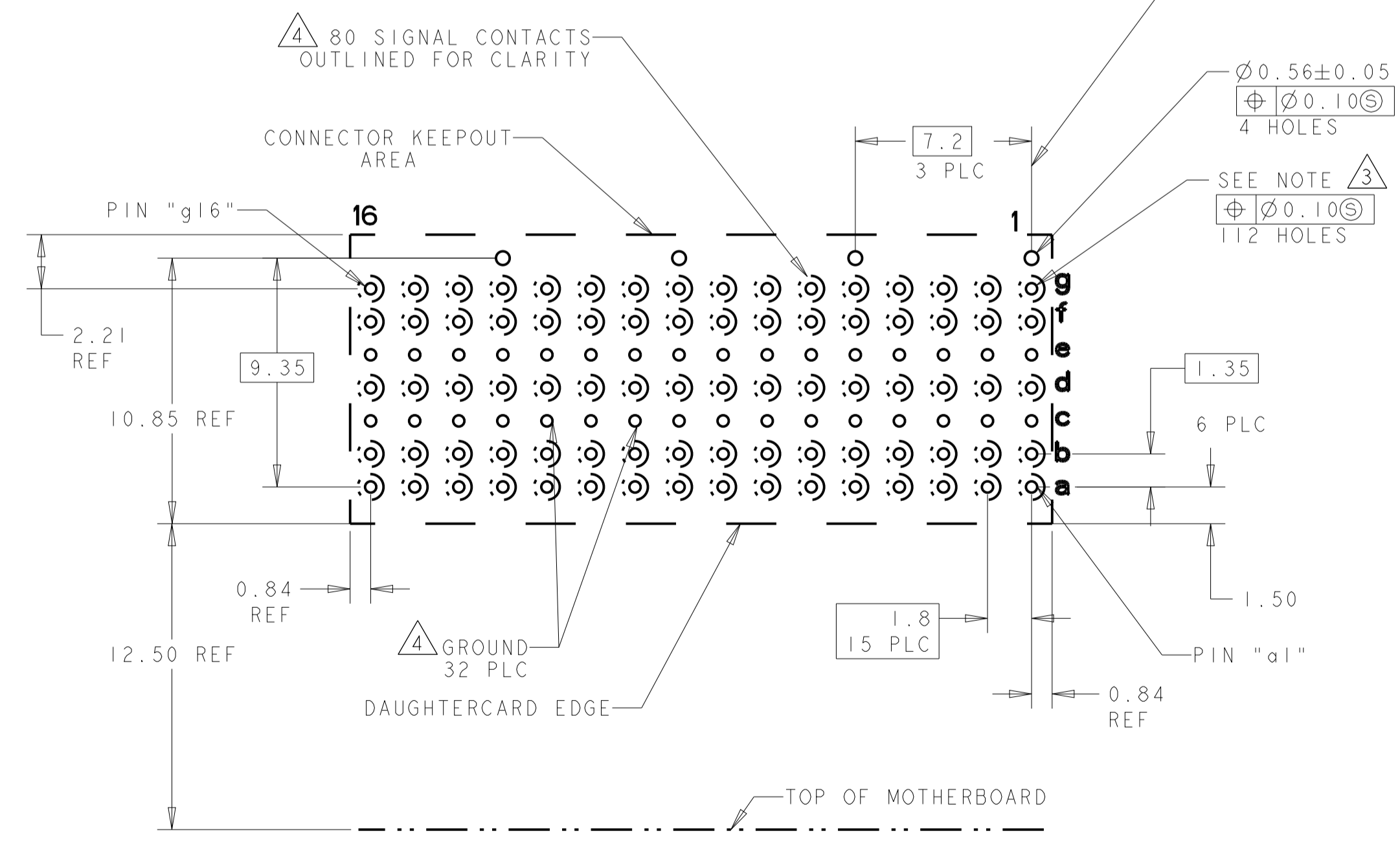
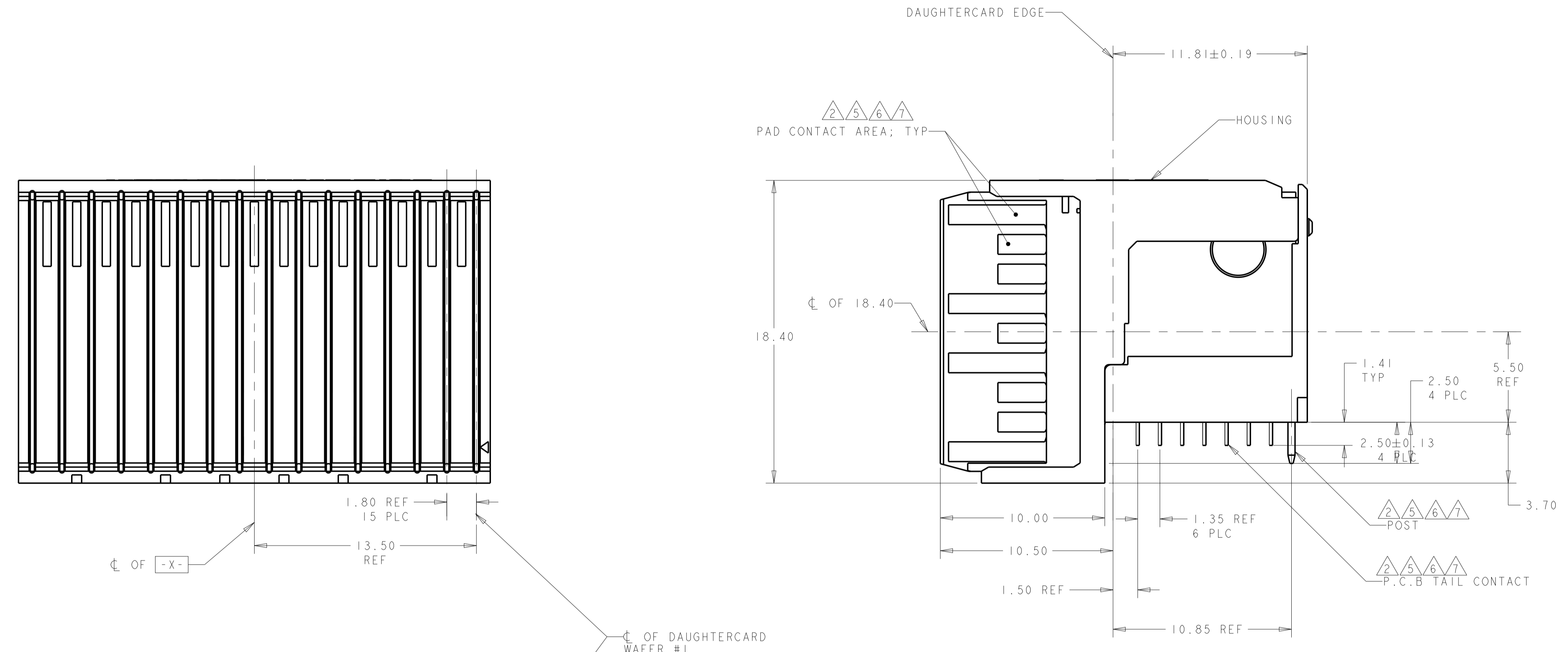
LOC	DIST	REVISIONS					
		P	LTN	DESCRIPTION	DATE	DWN	APVD
GP	00	C		REV PER ECO 14-014392	9-22-14	CT	DH

- 1 HOUSING: LCP, UL94V0, COLOR: BLACK.  
CONTACT: PHOSPHOR BRONZE.  
POST: BRASS WIRE
- 2 CONTACT: 0.76µm MIN GOLD IN PAD CONTACT AREA,  
1.27µm MIN TIN-LEAD ON PCB TAIL  
OVER 1.27µm MIN NICKEL OVER ALL.  
POST 1.27µm MIN NICKEL PLATED.
- 3 PLATE THROUGH HOLE PER 114-13056,  
FIGURE 4.
- 4 SEE TABLE I FOR INTERCONNECTIONS TO  
BACKPLANE CONNECTOR.
- 5 CONTACT: 0.76µm MIN GOLD IN PAD CONTACT AREA,  
CONTACT: 1.27µm MIN TIN ON PCB TAIL  
OVER 1.27µm MIN NICKEL OVER ALL.  
POST 1.27µm MIN NICKEL PLATED.
- 6 CONTACT: 1.27µm MIN GOLD IN PAD CONTACT AREA,  
1.27µm MIN TIN-LEAD ON PCB TAIL  
OVER 1.27µm MIN NICKEL OVER ALL.  
POST 1.27µm MIN NICKEL PLATED.
- 7 CONTACT: 1.27µm MIN GOLD IN PAD CONTACT AREA,  
1.27µm MIN TIN ON PCB TAIL  
OVER 1.27µm MIN NICKEL OVER ALL.  
POST 1.27µm MIN NICKEL PLATED.

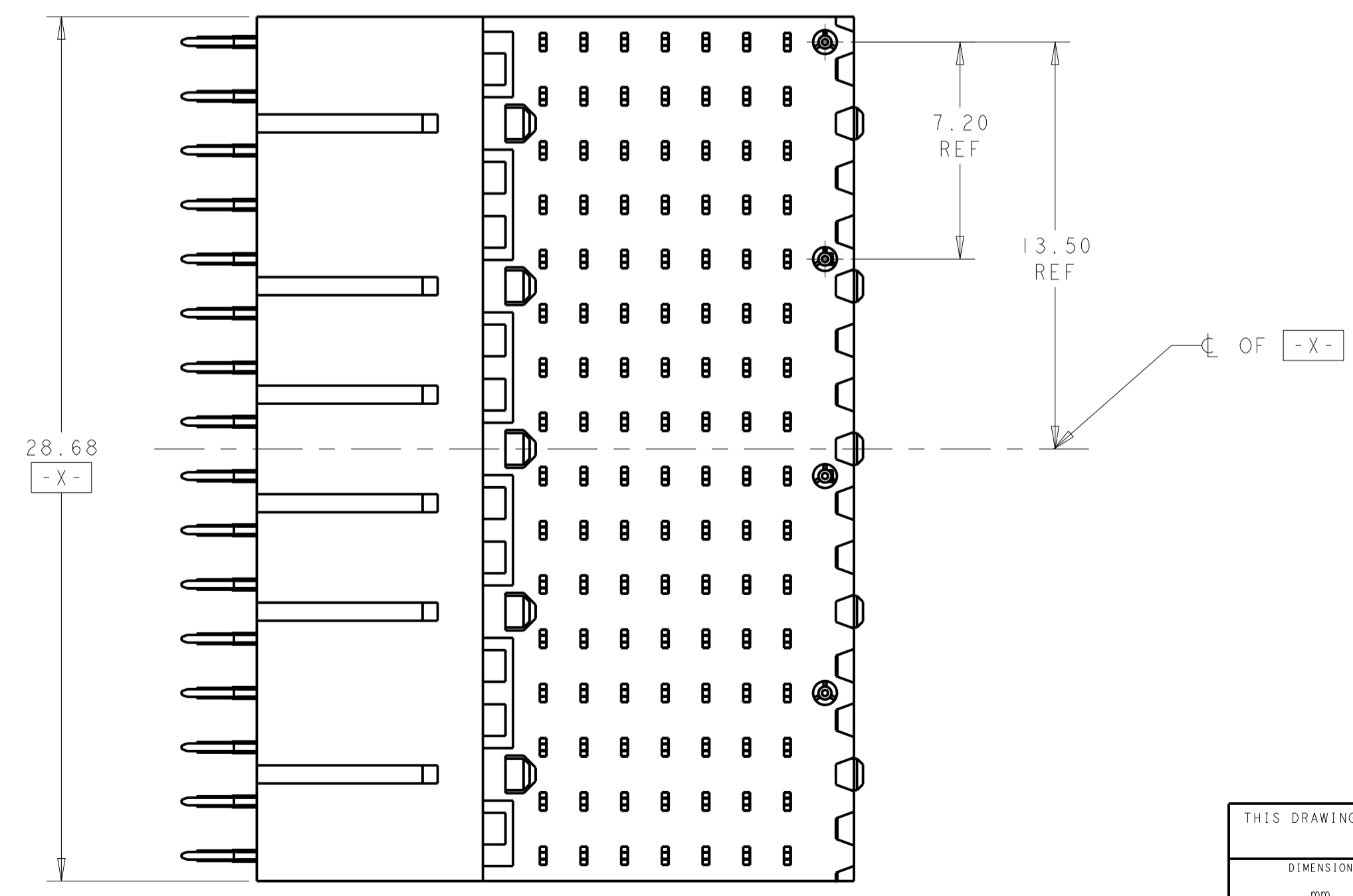
TABLE I  
INTERCONNECTIONS WITH BACKPLANE CONNECTOR 1410140

TYPICAL INTERCONNECTIONS FOR EACH COLUMN (WAFER): 1-16		
CONTACT USAGE	DAUGHTERCARD CONNECTOR PIN	BACKPLANE CONNECTOR PIN
SIGNAL	ax	bx
SIGNAL	bx	cx
SIGNAL	dx	ex
SIGNAL	fx	gx
SIGNAL	gx	hx
GROUND	cx, ex, (ALL COMMONED)	ax, dx, fx, ix

NOTE: "x" DESIGNATES THE COLUMN NUMBER



PC BOARD LAYOUT  
(CONNECTOR SIDE)  
SEE SHEET 2 FOR RTM  
SCALE 5:1



7	1410190-4
6	1410190-3
5	1410190-2
2	1410190-1
PLATING	PART NO

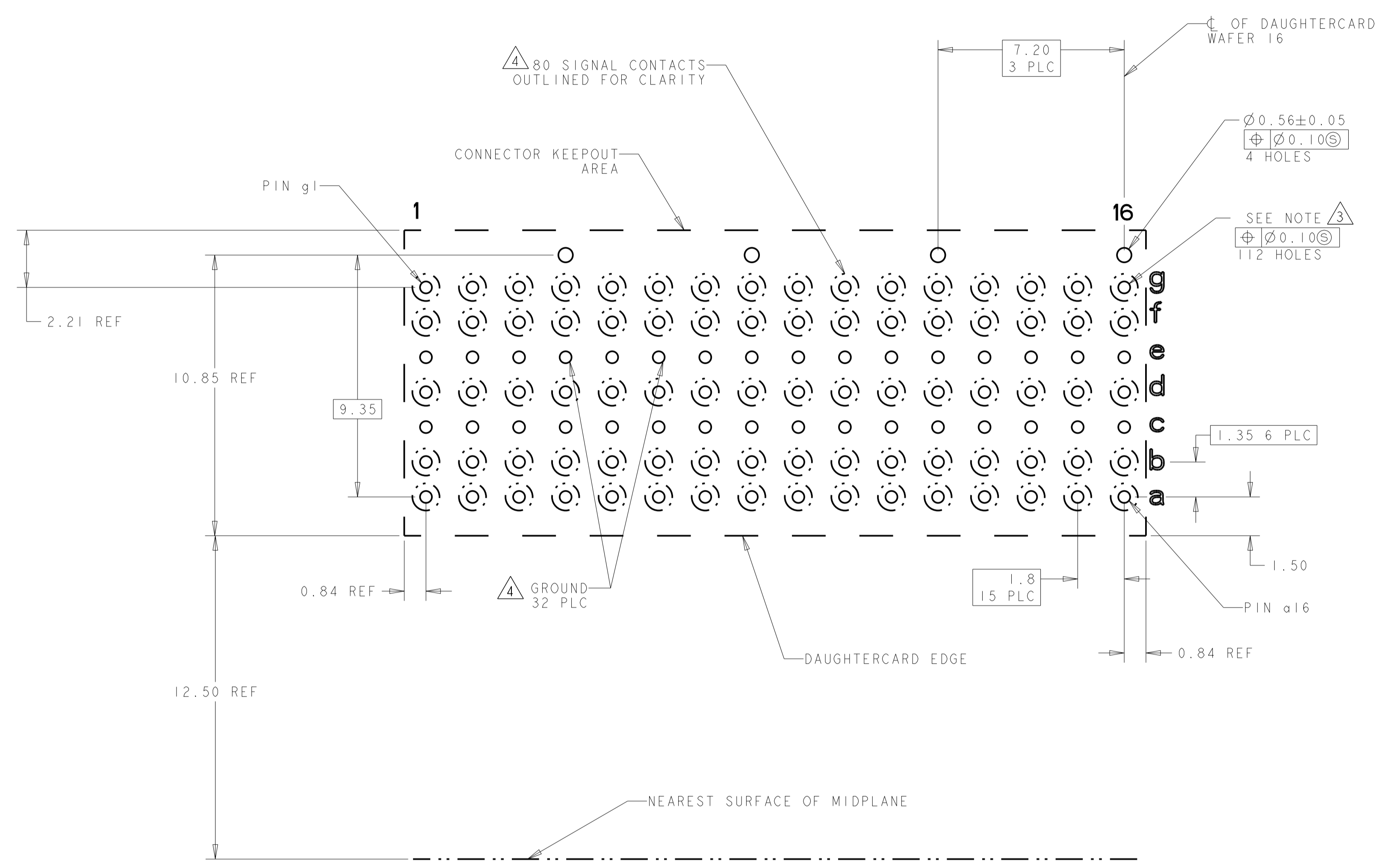
THIS DRAWING IS A CONTROLLED DOCUMENT.

DIMENSIONS:	TOLERANCES UNLESS OTHERWISE SPECIFIED:	OWN: L. SIPE 01JUN2004	CHK: J. CONSOLI 01JUN2004	APVD: G. GRIFFITH 14MAR2006	NAME: RIGHT-ANGLE PLUG ASSEMBLY, 7 ROW, CENTER, 20.3mm, SINGLE ENDED, MultiGig RT2, DAUGHTERCARD CONNECTOR
mm	0 PLC ±0.5 2 PLC ±0.5 3 PLC ±0.13 4 PLC ±0.13 ANGLES ±1°	PRODUCT SPEC: 108-2072	APPLICATION SPEC: 114-13056	SIZE: 114-13056	RESTRICTED TO: CUSTOMER DRAWING
MATERIAL:	FINISH:	WEIGHT:	SCALE: 6:1	SHEET 1 OF 2	REV C

SEE TABLE

LOC		DIST		REVISIONS				
GP	00	P	LTN	DESCRIPTION	DATE	DWN	APVD	
		-		SEE SHEET 1	-	-	-	

### REAR TRANSITION MODULE APPLICATION



PC BOARD REAR TRANSITION MODULE  
 SCALE 8:1

THIS DRAWING IS A CONTROLLED DOCUMENT.		DWN L. SIPE 01JUN2004	TE Connectivity	
DIMENSIONS:		CHK J. CONSOLI 01JUN2004		
mm	TOLERANCES UNLESS OTHERWISE SPECIFIED:	APVD G. GRIFFITH 14MAR2006	NAME RIGHT-ANGLE PLUG ASSEMBLY, 7 ROW, CENTER, 20.3mm, SINGLE ENDED, MultiGig RT2, DAUGHTERCARD CONNECTOR	
	0 PLC ± 1 PLC ±0.5 2 PLC ±0.13 3 PLC ± 4 PLC ± ANGLES ±1°	PRODUCT SPEC 108-2072	SIZE A100779C=1410190	
MATERIAL	FINISH	APPLICATION SPEC 114-13056	RESTRICTED TO	
	SEE TABLE	WEIGHT	SCALE 6:1 SHEET 2 OF 2 REV C	
		CUSTOMER DRAWING		

## X-ON Electronics

Largest Supplier of Electrical and Electronic Components

*Click to view similar products for [High Speed/Modular Connectors](#) category:*

*Click to view products by [TE Connectivity](#) manufacturer:*

Other Similar products are found below :

[2332816-1](#) [89006-1137LF](#) [650827-1](#) [65762-001LF](#) [73474-201LF](#) [74040-1346](#) [74075-0267](#) [88911-201LF](#) [9514M0C20D](#) [1410191-1](#)  
[1410337-1](#) [1410368-3](#) [1410964-2](#) [1410326-3](#) [1410367-3](#) [1410971-4](#) [1467833-1](#) [2000877-1](#) [2000878-1](#) [2041314-1](#) [2065387-1](#) [2187307-1](#)  
[2187462-1](#) [2226278-6](#) [KA81-07](#) [91290-101LF](#) [1934290-1](#) [2000875-1](#) [2065917-1](#) [2102736-2](#) [FSR-40](#) [2169868-2](#) [2226279-2](#) [22354-8](#) [437-](#)  
[5040-000](#) [5-1393565-0](#) [532449-3](#) [532803-2](#) [34745-0001](#) [0740618502](#) [0760151403](#) [0760551105](#) [0760551608](#) [0761451128](#) [0761651124](#)  
[0761655108](#) [0761659807](#) [0769853208](#) [0736440217](#) [0758324203](#)