

REVISIONS				
REV	DATE	DESCRIPTION	BY	APP'D
C	5-29-20	REV PER ECO 20-007470	CT	DH

- 1 HOUSING: LCP, UL94V0, COLOR: BLACK.
CONTACT: PHOSPHOR BRONZE.
POST: BRASS WIRE
- 2 CONTACT: 1.27µm MIN GOLD IN PAD CONTACT AREA
1.27µm MIN TIN-LEAD ON PCB TAIL
OVER 1.27µm MIN NICKEL OVER ALL.
POST 1.27µm MIN NICKEL PLATED.
- 3 PLATE THROUGH HOLE PER 114-13056,
FIGURE 4.
- 4 SEE TABLE 1 FOR INTERCONNECTIONS TO
BACKPLANE CONNECTOR.
- 5 CONTACT: 1.27µm MIN GOLD IN PAD CONTACT AREA
1.27µm MIN TIN ON PCB TAIL
OVER 1.27µm MIN NICKEL OVER ALL.
POST 1.27µm MIN NICKEL PLATED.
- 6 CONTACT: 0.76µm MIN GOLD IN PAD CONTACT AREA
1.27µm MIN TIN ON PCB TAIL
OVER 1.27µm MIN NICKEL OVER ALL.
POST 1.27µm MIN NICKEL PLATED.
- 7 PRELIMINARY-NOT RELEASED FOR PRODUCTION

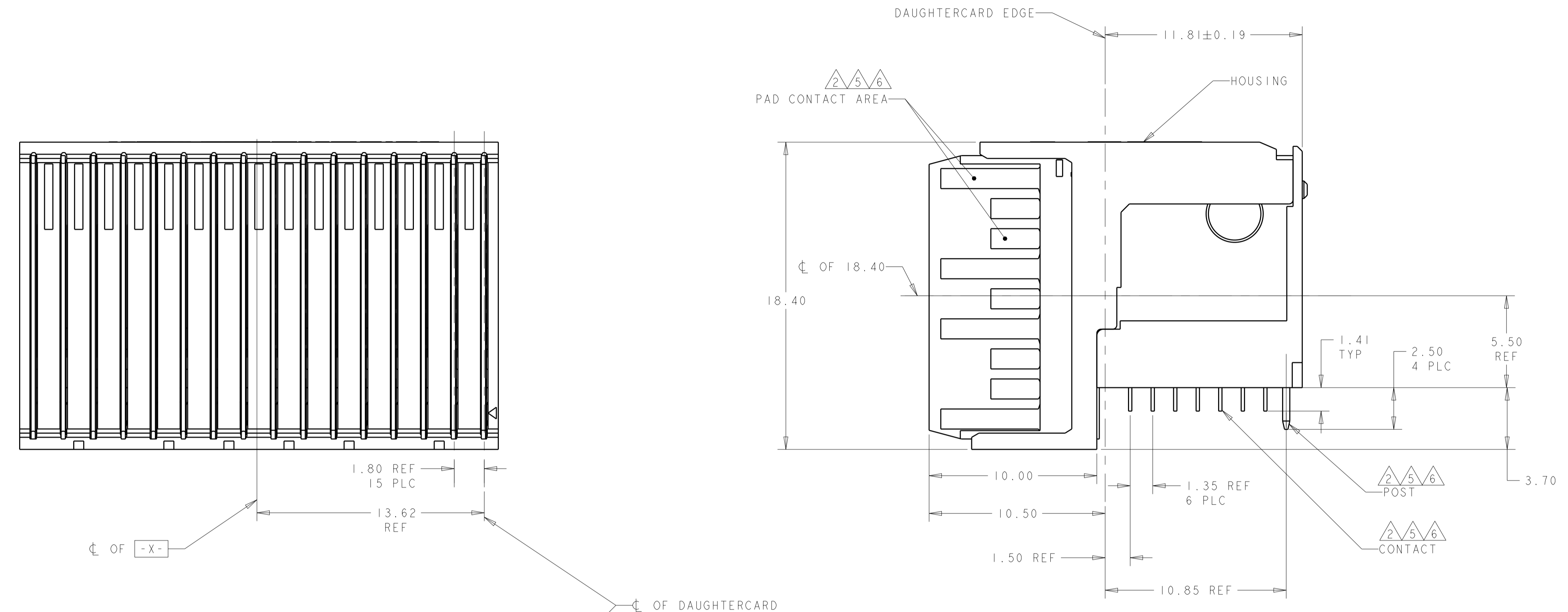


TABLE 1
INTERCONNECTIONS WITH BACKPLANE CONNECTOR
1410140-1, 1410966-1, 1410967-1

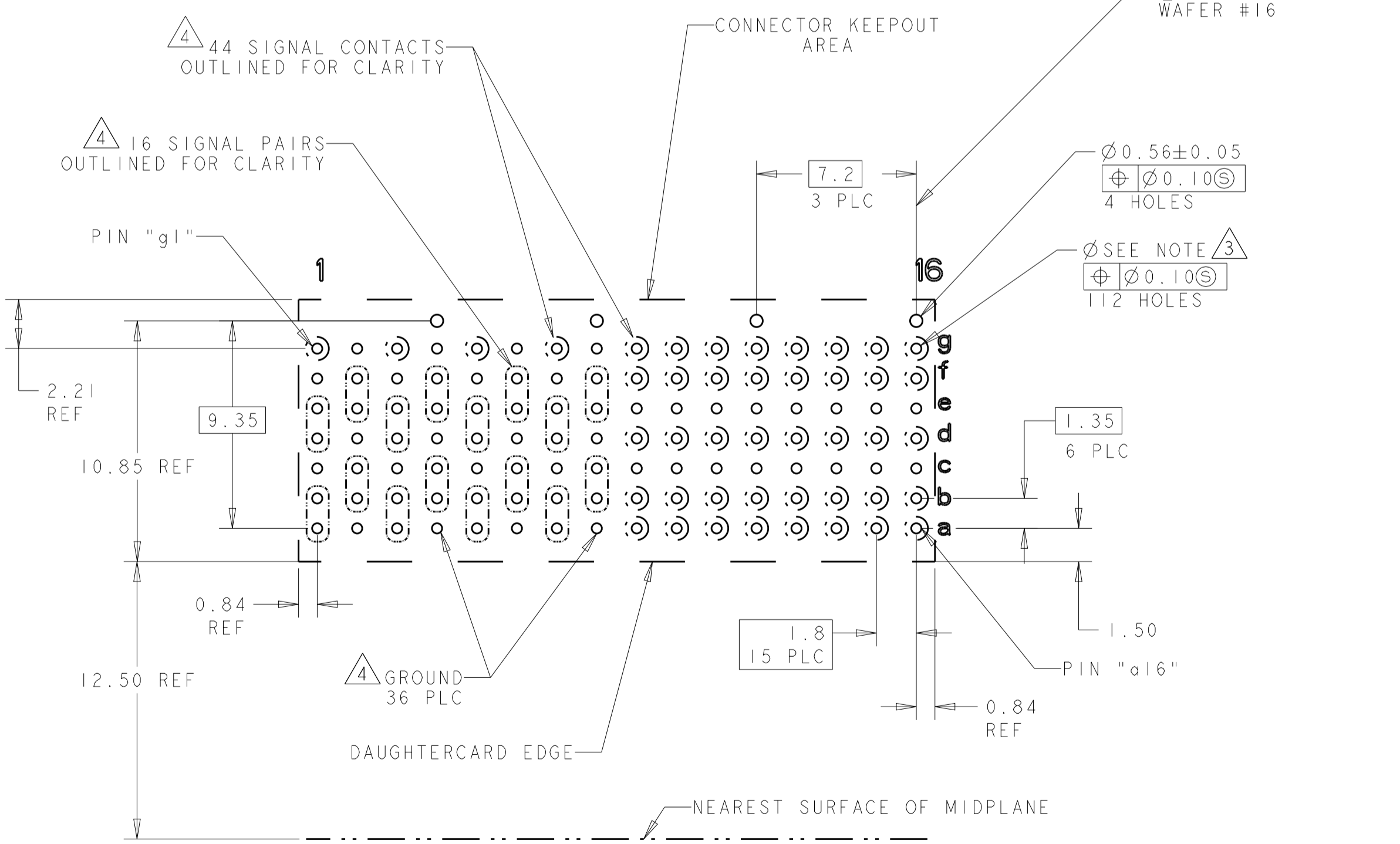
TYPICAL INTERCONNECTIONS FOR EACH ODD-NUMBERED COLUMN (WAFER): 1, 3, 5, 7		
CONTACT USAGE	DAUGHTERCARD CONNECTOR PIN	BACKPLANE CONNECTOR PIN
SIGNAL PAIR	ax	ax
	bx	bx
SIGNAL PAIR	dx	ex
	ex	fx
SIGNAL	gx	ix
GROUND	c x, f x (ALL COMMONED)	c x, d x, g x, h x

TYPICAL INTERCONNECTIONS FOR EACH EVEN-NUMBERED COLUMN (WAFER): 2, 4, 6, 8		
CONTACT USAGE	DAUGHTERCARD CONNECTOR PIN	BACKPLANE CONNECTOR PIN
SIGNAL PAIR	bx	cx
	cx	dx
SIGNAL PAIR	ex	gx
	fx	hx
GROUND	ax, dx, gx, (ALL COMMONED)	ax, bx, ex, fx, ix

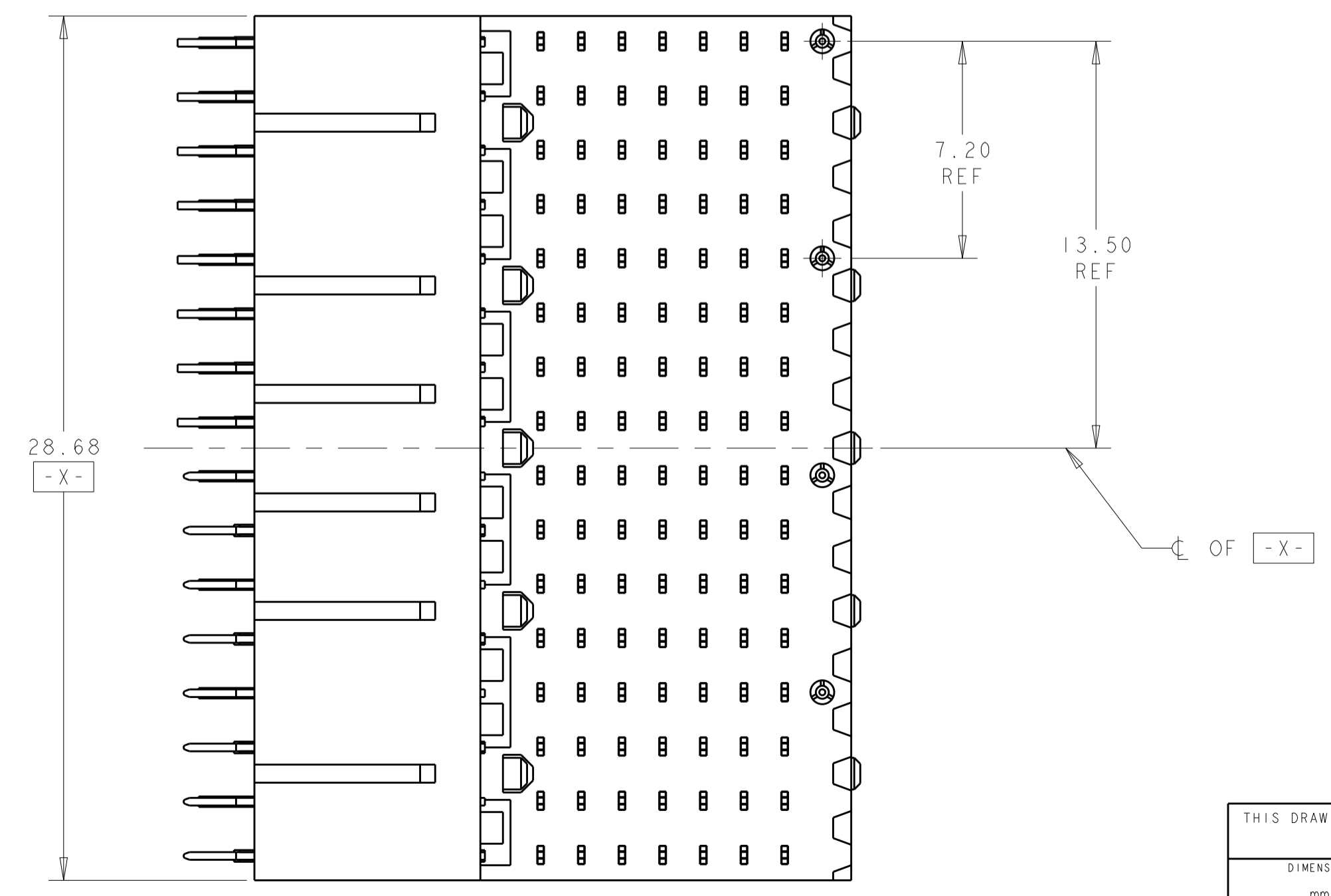
TYPICAL INTERCONNECTIONS FOR EACH COLUMN (WAFER): 9, 10, 11, 12, 13, 14, 15, 16		
CONTACT USAGE	DAUGHTERCARD CONNECTOR PIN	BACKPLANE CONNECTOR PIN
SIGNAL	ax	bx
SIGNAL	bx	cx
SIGNAL	dx	ex
SIGNAL	fx	gx
SIGNAL	gx	hx
GROUND	c x, e x, (ALL COMMONED)	a x, d x, f x, i x

NOTE: "x" DESIGNATES THE COLUMN NUMBER

5	1410970-4
2	1410970-3
6	1410970-2
PLATING PART NO	



PC BOARD REAR TRANSITION MODULE
(CONNECTOR SIDE)
SCALE 5:1



THIS DRAWING IS A CONTROLLED DOCUMENT.

DIMENSIONS:	TOLERANCES UNLESS OTHERWISE SPECIFIED:	OWN: R. TREA 17FEB2006	NAME: RIGHT-ANGLE PLUG ASSEMBLY, 7 ROW, CENTER, 20.3mm, MultiGig RT2, DAUGHTERCARD CONNECTOR, DIFFERENTIAL
mm	0 PLC ±0.5	CHK: G. GRIFFITH 17FEB2006	PRODUCT SPEC: 108-2072
	1 PLC ±0.13	APP'D: G. GRIFFITH 17FEB2006	APPLICATION SPEC: 114-13056
	2 PLC ±0.13		SIZE: 114-13056
	3 PLC ±0.13		WEIGHT: -
	4 PLC ±0.13		FINISH: SEE TABLE
	ANGLES ±1°		SEE TABLE
MATERIAL:	SEE TABLE		CUSTOMER DRAWING

TE Connectivity

100779-1410970

SCALE 6:1 SHEET 1 OF 1 REV D

X-ON Electronics

Largest Supplier of Electrical and Electronic Components

Click to view similar products for [High Speed/Modular Connectors](#) category:

Click to view products by [TE Connectivity](#) manufacturer:

Other Similar products are found below :

[2332816-1](#) [89006-1137LF](#) [650827-1](#) [65762-001LF](#) [73474-201LF](#) [74040-1346](#) [74075-0267](#) [1410191-1](#) [1410337-1](#) [1410368-3](#) [1410964-2](#)
[1410367-3](#) [1410971-4](#) [1467833-1](#) [2000877-1](#) [2000878-1](#) [2041314-1](#) [2065387-1](#) [2187307-1](#) [2187462-1](#) [91290-101LF](#) [163P](#) [1934290-1](#)
[2000875-1](#) [2065917-1](#) [2102736-2](#) [FSR-40](#) [2169868-2](#) [22354-8](#) [437-5040-000](#) [5-1393565-0](#) [532449-3](#) [532803-2](#) [34745-0001](#) [1-1393708-5](#)
[73774-1000](#) [532939-1](#) [5-531355-3](#) [85838-180LF](#) [HM1S43TRR460H6PLF](#) [0760205010](#) [0782341022](#) [1-966831-4](#) [3-1469268-7](#) [77427-121LF](#)
[74748-102LF](#) [10009542-001LF](#) [73983-A001LF](#) [10041743-101LF](#) [10066670-100002LF](#)