

REVISIONS				
P	LTN	DESCRIPTION	DATE	OWN APVD
F		REV PER ECO 20-007470	6-1-20	CT DH

- 1 HOUSING: LCP, UL94V0, COLOR: BLACK.  
CONTACT: PHOSPHOR BRONZE.  
POST: BRASS WIRE
- 2 CONTACT: 1.27µm MIN GOLD IN PAD CONTACT AREA  
1.27µm MIN TIN-LEAD ON PCB TAIL  
OVER 1.27µm MIN NICKEL OVER ALL.  
POST: 1.27µm MIN NICKEL PLATED.
- 3 PLATE THROUGH HOLE PER TE PEC. 114-13056  
FIGURE 4.
- 4 SEE TABLE 1 FOR INTERCONNECTIONS TO  
BACKPLANE CONNECTOR.
- 5 CONTACT: 1.27µm MIN GOLD IN PAD CONTACT AREA  
1.27µm MIN TIN ON PCB TAIL OVER 1.27µm MIN  
NICKEL OVER ALL.  
POST: 1.27µm MIN NICKEL PLATED.
- 6 CONTACT: 0.76µm MIN GOLD IN PAD CONTACT AREA  
1.27µm MIN TIN ON PCB TAIL OVER 1.27µm MIN  
NICKEL OVER ALL.  
POST: 1.27µm MIN NICKEL PLATED.

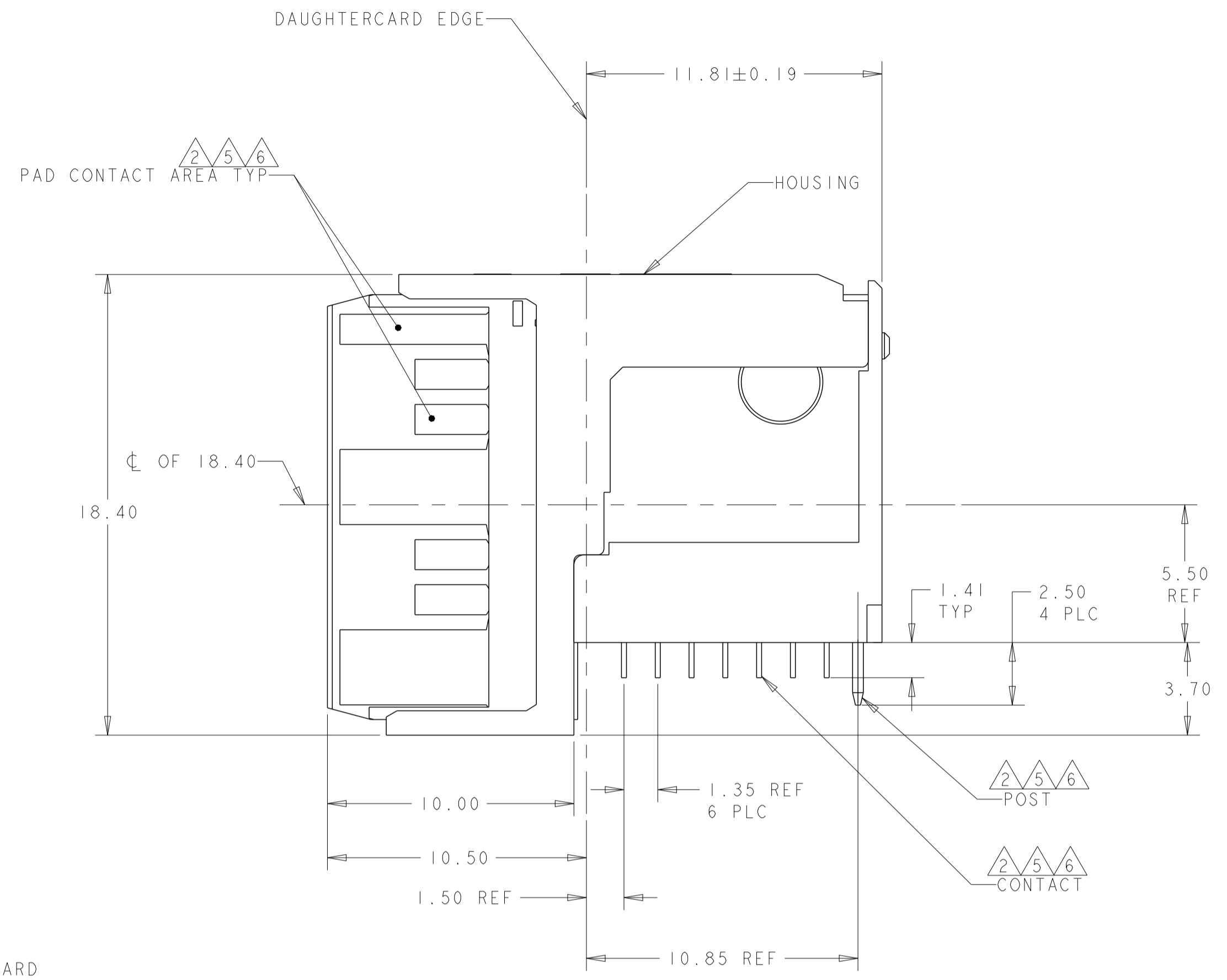
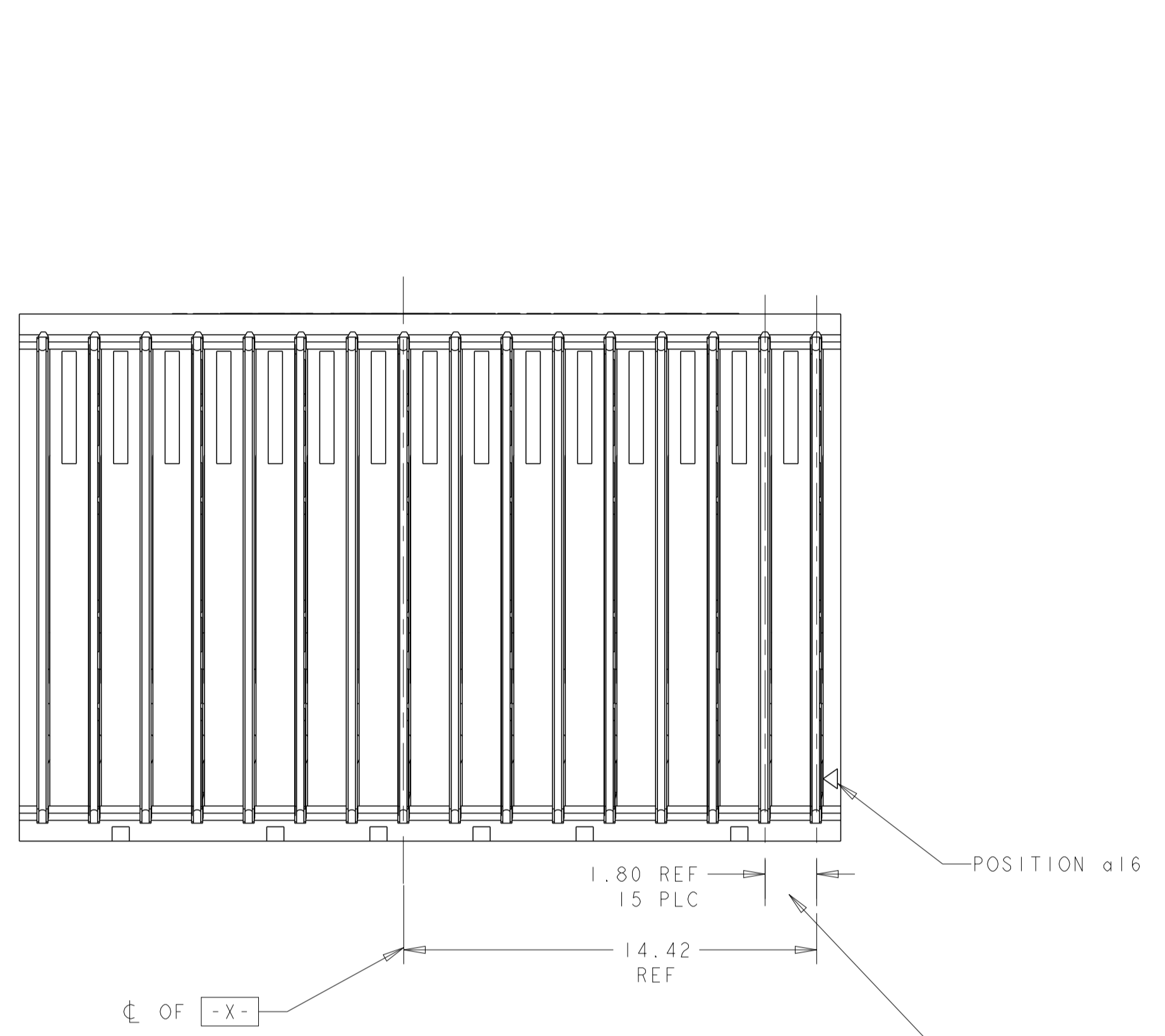
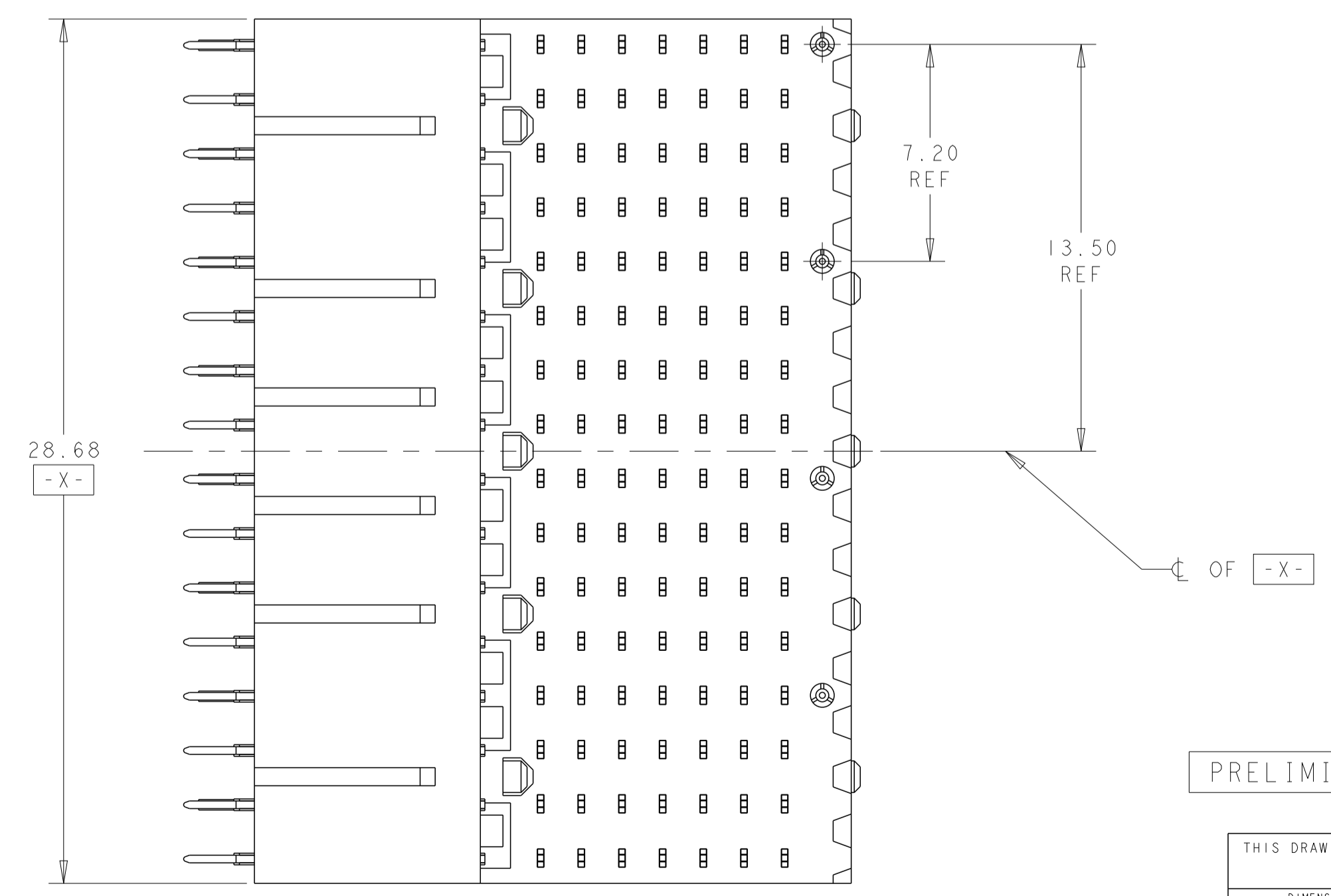
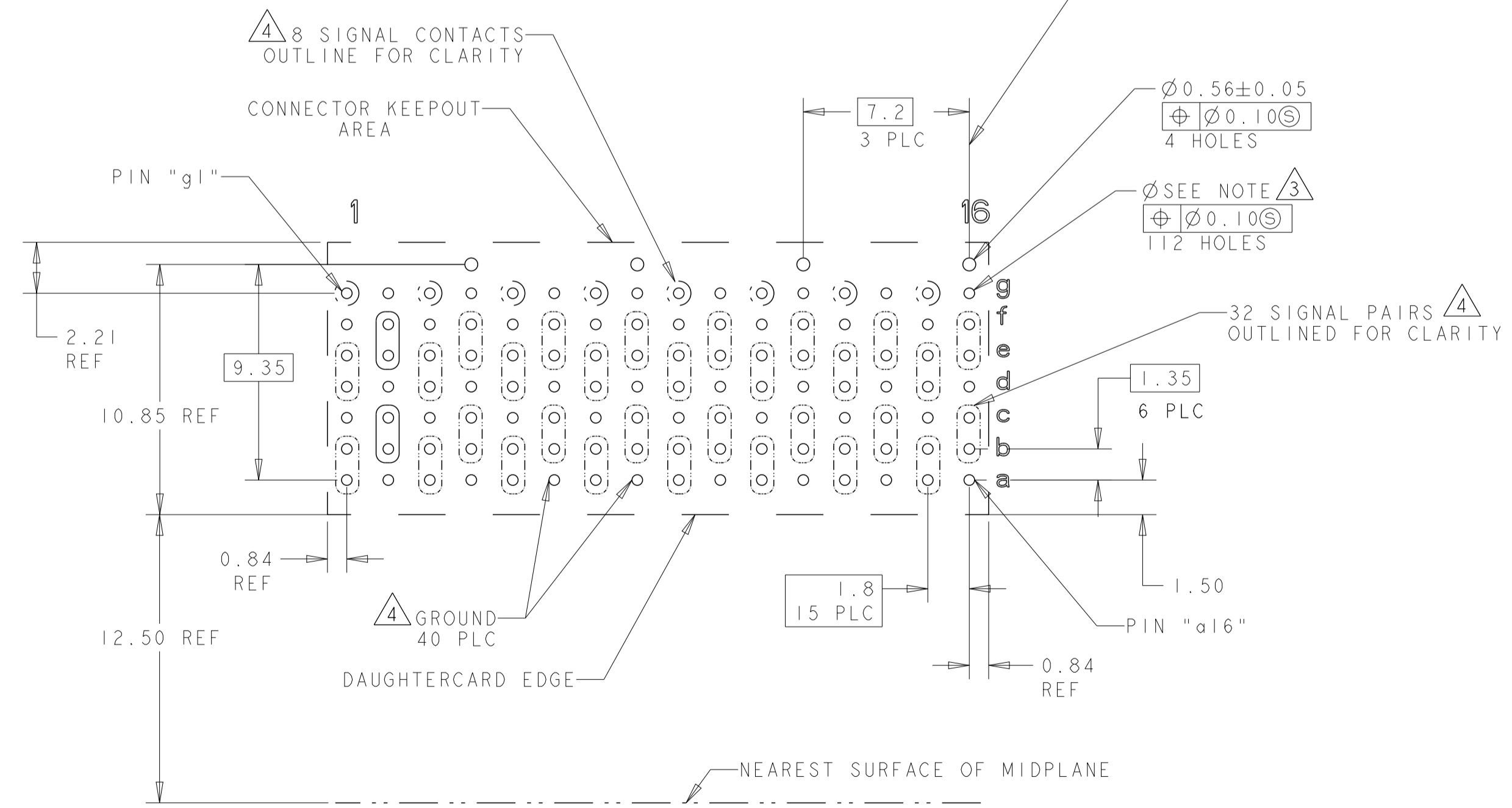


TABLE 1  
INTERCONNECTIONS WITH BACKPLANE CONNECTOR  
1410140-1, 1410142-1, 1410966-1, 1410967-1

TYPICAL INTERCONNECTIONS FOR EACH ODD-NUMBERED COLUMN (WAFER): 1, 3, 5, 7, 9, 11, 13, 15		
CONTACT USAGE	DAUGHTERCARD CONNECTOR PIN	BACKPLANE CONNECTOR PIN
SIGNAL PAIR	ax	ax
	bx	bx
SIGNAL PAIR	dx	ex
	ex	fx
SIGNAL	gx	ix
GROUND	cx, fx (ALL COMMONED)	cx, dx, gx, hx

TYPICAL INTERCONNECTIONS FOR EACH EVEN-NUMBERED COLUMN (WAFER): 2, 4, 6, 8, 10, 12, 14, 16		
CONTACT USAGE	DAUGHTERCARD CONNECTOR PIN	BACKPLANE CONNECTOR PIN
SIGNAL PAIR	bx	cx
	cx	dx
SIGNAL PAIR	ex	gx
	fx	hx
GROUND	ax, dx, gx, (ALL COMMONED)	ax, bx, ex, fx, ix

NOTE: "x" DESIGNATES THE COLUMN NUMBER



PC BOARD REAR TRANSITION MODULE  
(CONNECTOR SIDE)  
SCALE 5:1

PRELIMINARY-NOT RELEASED FOR PRODUCTION

THIS DRAWING IS A CONTROLLED DOCUMENT.		OWN: R. TREA 22FEB2006	TE Connectivity
DIMENSIONS: mm		CHK: G. GRIFFITH 22FEB2006	
TOLERANCES UNLESS OTHERWISE SPECIFIED:		APVD: G. GRIFFITH 22FEB2006	NAME: RIGHT-ANGLE PLUG ASSEMBLY, 7 ROW, CENTER, 20.3mm, MultiGig RT2, DAUGHTERCARD CONNECTOR, DIFFERENTIAL
0 PLC ±0.5		PRODUCT SPEC: 108-2072	
1 PLC ±0.13		APPLICATION SPEC: 114-13056	SIZE: 114-13056 CAGE CODE: 1410975 DRAWING NO: 1410975-2
2 PLC ±0.13		WEIGHT: -	
3 PLC ±0.13		FINISH: -	RESTRICTED TO: A   00779   1410975
4 PLC ±0.13		SEE TABLE	
ANGLES ±1°		CUSTOMER DRAWING	SCALE: 6:1
MATERIAL: -			SHEET: 1 OF 1
FINISH: -			REV: F

## X-ON Electronics

Largest Supplier of Electrical and Electronic Components

*Click to view similar products for [High Speed/Modular Connectors](#) category:*

*Click to view products by [TE Connectivity](#) manufacturer:*

Other Similar products are found below :

[650827-1](#) [74040-1346](#) [1410191-1](#) [1410368-3](#) [1410964-2](#) [1410326-3](#) [1410367-3](#) [1410971-4](#) [1467833-1](#) [2000877-1](#) [2000878-1](#) [2041314-1](#)  
[2065387-1](#) [2187307-1](#) [163P](#) [1934290-1](#) [2000875-1](#) [2065917-1](#) [2102736-2](#) [FSR-40](#) [2169868-2](#) [22354-8](#) [437-5040-000](#) [5-1393565-0](#) [039-](#)  
[0246-000](#) [0740618502](#) [0761601016](#) [0784461022](#) [10123159-12ELF](#) [030-2415-003/100 PK](#) [030-7380-004](#) [030-2494-001](#) [532939-1](#) [5532901-](#)  
[3](#) [3-1469268-7](#) [74748-102LF](#) [10041743-101LF](#) [10066670-100002LF](#) [1-533915-1](#) [249-4515-000](#) [7-1469373-3](#) [DL2-2J/S](#) [2000713-8](#)  
[2000713-7](#) [10124313-101LF](#) [3011-21](#) [757105208](#) [430305-001](#) [4395800100](#) [8140115](#)