

THIS DRAWING IS UNPUBLISHED.

RELEASED FOR PUBLICATION

ALL RIGHTS RESERVED.

© COPYRIGHT - By TE Connectivity

LOC HB

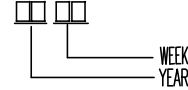
DIST -

REVISIONS

P	LTR	DESCRIPTION	DATE	DWN	APVD
A2		1.CHANGE TE LOGO2.ADD LINE IDENTIFICATION3.TERMINALS TOLERANCE CLARIFICATION ECO-11-005140	26-MAR-12	YS.H	BH.Y
B		CHANGE RAW MATERIAL OF CARD ECO-19-012552	14-AUG-19	TOD	K.T

NOTES:

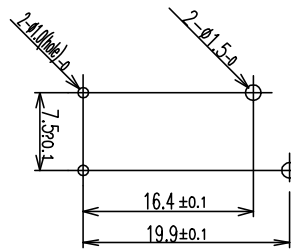
① 1. LOT NO. SYSTEM AS FOLLOWING:



② 2.TERMINAL DIMENSIONS BEFORE SOLDER DIP

③ 3.FOR THE TIN-PLATING OF THE PINS: +0.1mm FOR WIDTH, THICKNESS AND DIAMETER +0.5mm FOR LENGTH

DRILLING DIAGRAM
BOTTOM VIEW (2/1)



CONNECTION DIAGRAM
BOTTOM VIEW (2/1)

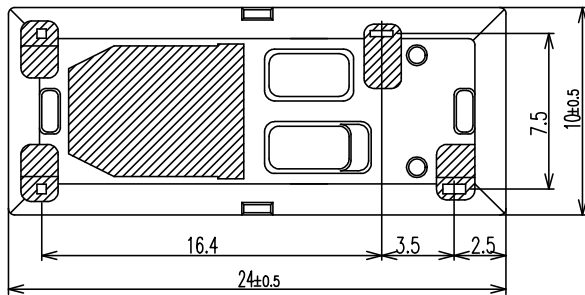
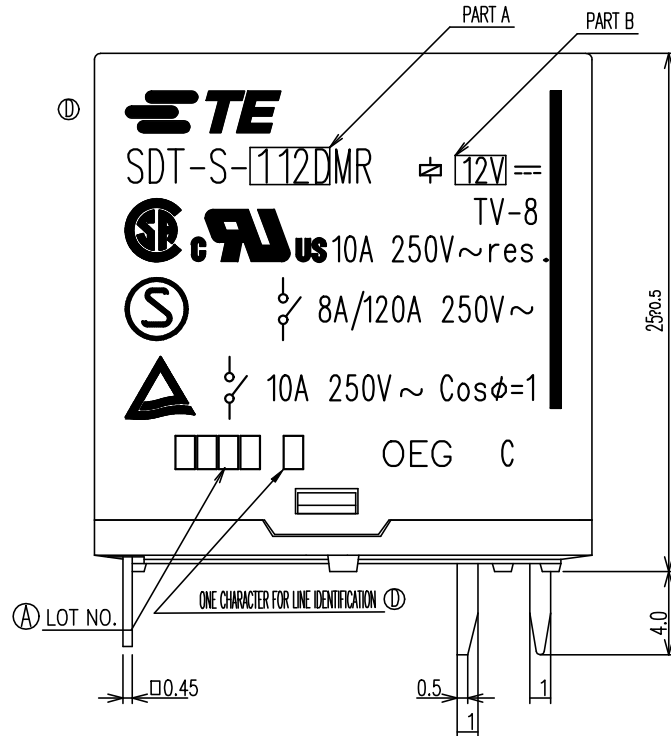
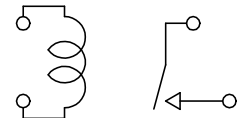


Diagram dimension	Tolerance
max. 1mm	±0.1mm
1 - 3mm	±0.2mm
min. 3mm	±0.3mm

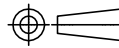
THIS DRAWING IS A CONTROLLED DOCUMENT.

DWN K.OKAKO

TE TE Connectivity

DIMENSIONS: mm

TOLERANCES UNLESS OTHERWISE SPECIFIED:



0 PLC	± -
1 PLC	± -
2 PLC	± -
3 PLC	± -
4 PLC	± -
ANGLES	± -

MATERIAL

FINISH

CHK H.SASAKI	NAME
APVD A.NAGAI	PRODUCT SPEC
APPLICATION SPEC	SIZE
WEIGHT	CAGE CODE

SDT-DMR			RESTRICTED TO
A3	00779	C=1461267	-

CUSTOMER DRAWING

SCALE 4:1

SHEET 1 OF 2

REV B

THIS DRAWING IS UNPUBLISHED.

RELEASED FOR PUBLICATION

-. - .

© COPYRIGHT - By TE Connectivity

ALL RIGHTS RESERVED.

LOC	DIST	REVISIONS					
HB	-	P	LTR	DESCRIPTION	DATE	DWN	APVD
		-	-	SEE SHEET 1	-	-	-


SDT-S-118DMR	1461267-3	108-79782	18V	SDT-S-118DMR	STANDARD	h
SDT-S-148DMR	1461023-2	108-79440	48V	SDT-S-148DMR	STANDARD	g
SDT-S-124DMR	1419126-1	108-79439	24V	SDT-S-124DMR	STANDARD	f
SDT-S-112DMR	9-1419125-7	108-79438	12V	SDT-S-112DMR	STANDARD	e
SDT-S-109DMR	8-1419125-9	108-79437	9V	SDT-S-109DMR	STANDARD	d
SDT-S-106DMR	1461267-2	108-79436	6V	SDT-S-106DMR	STANDARD	c
SDT-S-105DMR	8-1419125-0	108-79435	5V	SDT-S-105DMR	STANDARD	b
SDT-S-103DMR	1461267-1	108-79434	3V	SDT-S-103DMR	STANDARD	a
TYPE NAME	PART NO	PRODUCT SPEC	PART B	PART A	DESCRIPTION	No

①

RELAY TYPE

		EPOXY RESIN	SEAL (BASE & TERMINAL)	15
		EPOXY RESIN	SEAL (BASE & YOKE)	14
		3UEW	MAGNETIC WIRE	13
94W-0		P.B.T	CASE	12
94W-0		P.B.T	BOBBIN	11
	SOLDER DIP	C.P WIRE	COIL TERMINAL	10
94W-0		PPS (B)	CARD	9
		AgSnO	MOVABLE CONTACT	8
		AgSnO	NO.CONTACT	7
		STEEL	HINGE SPRING	6
	SOLDER DIP	Cu ALLOY	NO.TERMINAL	5
	SOLDER DIP	Cu ALLOY	MOVABLE SPRING	4
	NIP	STEEL	CORE	3
	NIP	STEEL	ARMATURE	2
	NIP	STEEL	YOKE	1
INCOMBUSTIBILITY	TREATMENT	MATERIAL	DESCRIPTION	ITEM

THIS DRAWING IS A CONTROLLED DOCUMENT.		DWN	K.OKAKO	
DIMENSIONS: mm		CHK	H.SASAKI	
TOLERANCES UNLESS OTHERWISE SPECIFIED:		APVD	A.NAGAI	
0 PLC ± -		PRODUCT SPEC	-	
1 PLC ± -		APPLICATION SPEC	-	
2 PLC ± -		WEIGHT	-	
3 PLC ± -		CUSTOMER DRAWING	-	
4 PLC ± -		SCALE	4:1	
4 PLC ANGLES ± -		SHEET	2 of 2	
MATERIAL	FINISH	DRAWING NO	A3 00779 C=1461267	
-	-	RESTRICTED TO	-	
		REV	B	



SDT-DMR

X-ON Electronics

Largest Supplier of Electrical and Electronic Components

Click to view similar products for [General Purpose Relays](#) category:

Click to view products by [TE Connectivity](#) manufacturer:

Other Similar products are found below :

[PCN-105D3MH,000](#) [59641F200](#) [LY1SAC110120](#) [5X827E](#) [5X837F](#) [5X840F](#) [5X842F](#) [5X848E](#) [LY2N-AC120](#) [LY2S-AC220/240](#) [LY2-US-AC120](#) [LY3-US-AC120](#) [LY4F-UA-DC12](#) [LY4F-UA-DC24](#) [LY4F-US-AC120](#) [LY4F-US-AC240](#) [LY4F-US-DC24](#) [LY4F-VD-AC110](#) [LYQ20DC12](#) [M115C60](#) [M115N010](#) [M115N0150](#) [6031007G](#) [603-12D](#) [61211T0B4](#) [61212T400](#) [61222Q400](#) [61243B600](#) [61243C500](#) [61243Q400](#) [61311BOA2](#) [61311BOA6](#) [61311BOA8](#) [61311C0A2](#) [61311COA1](#) [61311COA6](#) [61311F0A2](#) [61311QOA1](#) [61311QOA4](#) [61311T0D6](#) [61311TOA6](#) [61311TOA7](#) [61311TOB3](#) [61311TOB4](#) [61311U0A6](#) [61312Q600](#) [61312T400](#) [61312T600](#) [61313U200](#) [61313U400](#)