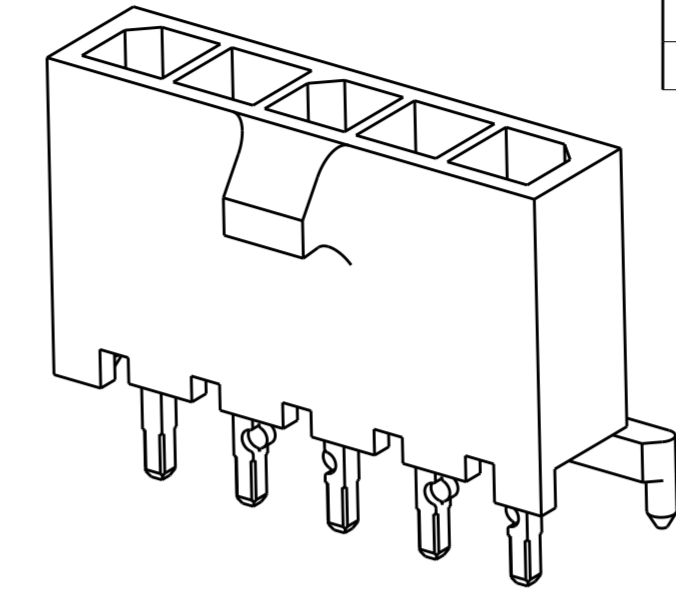
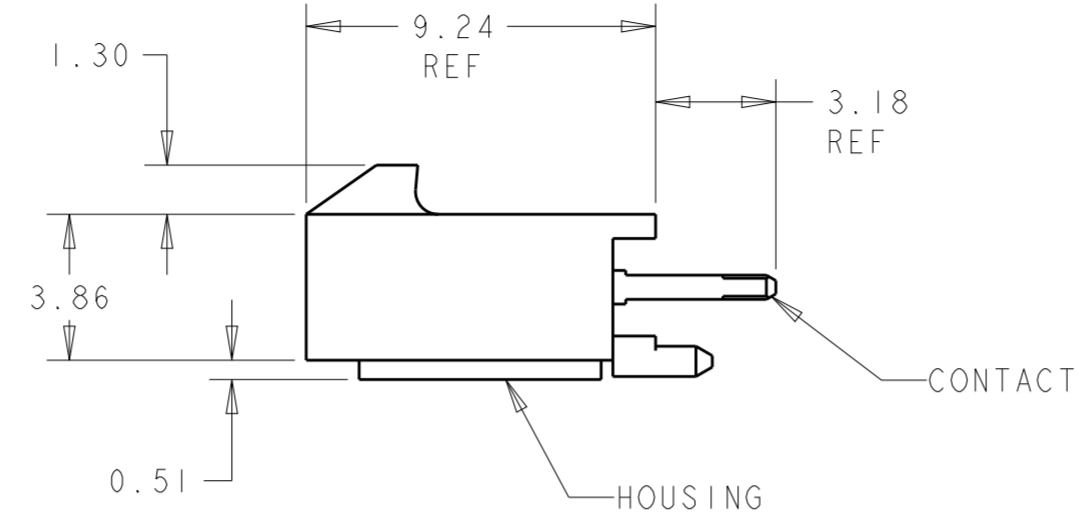
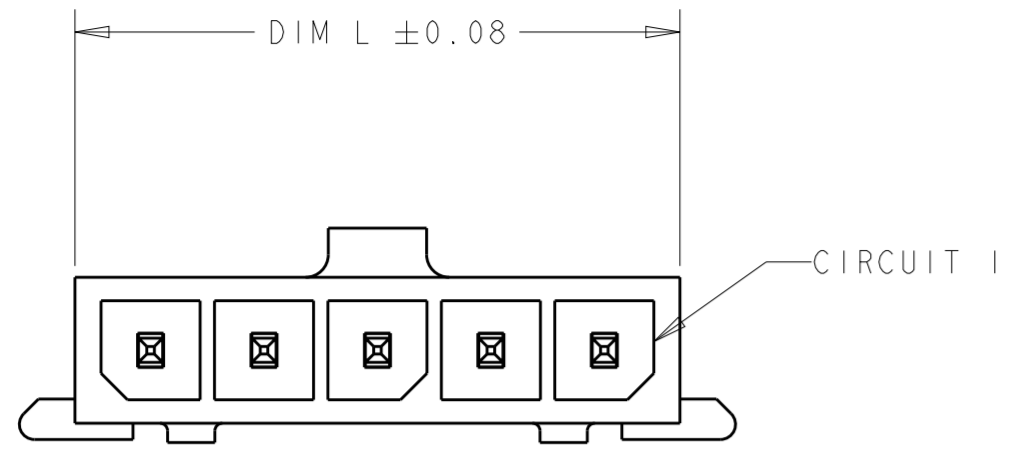
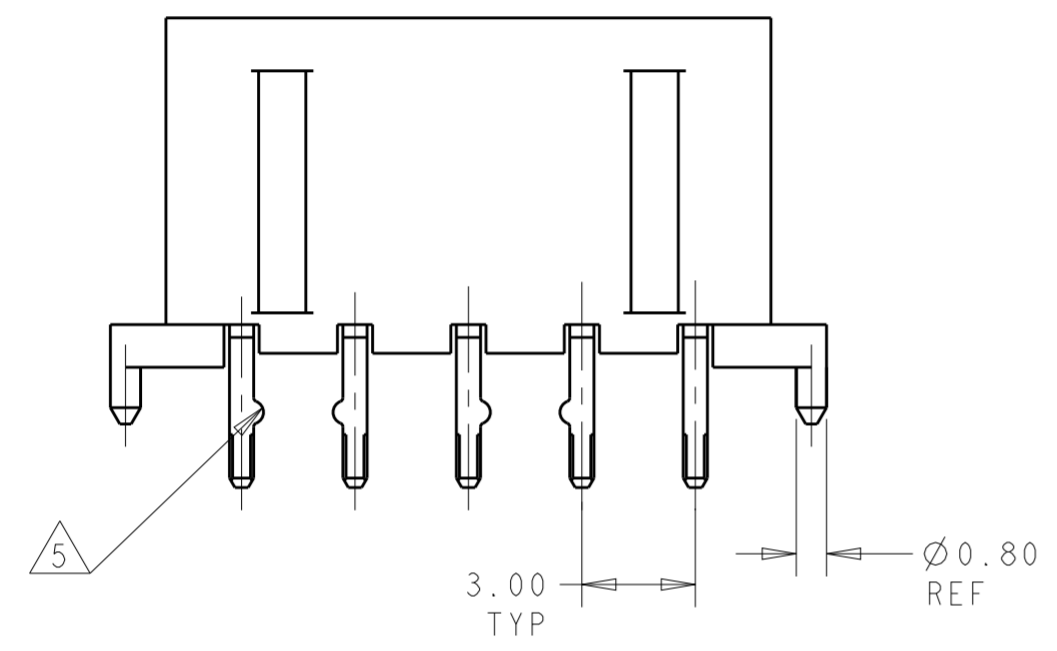


THIS DRAWING IS UNPUBLISHED. RELEASED FOR PUBLICATION 20
 © COPYRIGHT 20 BY - ALL RIGHTS RESERVED.

REVISIONS				
P	LTR	DESCRIPTION	DATE	APVD
B5		REVISED PER ECR-16-011494	20JUN2017	NK CX
B6		ECO-19-006934	13MAY2019	AP WS

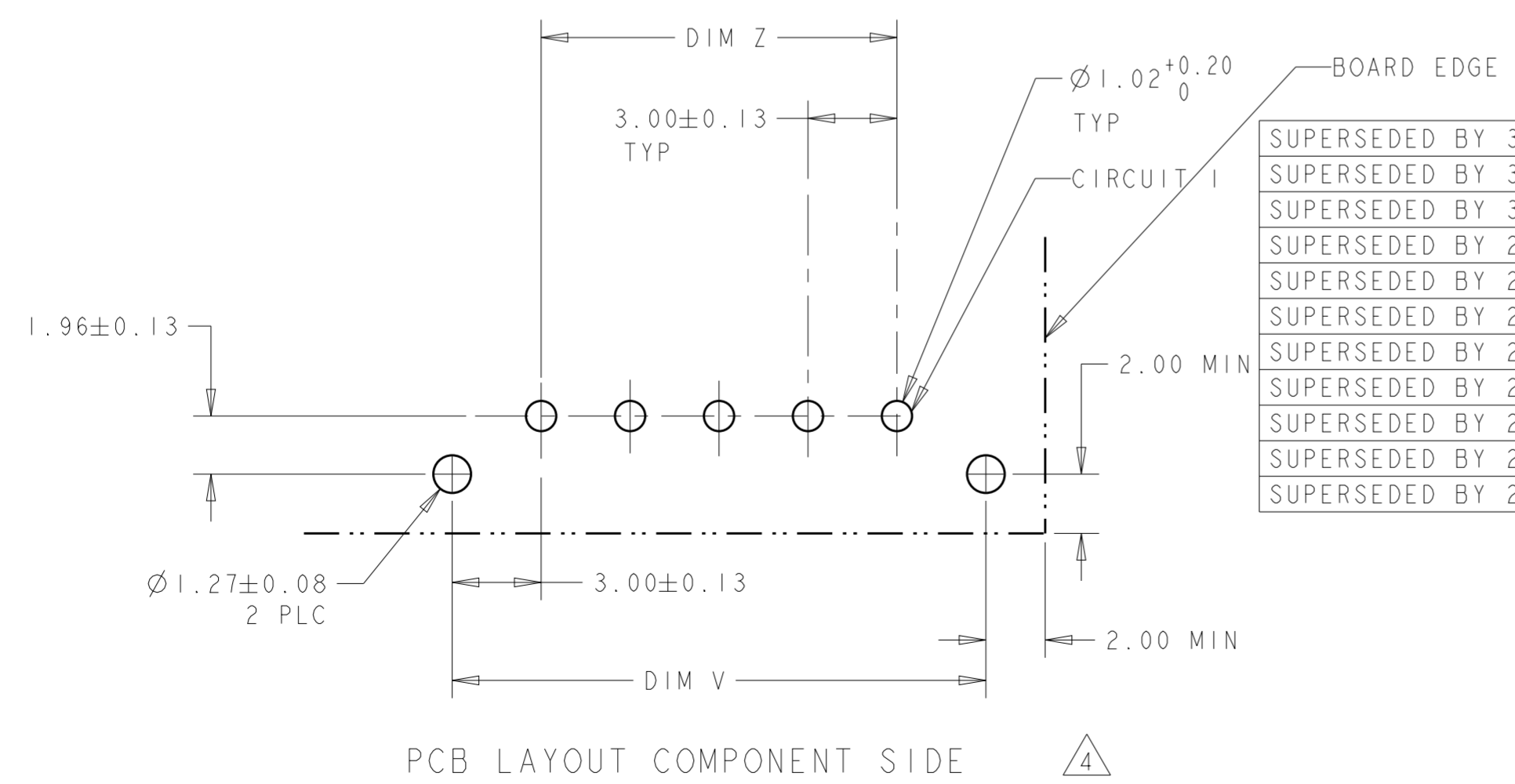


- 1 MATERIAL: CONTACTS - BRASS
HOUSING - UL 94V-0 RATED HIGH TEMP NYLON, COLOR BLACK.
- 2 PLATING: CONTACTS - 2.54µm MINIMUM TIN-LEAD OVER 1.27µm MINIMUM NICKEL.
- 4 RECOMMENDED PC BOARD THICKNESS OF 1.57.
- 5 RETENTION BUMP FEATURES FACE EACH OTHER, TYPICAL ALL CONFIGURATIONS.
- 6 PLATING: CONTACTS - 2.54µm MINIMUM MATTE TIN OVER 1.27µm MINIMUM NICKEL.
- 7 SELECTIVE LOADED CONFIGURATION.



7	
1, 4, 7, 10	4-1445050-0
PIN INSERTED	PART NUMBER

7	6	FINISH	CON POS W/RET BUMP 5	DIM Z	DIM V	DIM L	NO. OF POSN	PART NUMBER
6	1, 4, 7, 10			27.00	33.14	31.00	10	4-1445050-0
6	1, 2, 11, 12			33.00	39.14	37.00	12	3-1445050-2
6	1, 2, 9, 10			30.00	36.14	34.00	11	3-1445050-1
6	1, 2, 9, 10			27.00	33.14	31.00	10	3-1445050-0
6	1, 2, 7, 8			24.00	30.14	28.00	9	2-1445050-9
6	1, 2, 7, 8			21.00	27.14	25.00	8	2-1445050-8
6	1, 2, 5, 6			18.00	24.14	22.00	7	2-1445050-7
6	1, 2, 5, 6			15.00	21.14	19.00	6	2-1445050-6
6	1, 2, 3, 4			12.00	18.14	16.00	5	2-1445050-5
6	1, 2, 3, 4			9.00	15.14	13.00	4	2-1445050-4
6	1, 2			6.00	12.14	10.00	3	2-1445050-3
6	1, 2			3.00	9.14	7.00	2	2-1445050-2
2	1, 2, 11, 12			33.00	39.14	37.00	12	+1445050-2
2	1, 2, 9, 10			30.00	36.14	34.00	11	+1445050-1
2	1, 2, 9, 10			27.00	33.14	31.00	10	+1445050-0
2	1, 2, 7, 8			24.00	30.14	28.00	9	+445050-9
2	1, 2, 7, 8			21.00	27.14	25.00	8	+445050-8
2	1, 2, 5, 6			18.00	24.14	22.00	7	+445050-7
2	1, 2, 5, 6			15.00	21.14	19.00	6	+445050-6
2	1, 2, 3, 4			12.00	18.14	16.00	5	+445050-5
2	1, 2, 3, 4			9.00	15.14	13.00	4	+445050-4
2	1, 2			6.00	12.14	10.00	3	+445050-3
2	1, 2			3.00	9.14	7.00	2	+445050-2



SUPERSEDED BY 3-1445050-2
SUPERSEDED BY 3-1445050-1
SUPERSEDED BY 3-1445050-0
SUPERSEDED BY 2-1445050-9
SUPERSEDED BY 2-1445050-8
SUPERSEDED BY 2-1445050-7
SUPERSEDED BY 2-1445050-6
SUPERSEDED BY 2-1445050-5
SUPERSEDED BY 2-1445050-4
SUPERSEDED BY 2-1445050-3
SUPERSEDED BY 2-1445050-2

THIS DRAWING IS A CONTROLLED DOCUMENT.

DWN J. ROOT 08OCT2000
 CHK K. WHITAKER 19OCT2000
 APVD K. WHITAKER 12-MAR-2001

TE Connectivity

NAME: VERTICAL THRU HOLE HEADER ASSY, TIN CONTACTS W/PCB POLARIZATION FEATURE, SINGLE ROW, MICRO MATE-N-LOK™

SIZE: A2 CAGE CODE: 00779 DRAWING NO: 1445050

SCALE: 5:1 SHEET: 1 OF 1 REV: B6

X-ON Electronics

Largest Supplier of Electrical and Electronic Components

Click to view similar products for [Pin & Socket Connectors](#) category:

Click to view products by [TE Connectivity](#) manufacturer:

Other Similar products are found below :

[6450822-1](#) [770392-1](#) [794042-1](#) [796885-1](#) [8-794535-1](#) [PLR3455ACS-222](#) [R929991004](#) [R929993003](#) [1403611-1](#) [1-480349-5](#) [152302-5](#)
[153211-2](#) [1586092-1](#) [1586129-1](#) [1586681-4](#) [1586700-1](#) [1586368-1](#) [1586380-1](#) [1586616-1](#) [1586680-5](#) [16-06-0038](#) [164164-5](#) [1-6609930-1](#)
[172296-1](#) [19-09-2035](#) [200503-1](#) [200788-2](#) [2029090-4](#) [2029095-4](#) [925061-7](#) [293734-4](#) [293737-2](#) [1-765362-4](#) [1871534-1](#) [200833-4](#)
[2008625-2](#) [2029027-2](#) [2029096-4](#) [R929991000](#) [R929991002](#) [R929993000](#) [319-10-101-00-005000](#) [319-10-102-00-001000](#) [319-10-104-00-001000](#) [319-10-105-00-001000](#) [319-10-108-00-001000](#) [319-10-112-00-006000](#) [39-01-8019](#) [319-10-101-00-001000](#) [319-10-102-00-005000](#)