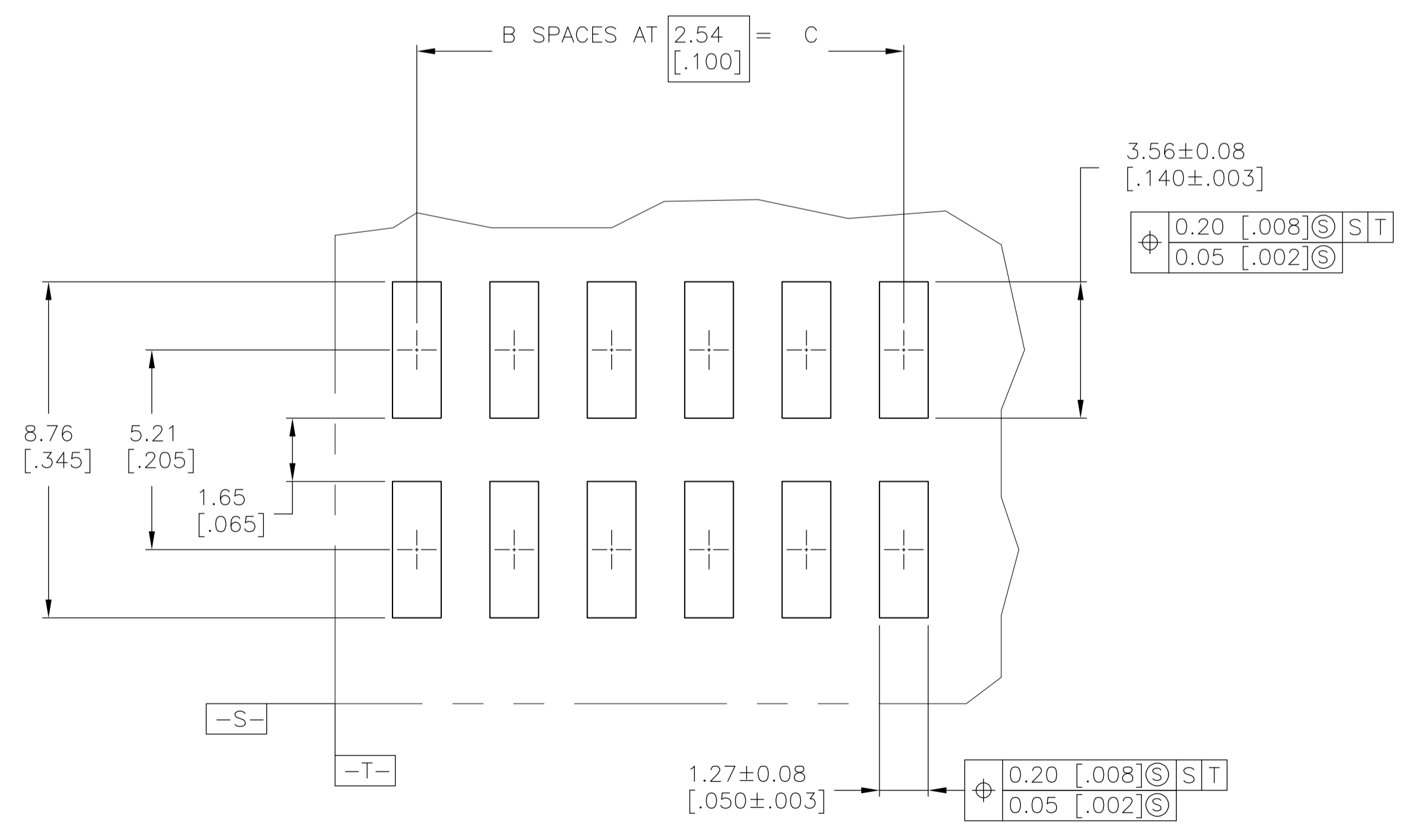
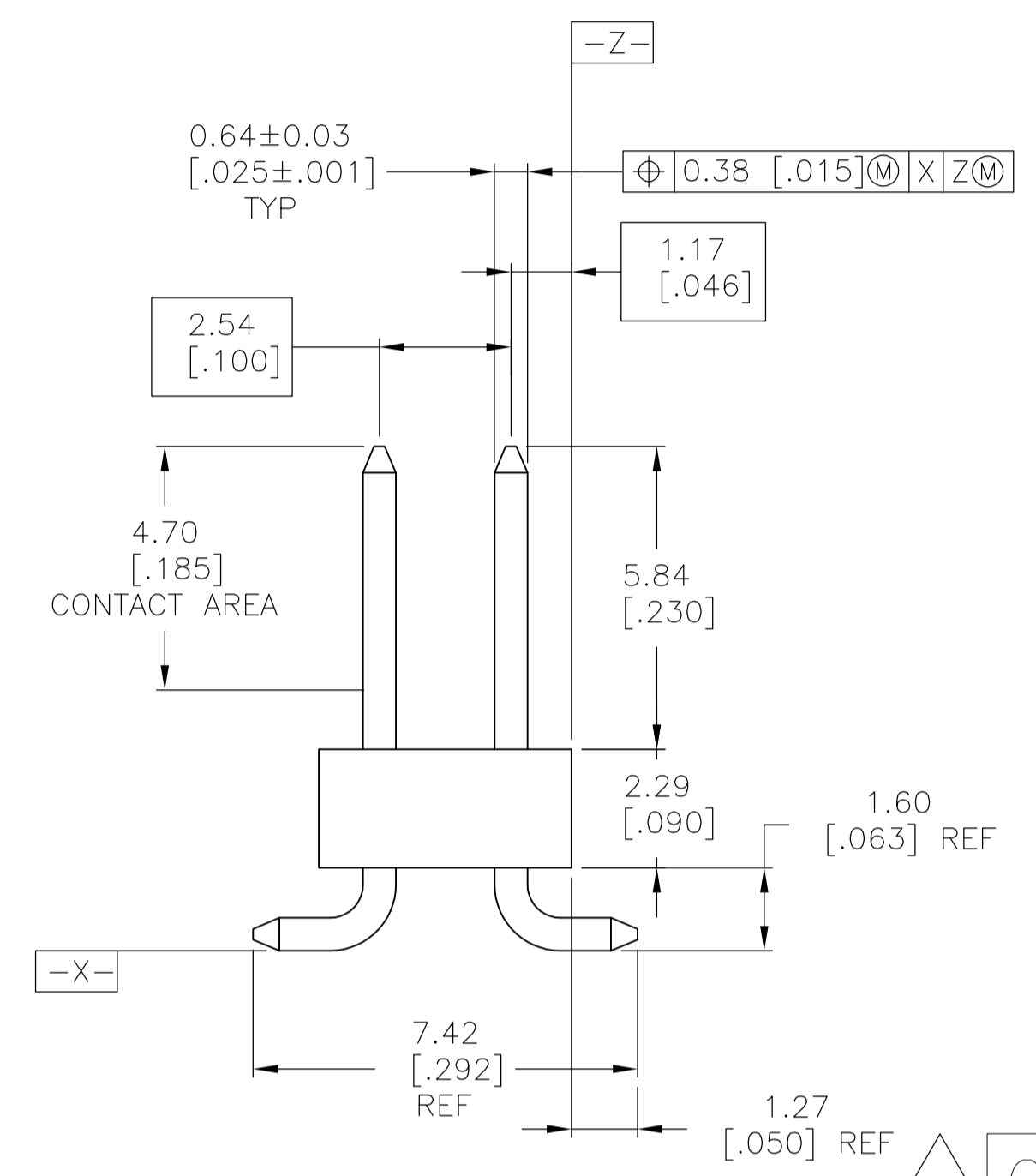
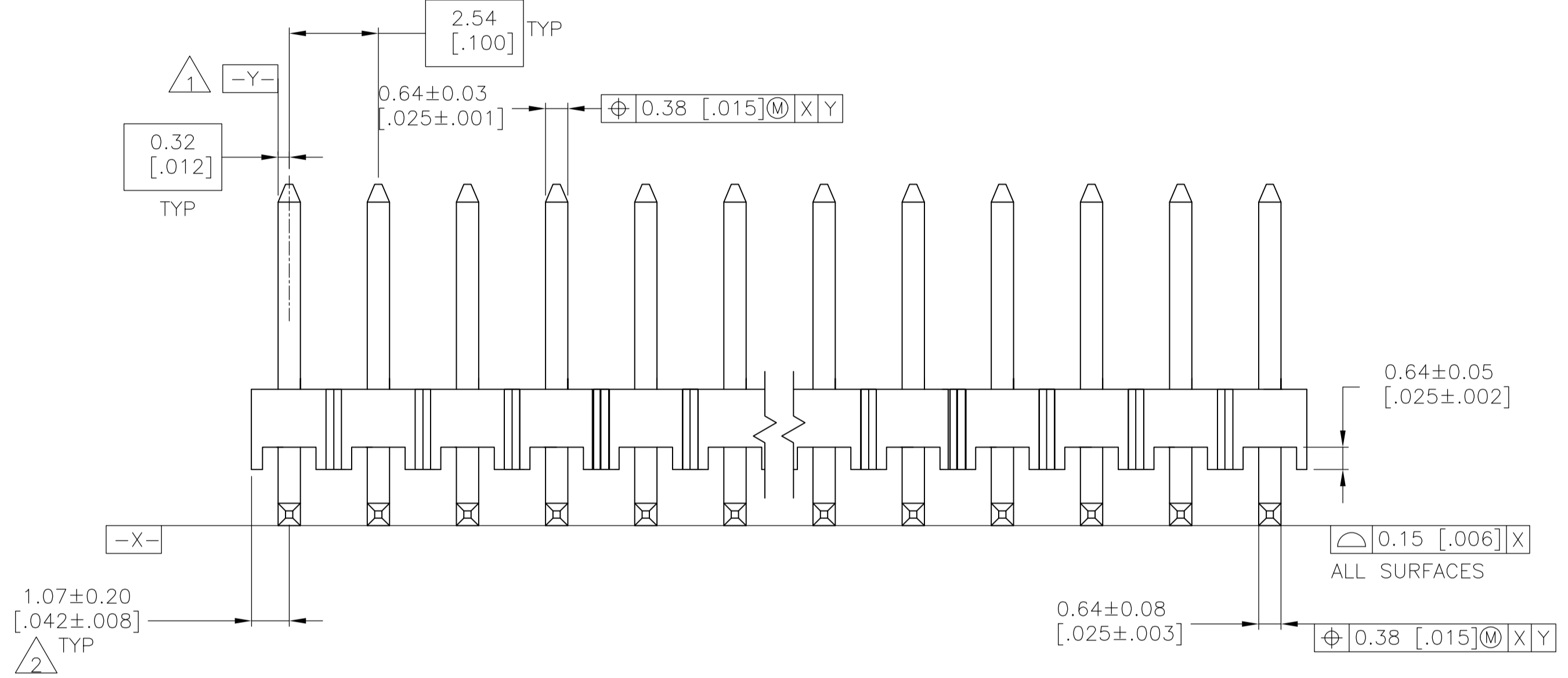
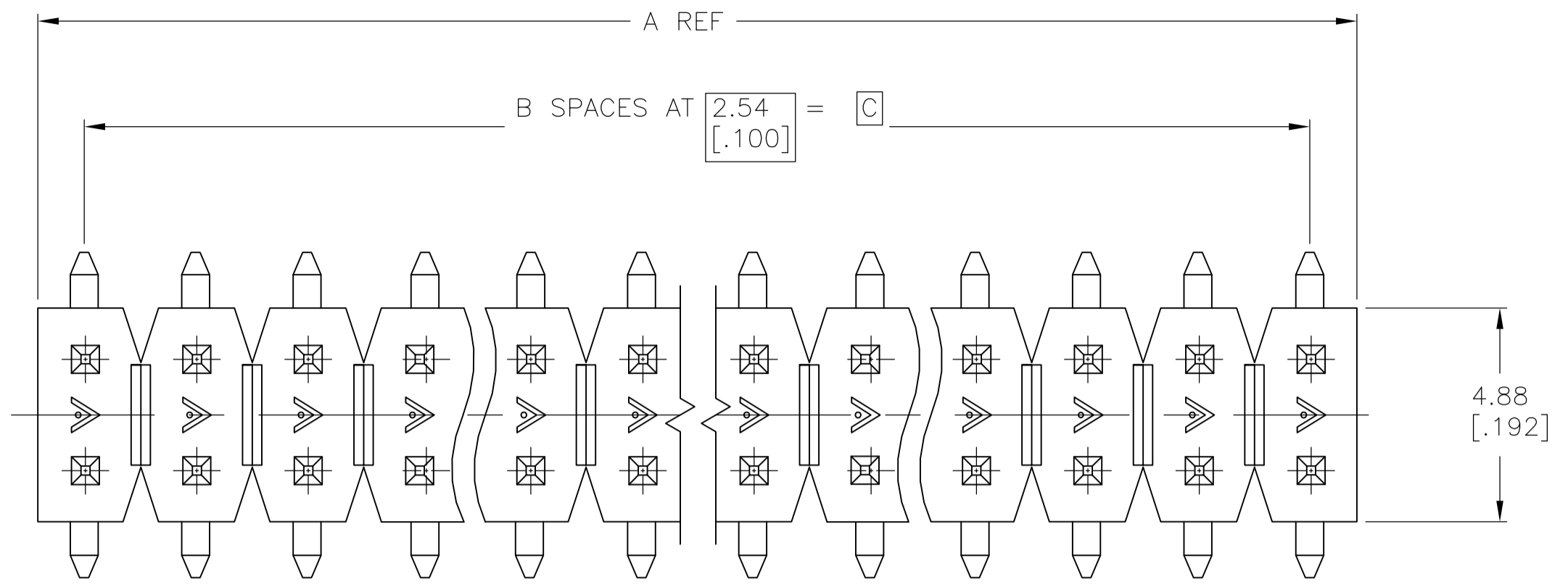


- 1 THE NOTED DIMENSIONS APPLY AT THE INTERSECTION OF THE POST AND THE HOUSING.
- 2 THE NOTED DIMENSION APPLIES FROM THE BASIC DIMENSION (NOT THE POST CENTERLINE) TO THE SURFACE INDICATED.
- 3 0.000762[.000030] GOLD ON CONTACT AREA, 0.00254-0.00508[.000100-.000200] MATTE TIN-LEAD ON SOLDER TAIL, ALL OVER 0.00127[.000050] NICKEL.
- 4 HOUSING: LCP, COLOR-BLACK. POSTS: COPPER ALLOY.
- 5 0.000762[.000030] GOLD ON CONTACT AREA, 0.00254-0.00508[.000100-.000200] MATTE TIN ON SOLDER TAIL, ALL OVER 0.00127[.000050] NICKEL.
- 6 PRELIMINARY PART - NOT RELEASED FOR PRODUCTION.
- 7 OBSOLETE PARTS: OBSOLETE CIS STREAMLINING PER D.RENAUD/D.SINISI



PLATING	C	B	A	NO OF POSN	PART NUMBER
5	35.56 [1.400]	14	37.69 [1.484]	30	6-146130-4
5	33.02 [1.300]	13	35.15 [1.384]	28	6-146130-3
5	30.48 [1.200]	12	32.61 [1.284]	26	6-146130-2
5	27.94 [1.100]	11	30.07 [1.184]	24	6-146130-1
5	25.40 [1.000]	10	27.53 [1.084]	22	6-146130-0
5	22.86 [0.900]	9	24.99 [0.984]	20	5-146130-9
5	20.32 [0.800]	8	22.45 [0.884]	18	5-146130-8
5	17.78 [0.700]	7	19.91 [0.784]	16	5-146130-7
5	15.24 [0.600]	6	17.37 [0.684]	14	5-146130-6
5	12.70 [0.500]	5	14.83 [0.584]	12	5-146130-5
5	10.16 [0.400]	4	12.29 [0.484]	10	5-146130-4
5	7.62 [0.300]	3	9.75 [0.384]	8	5-146130-3
5	5.08 [0.200]	2	7.21 [0.284]	6	5-146130-2
5	2.54 [0.100]	1	4.67 [0.184]	4	5-146130-1
6	17.78 [0.700]	7	19.91 [0.784]	16	1-146130-8
6	5.08 [0.200]	2	7.21 [0.284]	6	1-146130-7
3	35.56 [1.400]	14	37.69 [1.484]	30	1-146130-4
3	33.02 [1.300]	13	35.15 [1.384]	28	1-146130-3
3	30.48 [1.200]	12	32.61 [1.284]	26	1-146130-2
3	27.94 [1.100]	11	30.07 [1.184]	24	1-146130-1
3	25.40 [1.000]	10	27.53 [1.084]	22	1-146130-0
3	22.86 [0.900]	9	24.99 [0.984]	20	146130-9
3	20.32 [0.800]	8	22.45 [0.884]	18	146130-8
3	17.78 [0.700]	7	19.91 [0.784]	16	146130-7
3	15.24 [0.600]	6	17.37 [0.684]	14	146130-6
3	12.70 [0.500]	5	14.83 [0.584]	12	146130-5
3	10.16 [0.400]	4	12.29 [0.484]	10	146130-4
3	7.62 [0.300]	3	9.75 [0.384]	8	146130-3
3	5.08 [0.200]	2	7.21 [0.284]	6	146130-2
3	2.54 [0.100]	1	4.67 [0.184]	4	146130-1

6 OBSOLETE  
 6 OBSOLETE  
 7 OBSOLETE  
 7 SUPERSEDED BY 6-146130-0

RECOMMENDED PCB LAYOUT FOR USE WITH .008 THICK STENCIL

THIS DRAWING IS A CONTROLLED DOCUMENT.

DIMENSIONS: mm [INCHES]	TOLERANCES UNLESS OTHERWISE SPECIFIED:	DIN J.KNAUB 30-09-94	STE TE Connectivity
0 PLC ± -	1 PLC ± -	30-09-94	NAME SURFACE MOUNT HEADER ASSEMBLY, MOD II, BREAKAWAY, VERTICAL, DOUBLE ROW, .100 X.100 CL, .025 SQ.POST
2 PLC ± -	3 PLC ± 0.13[.005]	30-09-94	APPLICATION SPEC
4 PLC ± -	ANGLES ± -	30-09-94	SIZE A1 00779 C=146130
MATERIAL 4	FINISH SEE TABLE	WEIGHT -	RESTRICTED TO
CUSTOMER DRAWING		SCALE 8:1	SHEET 1 OF 1 REV M

## X-ON Electronics

Largest Supplier of Electrical and Electronic Components

*Click to view similar products for [Headers & Wire Housings](#) category:*

*Click to view products by [TE Connectivity](#) manufacturer:*

Other Similar products are found below :

[892-18-020-10-001101](#) [58102-G61-06LF](#) [582553-1](#) [0009485154](#) [009176003701906](#) [0050291907](#) [LY20-4P-DT1-P1E-BR](#) [02.125.8002.8](#)  
[609-3404](#) [61062-3](#) [61082-181009](#) [622-3653LF](#) [63453-116](#) [636-1030](#) [636-1427](#) [636-3427](#) [636-4007](#) [641938-9](#) [641991-4](#) [644827-2](#) [65817-](#)  
[010LF](#) [65817-015LF](#) [65863-015LF](#) [66207-023LF](#) [67095-007LF](#) [67601157](#) [68645-018](#) [68648-049](#) [70.362.1628.0](#) [70-4210](#) [70-4226B](#) [70-](#)  
[4853B](#) [707-5020](#) [707-5028](#) [71.350.2428.0](#) [71918-208LF](#) [71961-016LF](#) [733-134](#) [733-162](#) [754199-000](#) [760-3052](#) [787-8014-00](#) [79531-3000](#)  
[FCN-360C032-B](#) [FCN-367T-T012/H](#) [FCN-723D010/2](#) [80.063.4001.1](#) [800-90-001-10-001000](#) [800-90-010-10-002000](#) [801-43-002-10-013000](#)