THIS DRAWING IS UNPUBLISHED. RELEASED FOR PUBLICATION -,- .
© COPYRIGHT - By - ALL RIGHTS RESERVED.

LOC	DIST
AD	00

REVISIONS

P	LTR	DESCRIPTION	DATE	DWN	APVD
	P	REVISED PER ECO-15-014472	09OCT2015	NK	MM

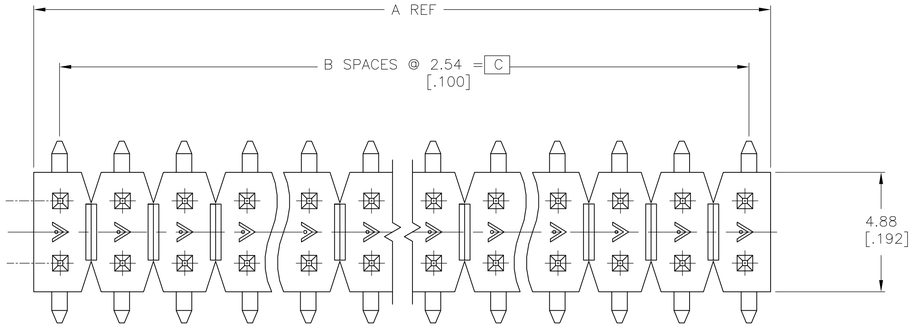

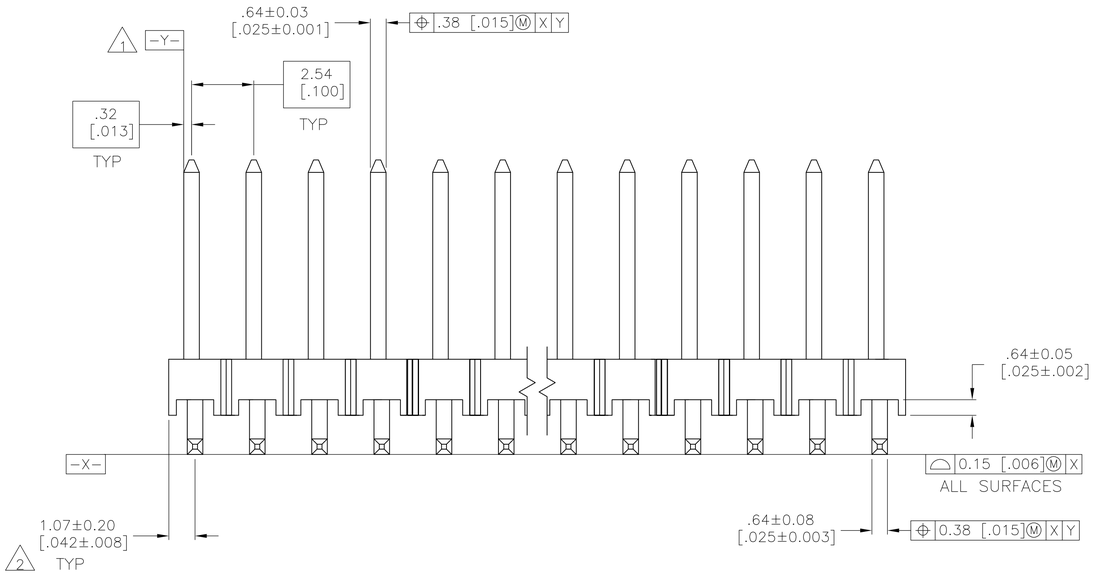

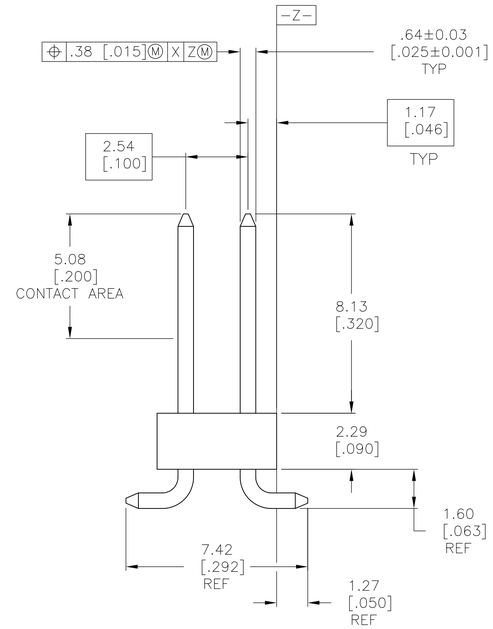

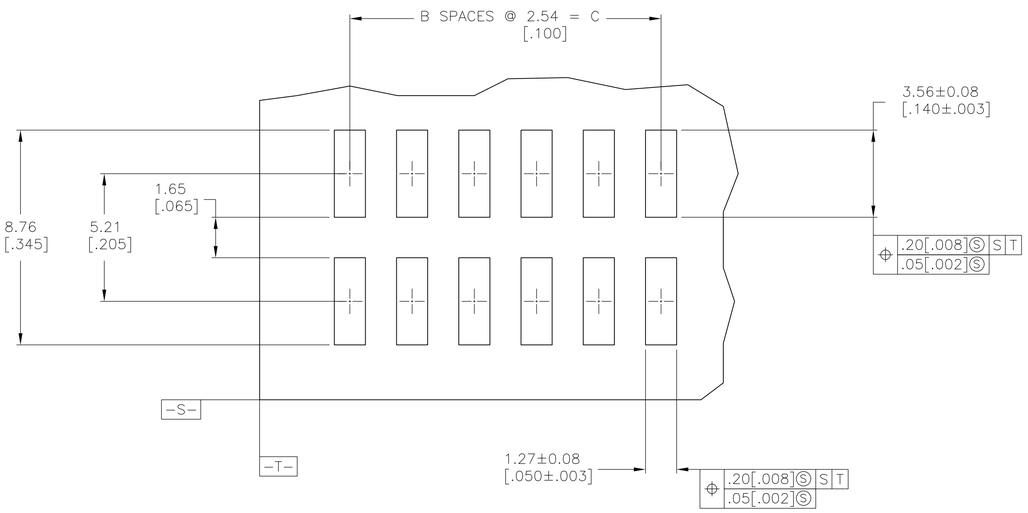

RECOMMENDED PCB LAYOUT
FOR USE WITH .008 THICK STENCIL

1. THE NOTED DIMENSIONS APPLY AT THE INTERSECTION OF THE POST AND THE HOUSING.
2. THE NOTED DIMENSION APPLIES FROM THE BASIC DIMENSION (NOT THE POST CENTERLINE) TO THE SURFACE INDICATED.
3. 0.00254–0.00508[.000100–.000200] MATTE TIN–LEAD OVER 0.00127[.000050] NICKEL ENTIRE POST.
4. HOUSING: LCP, COLOR–BLACK. POSTS: COPPER ALLOY.
5. 0.00254–0.00508[.000100–.000200] MATTE TIN OVER 0.00127[.000050] NICKEL ENTIRE POST.
6. PRELIMINARY PART – NOT RELEASED FOR PRODUCTION.
7. OBSOLETE PARTS: OBSOLETE CIS STREAMLINING PER D.RENAUD/D.SINISI

	5	35.56 [1.400]	14	37.69 [1.484]	30	6–146135–4
	5	33.02 [1.300]	13	35.15 [1.384]	28	6–146135–3
	5	30.48 [1.200]	12	32.61 [1.284]	26	6–146135–2
	5	27.94 [1.100]	11	30.07 [1.184]	24	6–146135–1
	5	25.40 [1.000]	10	27.53 [1.084]	22	6–146135–0
	5	22.86 [.900]	9	24.99 [.984]	20	5–146135–9
	5	20.32 [.800]	8	22.45 [.884]	18	5–146135–8
	5	17.78 [.700]	7	19.91 [.784]	16	5–146135–7
	5	15.24 [.600]	6	17.37 [.684]	14	5–146135–6
	5	12.70 [.500]	5	14.83 [.584]	12	5–146135–5
	5	10.16 [.400]	4	12.29 [.484]	10	5–146135–4
	5	7.62 [.300]	3	9.75 [.384]	8	5–146135–3
	5	2.54 [.100]	1	4.67 [.184]	4	5–146135–1
6	5	15.24 [.600]	6	17.37 [.684]	14	1–146135–7
	5	5.08 [.200]	2	7.21 [.284]	6	1–146135–6
	3	35.56 [1.400]	14	37.69 [1.484]	30	1–146135–4
7 OBSOLETE	3	33.02 [1.300]	~~13~~	35.15 [1.384]	~~28~~	~~1–146135–3~~
	3	30.48 [1.200]	~~12~~	32.61 [1.284]	~~26~~	~~1–146135–2~~
	3	27.94 [1.100]	~~11~~	30.07 [1.184]	~~24~~	~~1–146135–1~~
	3	25.40 [1.000]	~~10~~	27.53 [1.084]	~~22~~	~~1–146135–0~~
	3	22.86 [.900]	9	24.99 [.984]	20	146135–9
7 OBSOLETE	3	20.32 [.800]	~~8~~	22.45 [.884]	~~18~~	~~146135–8~~
	3	17.78 [.700]	7	19.91 [.784]	16	146135–7
	3	15.24 [.600]	6	17.37 [.684]	14	146135–6
	3	12.70 [.500]	5	14.83 [.584]	12	146135–5
	3	10.16 [.400]	4	12.29 [.484]	10	146135–4
	3	7.62 [.300]	3	9.75 [.384]	8	146135–3
	3	5.08 [.200]	2	7.21 [.284]	6	146135–2
7 OBSOLETE	3	2.54 [.100]	~~1~~	4.67 [.184]	~~4~~	~~146135–1~~
	PLATING	C	B	A	NO OF POSN	PART NUMBER

THIS DRAWING IS A CONTROLLED DOCUMENT.

DIMENSIONS: mm [INCHES]

TOLERANCES UNLESS OTHERWISE SPECIFIED:
0 PLC ± –
1 PLC ± –
2 PLC ± 0.13[.005]
3 PLC ± –
4 PLC ± –
ANGLES ± –

MATERIAL 4

FINISH SEE TABLE

DWN J KNAUB 30SEP94
CHK G DUBNICZKI 30SEP94
APVD G DURNICZKI 30SEP94

PRODUCT SPEC –
APPLICATION SPEC –
WEIGHT –

TE Connectivity

NAME SURFACE MOUNT HEADER ASSEMBLY, MOD II, BREAKAWAY, VERTICAL, DOUBLE ROW, .100 X.100 CL, .025 SQ. POST

SIZE	CAGE CODE	DRAWING NO	RESTRICTED TO
A1	00779	C-146135	–

CUSTOMER DRAWING SCALE 8:1 SHEET 1 OF 1 REV P

4805 (3/11)

X-ON Electronics

Largest Supplier of Electrical and Electronic Components

Click to view similar products for Headers & Wire Housings ***category:***

Click to view products by TE Connectivity ***manufacturer:***

Other Similar products are found below :

892-18-020-10-001101 58102-G61-06LF 582553-1 0009485154 009176003701906 0050291907 LY20-4P-DT1-P1E-BR 02.125.8002.8 609-3404 61062-3 61082-181009 622-3653LF 63453-116 636-1030 636-1427 636-3427 636-4007 641938-9 641991-4 644827-2 65817-010LF 65817-015LF 65863-015LF 66207-023LF 67095-007LF 67601157 68645-018 68648-049 70.362.1628.0 70-4210 70-4226B 70-4853B 707-5020 707-5028 71.350.2428.0 71918-208LF 71961-016LF 733-134 733-162 754199-000 760-3052 787-8014-00 79531-3000 FCN-360C032-B FCN-367T-T012/H FCN-723D010/2 80.063.4001.1 800-90-001-10-001000 800-90-010-10-002000 801-43-002-10-013000