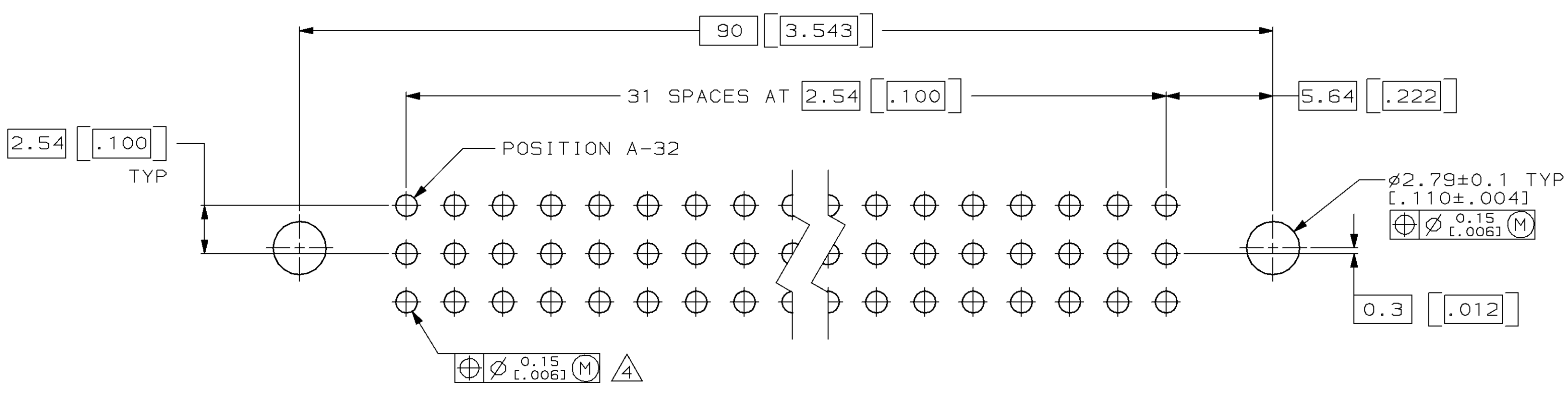
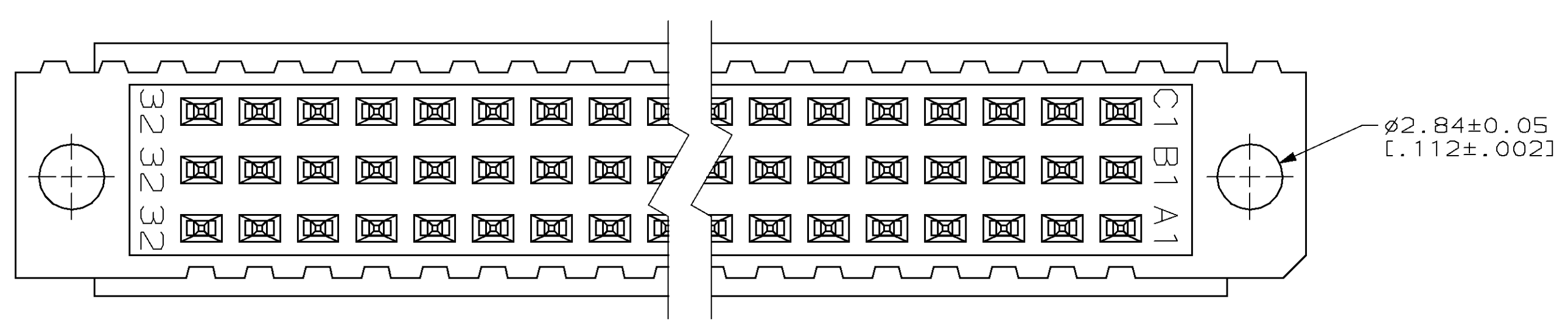
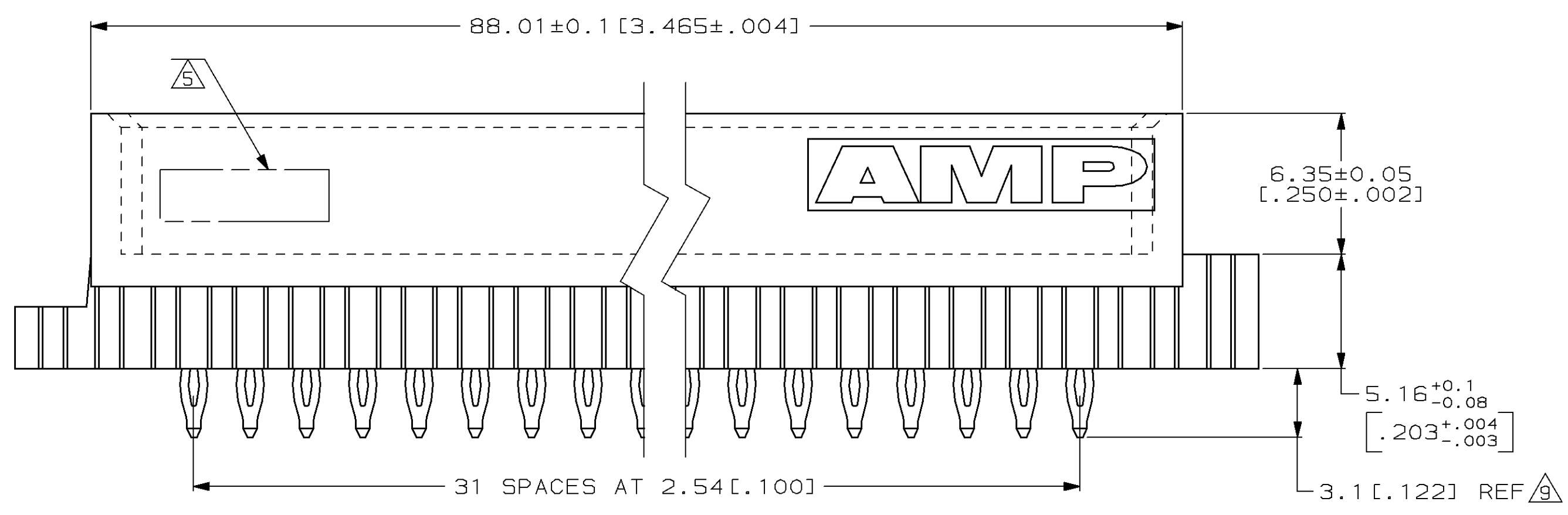
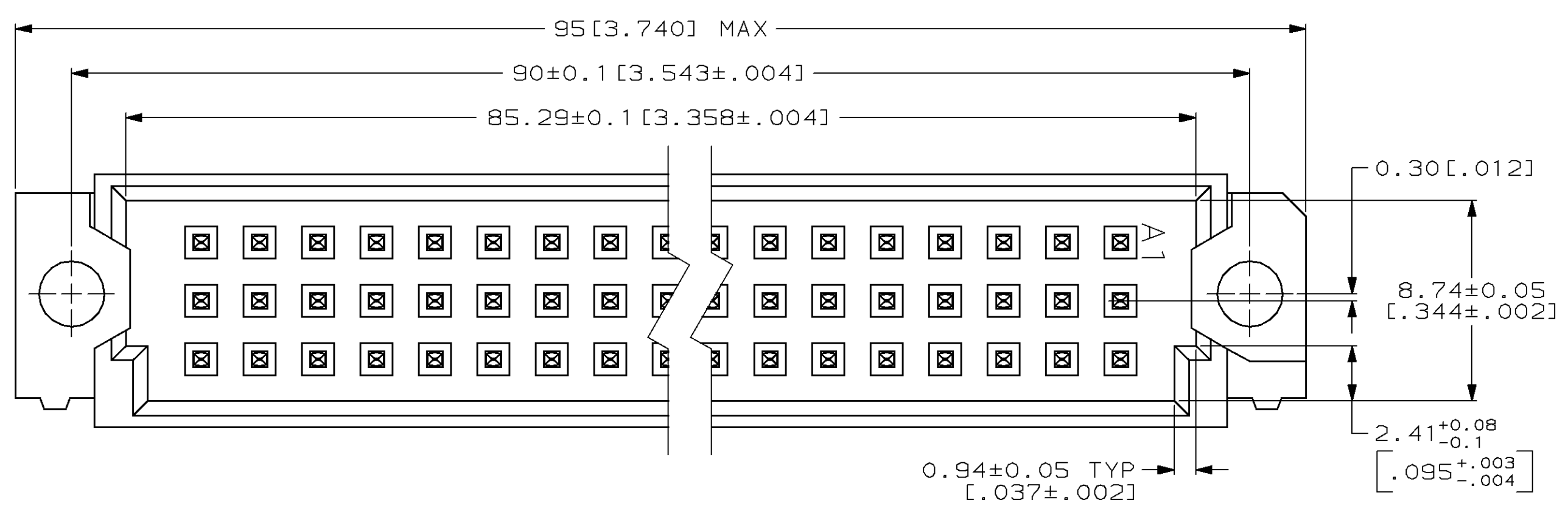
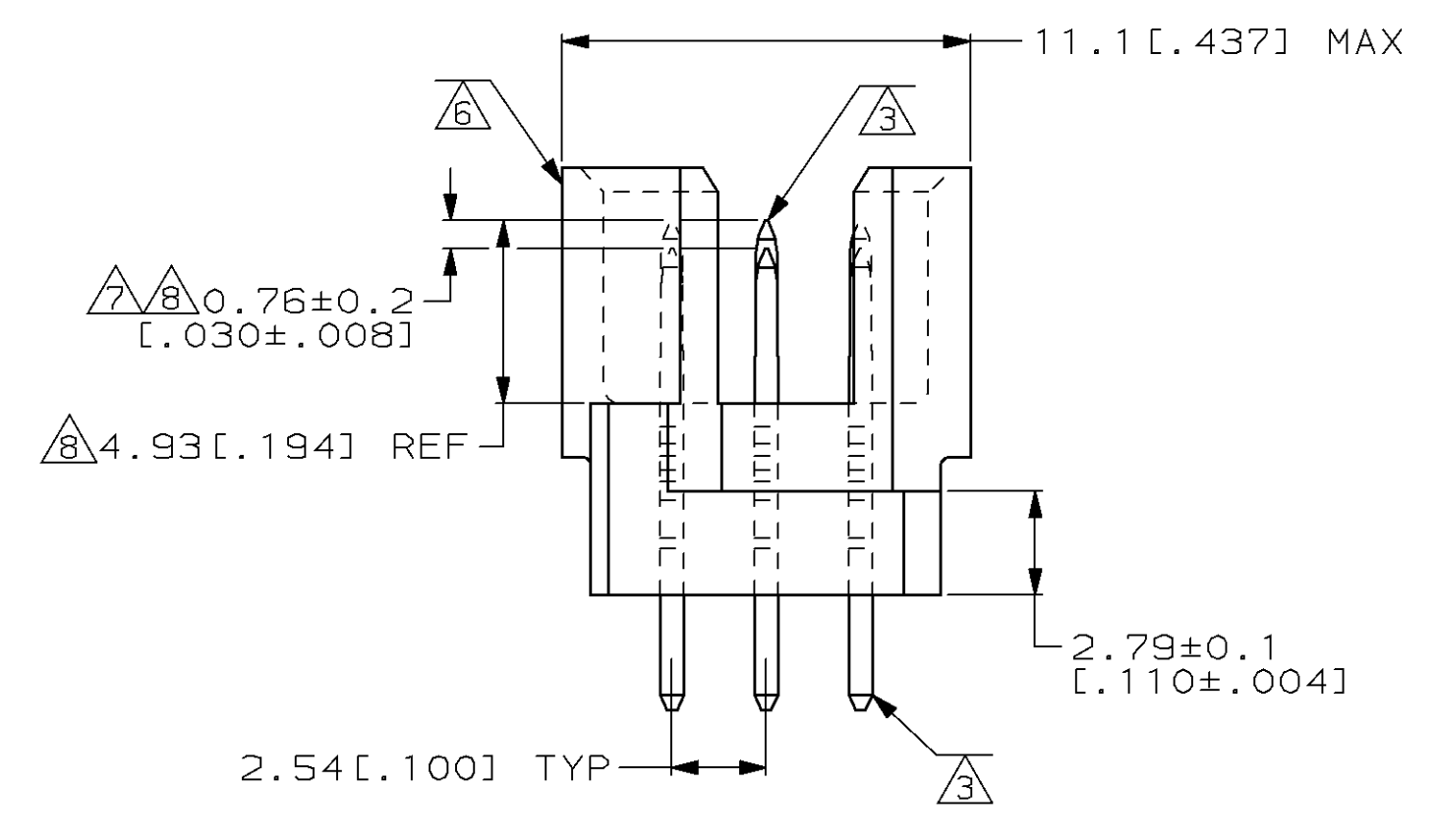


LOC		DIST		REVISIONS			
AD	25	P	LTR	DESCRIPTION	DATE	OWN	APVD
		0		DRAWN	-	-	-



- 1. HOUSING MATERIAL: GLASS-FILLED POLYESTER. COLOR: GRAY.
- 2. POST MATERIAL: PHOSPHOR BRONZE.
- 3. POST FINISH: 0.0076[.000030] GOLD IN CONTACT AREA. 0.00127[.000050] NICKEL UNDERPLATE ALL OVER. TIN-LEAD PLATE ON POSTS.
- 4. PC BOARD HOLES REQUIRED FOR ACTION PIN CONTACTS ARE Ø1.15[.0453] DRILL PLATED THROUGH WITH 0.02-0.08[.001-.003] COPPER AND 0.008[.0003] MINIMUM TIN-LEAD PLATING. FINISHED HOLE AFTER PLATING, Ø0.94-1.09[.037-.043].
- 5. [PART NUMBER, DATE CODE] MARKED THIS APPROXIMATE AREA.
- 6. MARKINGS ON THIS SIDE.
- 7. FOR MFBL APPLICATIONS, A 2.36[.093] MINIMUM THICK PC BOARD IS REQUIRED. PROGRAMMABLE SEATING TOOL 768216-2 MUST BE USED.
- 8. TO BE 4.16[.164] REF FOR LAST MAKE PINS AFTER SEATING. POST LENGTH DIFFERENCE BETWEEN SHORT AND LONG PINS TO BE 0.76±0.2[.030±.008] AFTER SEATING.
- 9. THIS DIMENSION WILL BE 4.06[.160] MAX AFTER SEATING FOR PINS WITH 4.17[.164] REF MATING POST.
- 10. FOR 1.57[.062] THICK PC BOARD APPLICATIONS, USE SEATING TOOL 768211-2. PROGRAMMABLE SEATING TOOL 768216-2 WITH PUSH PINS FOR MAKE FIRST CONTACTS ONLY, CAN ALSO BE USED.



148304-4  
PART NUMBER

THIS DRAWING IS A CONTROLLED DOCUMENT.		OWN L. BRINER 10/17/96	AMP Incorporated Harrisburg, PA 17105-3508	
DIMENSIONS: mm		CHK C. RICHARD 10/17/96	NAME C. RICHARD 10/17/96	
TOLERANCES UNLESS OTHERWISE SPECIFIED:		APPLD C. RICHARD 10/17/96	PRODUCT SPEC	
0 PLG ±		APPLICATION SPEC		
1 PLG ±		WEIGHT		
2 PLG ±0.13(.005)		SCALE 5:1		
3 PLG ±		SHEET 1 OF 1		
4 PLG ±		REV 0		
ANGLES ±		CUSTOMER DRAWING		
FINISH -		SIZE A1		
MATERIAL HOUSING: 1		CAGE CODE 00779		
POST: 2		DRAWING NO C-148304		

## X-ON Electronics

Largest Supplier of Electrical and Electronic Components

*Click to view similar products for [DIN 41612 Connectors](#) category:*

*Click to view products by [TE Connectivity](#) manufacturer:*

Other Similar products are found below :

[004.767](#) [608489050008049](#) [691327-1](#) [74670-0732](#) [74680-0340](#) [75880-0015](#) [76453-0014](#) [86093159ALF](#) [9732967801](#) [QLC260R](#)  
[120X10019X](#) [120X10089X](#) [122A10249X](#) [122A11089X](#) [122A13089X](#) [122A10089X](#) [122A10129X](#) [122A10349X](#) [122A13359X](#) [1377391-4](#)  
[DIN-048CPC-SR1-MH](#) [1393583-2](#) [1393726-7](#) [140X10129X](#) [143-1913-000](#) [143-1908-000](#) [1484472-1](#) [2110070-1](#) [2110070-2](#) [CBC20T00-](#)  
[008FDS5-0-1-002VR](#) [172699-5036](#) [2-1393557-4](#) [2-1437084-2](#) [394506](#) [419-2080-402](#) [V42254B2202C968](#) [419-2086-201](#) [419-2087-002](#)  
[448657-1](#) [448847-3](#) [5-1393755-9](#) [02990000004](#) [054302](#) [043556](#) [09062483201750](#) [0850033067](#) [09031646555](#) [09061486901840](#)  
[09185107324800](#) [102A10019X](#)