THIS DRAWING IS UNPUBLISHED
VERTRAULICH - UNVEROEFFENTLICHTE ZEICHNUNG
© COPYRIGHT 2001 TE Connectivity
RELEASED FOR PUBLICATION -.-.--- 2001
FREI FUER VEROEFFENTLICHUNG
ALL RIGHTS RESERVED.
ALLE RECHTE VORBEHALTEN.

MATED WITH:
PASSEND ZU

LOC	DIST
FM	-
PROJEKT NR.: A99-9552	

REVISIONS
AENDERUNGEN

P	LTR	DESCRIPTION BESCHREIBUNG	DATE	DWN	APVD
	C5	Add new version code B	04AUG2011	GB	SzG
	C6	Change the color of housing code B to white	03JAN2012	GB	SzG
	C7	Correct the packaging information	05FEB2014	GB	SzG
	C8	Correct the contact pos..add TE manuf.loc.mark	16DEC2014	GB	SzG

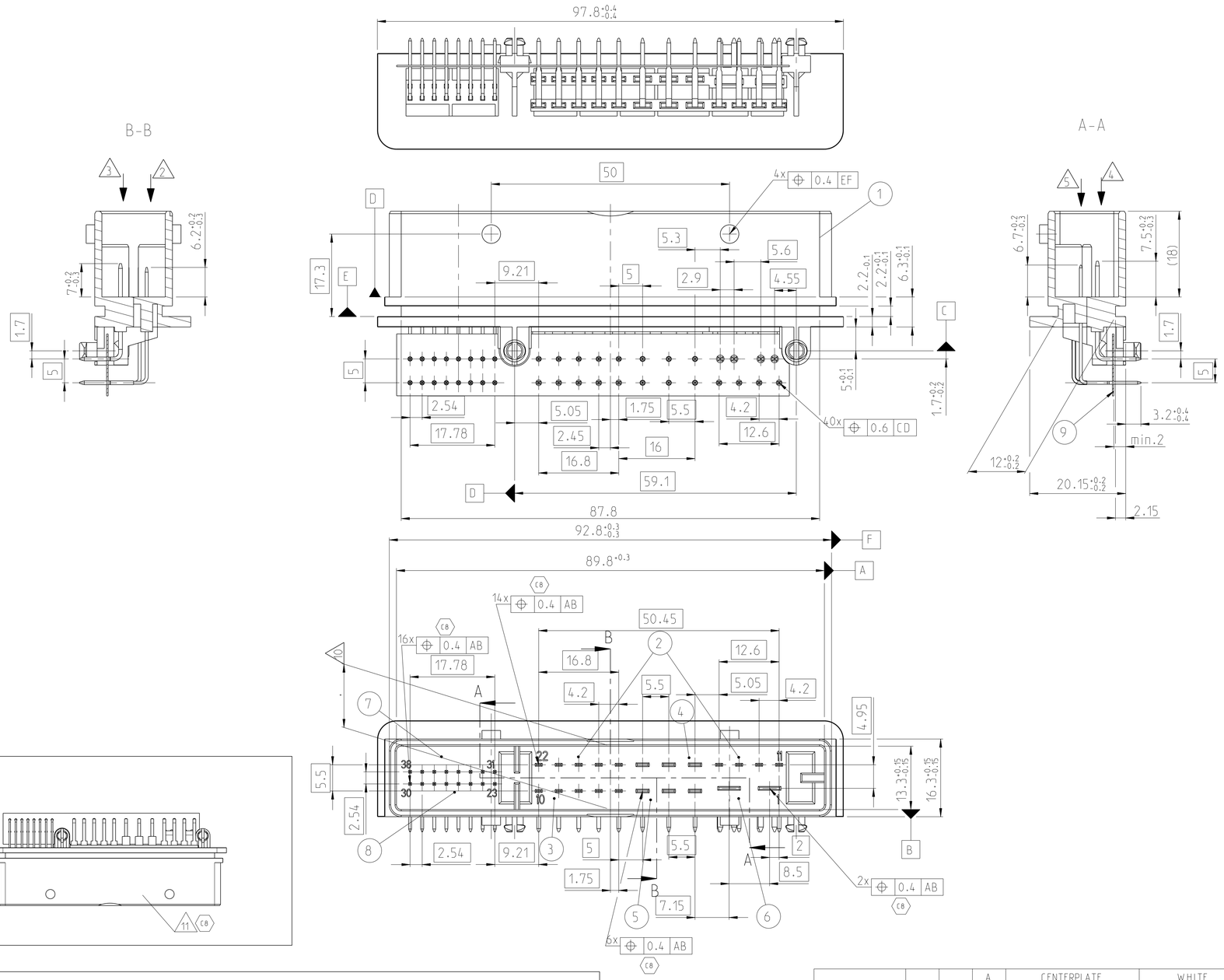

Bemerkungen
NOTES

1 Passender Buchsenstecker: 38pol. DRAWING-NO.: 1534580
SUITABLE RECEPTACLE HOUSING: 38POS.

2 Haltekraft der Flachkontakte 1.5 (Pos. 2,3) bei axialer Beanspruchung — min. 55N
RESISTANT FORCE OF THE TAB 1.5 (POS. 2,3) AGAINST AXIAL CONDITIONNING

3 Haltekraft der Flachkontakte 2.8 (Pos. 4,5) bei axialer Beanspruchung — min. 80N
RESISTANT FORCE OF THE TAB 2.8 (POS. 4,5) AGAINST AXIAL CONDITIONING

4 Haltekraft der Flachkontakte 4.8 (Pos. 6) bei axialer Beanspruchung — min. 120N
RESISTANT FORCE OF THE TAB 4.8 (POS. 6) AGIANST AXIAL CONDITIONING

5 Haltekraft der Stiftkontakte □0.63 (Pos. 7,8) bei axialer Beanspruchung — min. 40N
RESISTANT FORCE OF THE PINS □0.63 (POS. 7,8) AGIANST AXIAL CONDITIONING

C7 6 Verpackung gemäß TE Verpackungsanweisung V1534531
PACKAGING: ACCORDING TO TE PACKAGING INSTRUCTION V1534531

7 Stecklehre fuer Steckseite: Nr.
MATING GAUGE FOR MATING SIDE: NO.

8 Positionstoleranzen gelten fuer die Flachsteckerspitzen
POSITION TOLERANCES APPLY TO THE TAB-POINTS

9 Loetbarkeit nach IEC 68, T2-20
SOLDERABILITY PER IEC 68, T2-20

10 Formbedingter Verzug $^{+0.2}_{-0.6}$ zul.
WAREPAGE $^{+0.2}_{-0.6}$ PERMITTED

C8 11 TE Connectivity Bestell-Nr. und Markierung des Produktionsstandortes
TE Connectivity ORDER-NO. AND MANUFACTURING LOCATION MARK

C5 CODE B
1:1

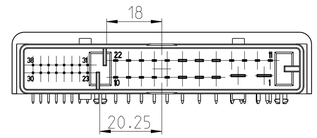

Empfohlenes Leiterplattenbohrbild:
PRINTED PCB LAYOUT:

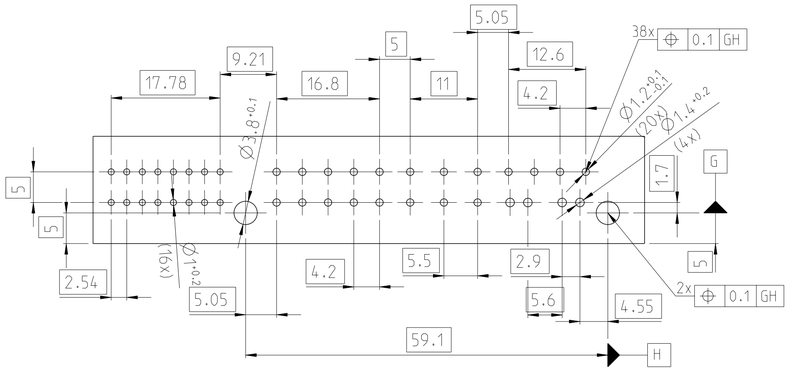

	ASSY NO. Bestell-Nr.	REV.	COD.	REV.	DESCRIPTION Benennung	COLOR SURFACE Farbe Oberflaeche	QTY.	ITEM NO
C5	1534531-2	A	B	A	CENTERPLATE	WHITE	1	9
				A	MODU PIN □0.63	TIN PLATED	8	8
				A	MODU PIN □0.63	TIN PLATED	8	7
				A	TAB 4.8X0.8	TIN PLATED	2	6
				A	TAB 2.8X0.8	TIN PLATED	3	5
				A	TAB 2.8X0.8	TIN PLATED	3	4
				A	TAB 1.5X0.6	TIN PLATED	5	3
				A	TAB 1.5X0.6	TIN PLATED	9	2
				A	PIN HEADER	WHITE	1	1
	1534531-1	C	A	A	CENTERPLATE	WHITE	1	9
				A	MODU PIN □0.63	TIN PLATED	8	8
				A	MODU PIN □0.63	TIN PLATED	8	7
				A	TAB 4.8X0.8	TIN PLATED	2	6
				A	TAB 2.8X0.8	TIN PLATED	3	5
				A	TAB 2.8X0.8	TIN PLATED	3	4
				A	TAB 1.5X0.6	TIN PLATED	5	3
				A	TAB 1.5X0.6	TIN PLATED	9	2
				C	PIN HEADER	BLACK	1	1

C6

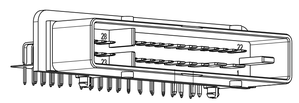

1:1

1534531-1 wie gezeichnet
(code A) AS SHOWN

TOLERANCES UNLESS OTHERWISE SPECIFIED ACC. TO DIN 16901-140 CENTRIC TO NOMINAL DIMENSION, EDITION 1982-11 SHALL APPLY.
Freimasstoleranzen nach DIN 16901-140 CD. Es gilt die Ausgabe 1982-11.

THIS DRAWING IS A CONTROLLED DOCUMENT.
DIESES ZEICHNUNGSDOKUMENT WIRD DURCH AMP INCORPORATED KONTROLLIERT.
KEINE ÄNDERUNGEN DURFEN OHNE VORHERIGE ZUSTIMMUNG VON AMP INCORPORATED ERFOLGEN.
DIE ÄNDERUNG UNTERSTEHEN VERSCHIEDENSTEN ZEITRAHMEN SIE NIE ANFRAGE.

DIMENSIONS: MASSEINHEITEN: mm
TOLERANCES UNLESS OTHERWISE SPECIFIED: ALLGEMEINTOLERANZEN
0 PLC ±
1 PLC ±
2 PLC ±
3 PLC ±
4 PLC ±
ANGLES: WINKEL ±2°
MATERIAL - -
FINISH: OBERFLAECHE/FARBE - -

DWN R. Dierkes 26NOV2007
CHK B. Leonhardt 26NOV2007
APVD -
PRODUCT SPEC PRODUKTSPEZ. -
APPLICATION SPEC VERARBEITUNGSSPEZ. -
WEIGHT GEWICHT -

TE Connectivity

NAME TAB HEADER ,ASSY. 38 POSN.
Flachsteckerleiste, ZSB. 38pol.
-

SIZE A1 | CAGE CODE - | DRAWING NO ZEICHNUNGS-NR. C-1534531 | RESTRICTED TO NUR FUER -

Customer Drawing /KUNDENZEICHNUNG | SCALE MASSSTAB 2:1 | SHEET BLATT 1 OF VON 1 | REV. C8

4805 (3/11)
Pro/ENGINEER DRAWING

X-ON Electronics

Largest Supplier of Electrical and Electronic Components

Click to view similar products for Automotive Connectors ***category:***

Click to view products by TE Connectivity ***manufacturer:***

Other Similar products are found below :

003-018-000 60403001 60993906-B M902-2131 M902-2161 72.330.1035.1 73.353.4028.0 F119300-B F166900 F258300-B F358300-B F407400 F444110 F487000 F509500B-B 827153-1 8N1515-32-24P 9-1326729-8 925474-1 928905-1 964562-4 968782-1 GT17SA-8DS-HU 98891-1012 98947-1016 12004147 12004475-L 12010290 12010309-B 12015454 12020219-B 12020308 12041318-B 12052225-L 12052466 12059125 12064869 12004327-B 12010503-B 12015308 12015384 12015909 1-21030-1 12041254 12041318 12047946-B 12047957 12047957-L 12059473 12066261