

1565371-3 ✓ ACTIVE




TH/.025 Connector System

TE Internal #: 1565371-3

TH/.025 Connector System, Automotive Headers, Wire-to-Board,
26 Position, 4mm / 2.2mm [.087in / .157in] Centerline, Vertical, 2
Row, Natural

[View on TE.com >](#)

Connectors > Automotive Connectors > Automotive Headers > SIGNAL HEADER



Connector System: **Wire-to-Board**

Number of Positions: **26**

Centerline (Pitch): **2.2 mm, 4 mm [.087 in, .157 in]**

Sealable: **No**

PCB Mount Orientation: **Vertical**

[All SIGNAL HEADER \(425\)](#)

Features

Product Type Features

Hybrid Header	Yes
PCB Connector Assembly Type	PCB Mount Header
Header Type	Fully Shrouded
Connector System	Wire-to-Board
Sealable	No
Connector & Contact Terminates To	Printed Circuit Board

Configuration Features

Number of Sections	1
Number of Signal Positions	26
Number of Positions	26
PCB Mount Orientation	Vertical
Number of Rows	2

Electrical Characteristics

Voltage Rating (Max)	12 VDC
Nominal Voltage Architecture	12 V
Operating Voltage	12 VDC

Body Features



Primary Product Color	Natural
-----------------------	---------

Contact Features

Contact Type	Tab
Mating Tab Width	.64 mm, 2.3 mm [.025 in][.091 in]
Mating Tab Thickness	.64 mm [.025 in]
Contact Mating Area Plating Material	Tin (Sn)

Termination Features

Termination Method to Printed Circuit Board	Through Hole - Solder
---	-----------------------

Mechanical Attachment

Locking Interface	With
Mounting Holes	With
PCB Mount Alignment	Without
Panel Mount Feature	Without
PCB Mount Retention	Without

Housing Features

Centerline (Pitch)	2.2 mm, 4 mm [.087 in][.157 in]
--------------------	---------------------------------

Dimensions

PCB Thickness (Recommended)	1.2 – 1.6 mm [.047 – .063 in]
Profile Height from PCB	25.9 mm [1.02 in]
Product Width	15.5 mm [.61 in]
Product Length	42.5 mm [1.673 in]

Usage Conditions

Operating Temperature (Max)	65 °C, 70 °C, 75 °C, 80 °C, 85 °C, 90 °C, 100 °C, 105 °C [149 °F][158 °F][167 °F][176 °F][185 °F][194 °F][212 °F][221 °F]
Operating Temperature Range	-30 – 105 °C [-22 – 221 °F]

Operation/Application

Shielded	No
Circuit Application	Signal

Industry Standards

UL Flammability Rating	UL 94HB
------------------------	---------

Packaging Features

Packaging Type	Tube
----------------	------

Product Compliance

[For compliance documentation, visit the product page on TE.com>](#)

EU RoHS Directive 2011/65/EU	Compliant
EU ELV Directive 2000/53/EC	Compliant
China RoHS 2 Directive MIIT Order No 32, 2016	No Restricted Materials Above Threshold
EU REACH Regulation (EC) No. 1907/2006	Current ECHA Candidate List: JUL 2021 (219) Candidate List Declared Against: JUL 2021 (219) Does not contain REACH SVHC
Halogen Content	Low Halogen - Br, Cl, F, I < 900 ppm per homogenous material. Also BFR/CFR/PVC Free
Solder Process Capability	Wave solder capable to 240°C

Product Compliance Disclaimer

This information is provided based on reasonable inquiry of our suppliers and represents our current actual knowledge based on the information they provided. This information is subject to change. The part numbers that TE has identified as EU RoHS compliant have a maximum concentration of 0.1% by weight in homogenous materials for lead, hexavalent chromium, mercury, PBB, PBDE, DBP, BBP, DEHP, DIBP, and 0.01% for cadmium, or qualify for an exemption to these limits as defined in the Annexes of Directive 2011/65/EU (RoHS2). Finished electrical and electronic equipment products will be CE marked as required by Directive 2011/65/EU. Components may not be CE marked. Additionally, the part numbers that TE has identified as EU ELV compliant have a maximum concentration of 0.1% by weight in homogenous materials for lead, hexavalent chromium, and mercury, and 0.01% for cadmium, or qualify for an exemption to these limits as defined in the Annexes of Directive 2000/53/EC (ELV). Regarding the REACH Regulation, the information TE provides on SVHC in articles for this part number is based on the latest European Chemicals Agency (ECHA) 'Guidance on requirements for substances in articles' posted at this URL: <https://echa.europa.eu/guidance-documents/guidance-on-reach>

Compatible Parts




Also in the Series | [TH/.025 Connector System](#)



Automotive Connector Caps & Covers (6)



Automotive Headers(147)



Automotive Housings(206)



Automotive Seals & Cavity Plugs(2)



Automotive Terminals(31)

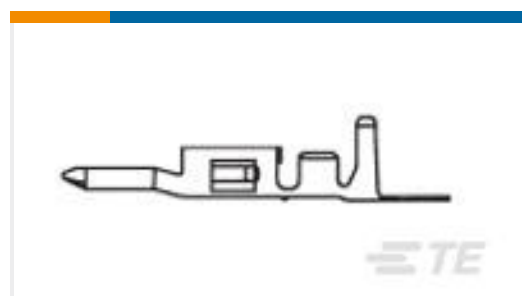
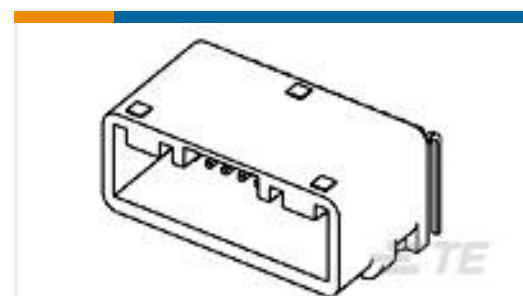
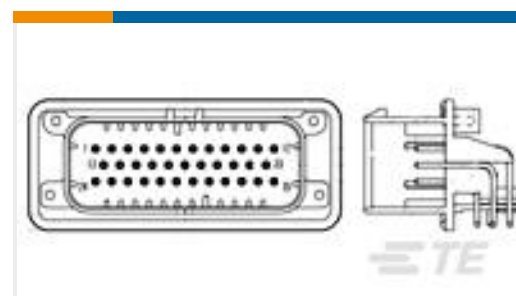
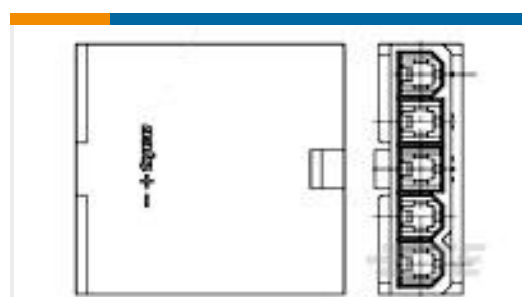


Insertion & Extraction Tools(4)



Other Automotive Connector Accessories(5)

Customers Also Bought

TE Part #1586316-4
VAL-U-LOK PIN PHBZ AU 26-22 LPTE Part #1376357-3
025/090 CAP HSG 26PTE Part #1-776180-6
35POS,AMPSEAL,PIN HSG ASSY,SLD,
COD 6TE Part #4-1564407-1
Heavy Duty Sealed Connector Series
HousingsTE Part #1586104-3
3P PLUG VAL-U-LOK SR FH V0TE Part #2600038-1
8CCT RECEP GREY K A W/SMALL
SEALTE Part #2600042-1
12CCT RECEP GREY K A W/SMALL
SEALTE Part #YAFD50-24-61PNC127
RECP ASSY

Documents

Product Drawings

CAD Files

Customer View Model

[ENG_CVM_CVM_1565371-3_E.2d_dxf.zip](#)

English

[3D PDF](#)

3D

[Customer View Model](#)



[ENG_CVM_CVM_1565371-3_E.3d_igs.zip](#)

English

Customer View Model

[ENG_CVM_CVM_1565371-3_E.3d_stp.zip](#)

English

By downloading the CAD file I accept and agree to the [Terms and Conditions](#) of use.

Product Specifications

[Crimping of 025 Receptacle Contact](#)

Japanese

[Application Specification](#)

Japanese

Instruction Sheets

[025/090II I/O Connector](#)

Japanese

[Instruction Sheet \(non U.S.\)](#)

Japanese

[025/090II I/O Connector](#)

Japanese

[Instruction Sheet \(non U.S.\)](#)

Japanese

[Instruction Sheet \(non U.S.\)](#)

English

X-ON Electronics

Largest Supplier of Electrical and Electronic Components

Click to view similar products for [Automotive Connectors](#) category:

Click to view products by [TE Connectivity](#) manufacturer:

Other Similar products are found below :

[003-018-000](#) [60403001](#) [60993906-B](#) [M902-2131](#) [M902-2161](#) [M902-2344](#) [72.330.1035.1](#) [73.353.4028.0](#) [F119300-B](#) [F166900](#) [F258300-B](#)
[F358300-B](#) [F407400](#) [F444110](#) [F487000](#) [F509500B-B](#) [827153-1](#) [8N1515-32-24P](#) [9-1326729-8](#) [925474-1](#) [928905-1](#) [964562-4](#) [968782-1](#)
[GT17SA-8DS-HU](#) [98891-1012](#) [98947-1016](#) [12004147](#) [12004475-L](#) [12010290](#) [12010309-B](#) [12015454](#) [12020219-B](#) [12041318-B](#) [12052225-](#)
[L](#) [12052466](#) [12064869](#) [12004327-B](#) [12015308](#) [12015384](#) [12015909](#) [1-21030-1](#) [12041254](#) [12041318](#) [12047946-B](#) [12047957](#) [12047957-L](#)
[12059473](#) [12066261](#) [12110546](#) [12110546-B](#)