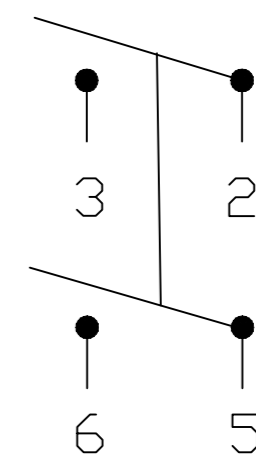
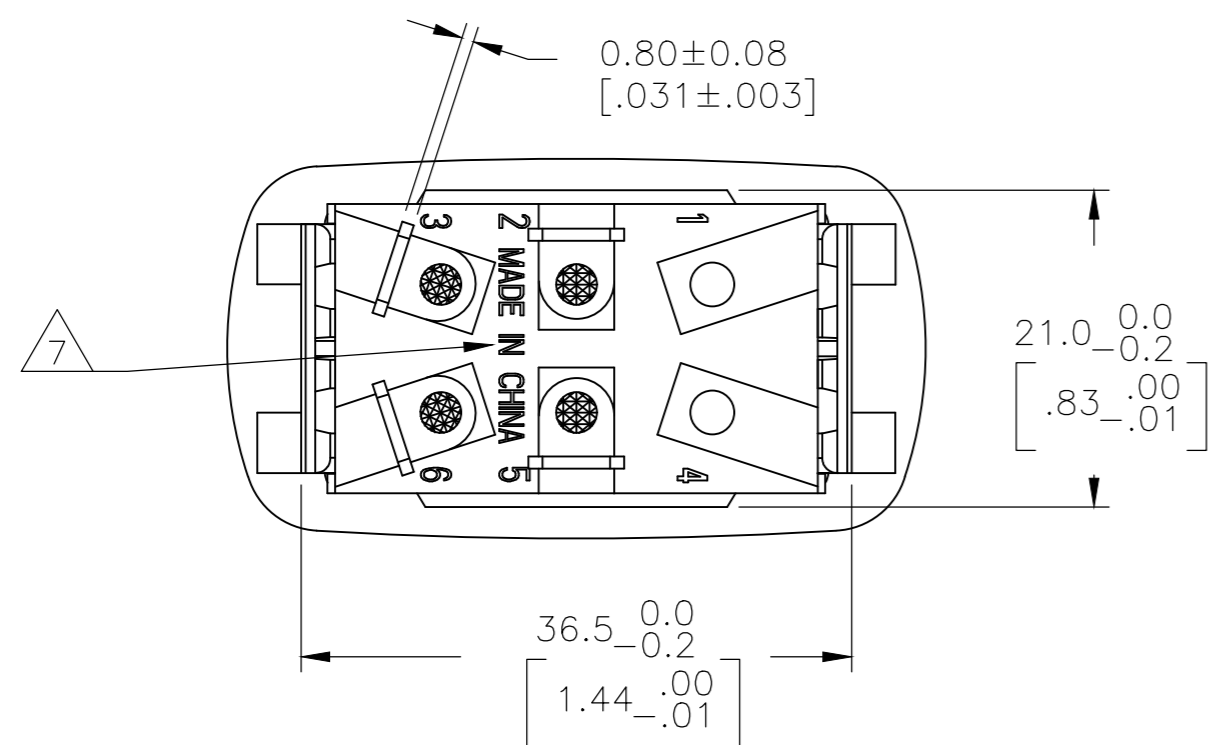


SWITCH FUNCTION A1
CIRCUIT DIAGRAM



OBSOLETE 1571102-1
SHOWN

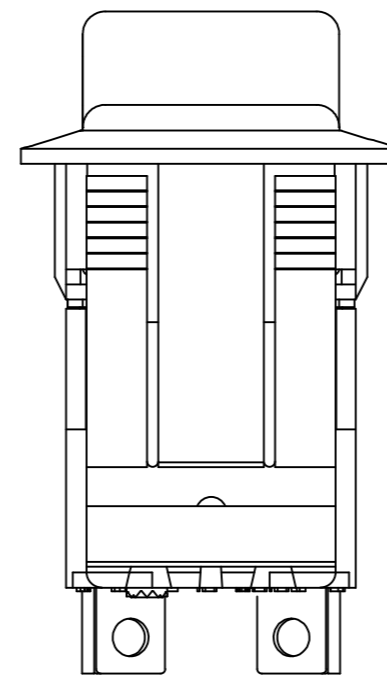
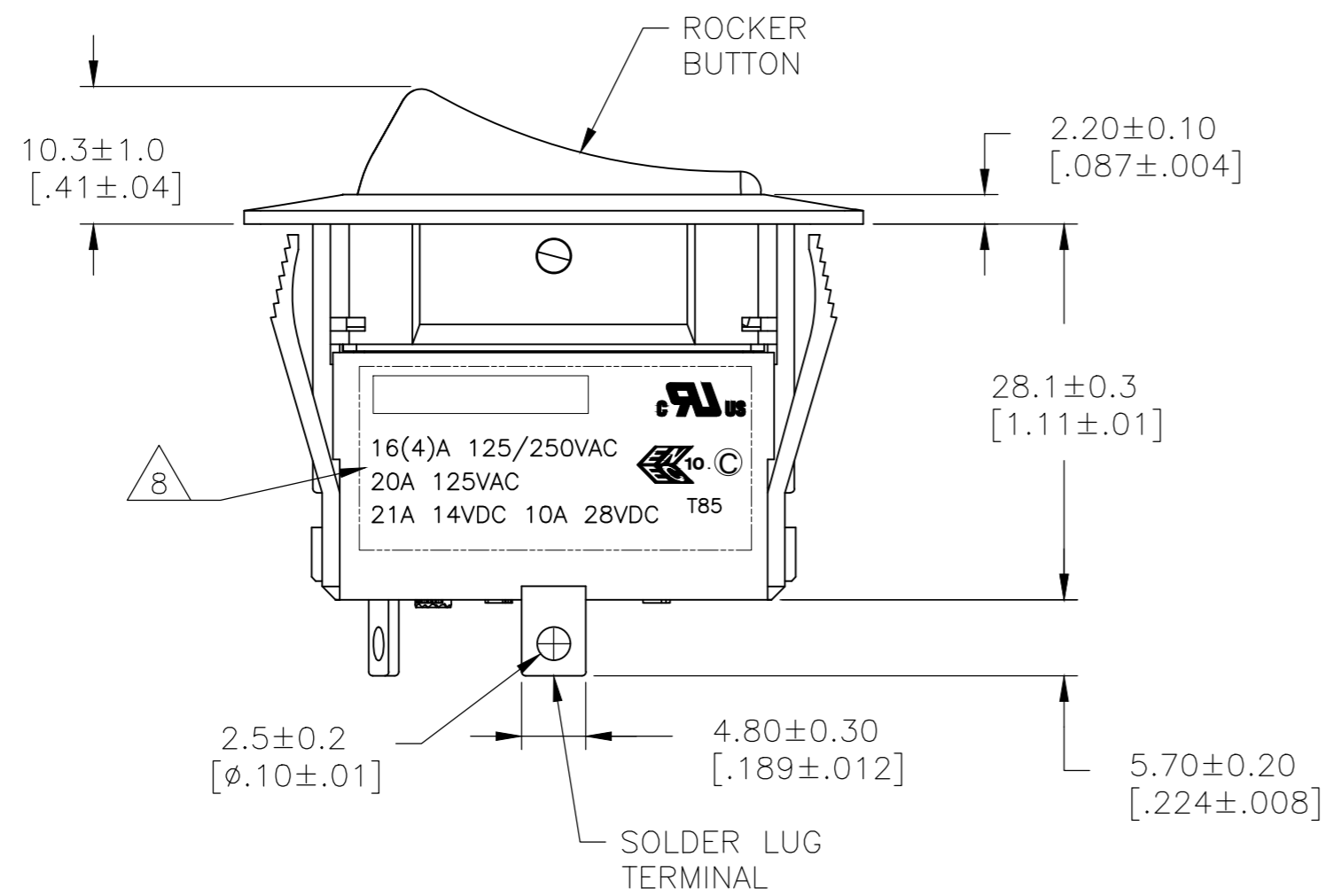
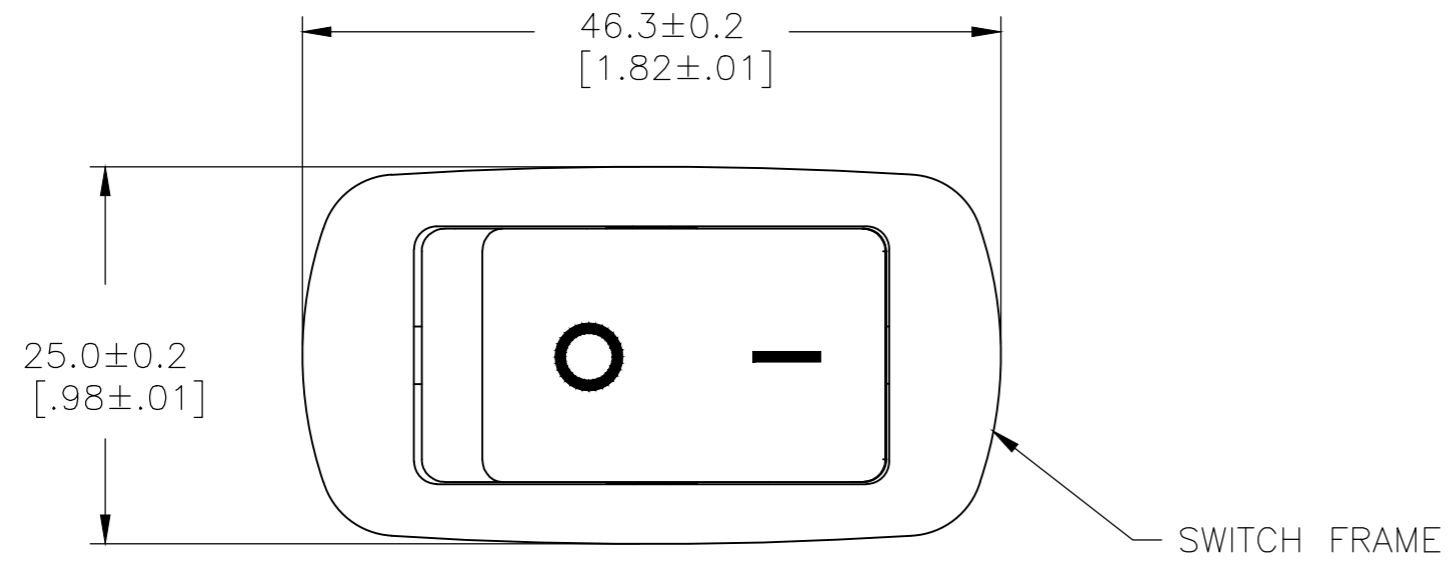


E	REVISED PER ECO-18-017612	28NOV2018	RSM	PO
D1	REVISED PER ECO-16-017354	09MAR2017	RK	AS
D	REVISED PER ECO-14-016691	05NOV2014	NK	RH
P	LTR	REVISION RECORD	DATE	DWN APVD

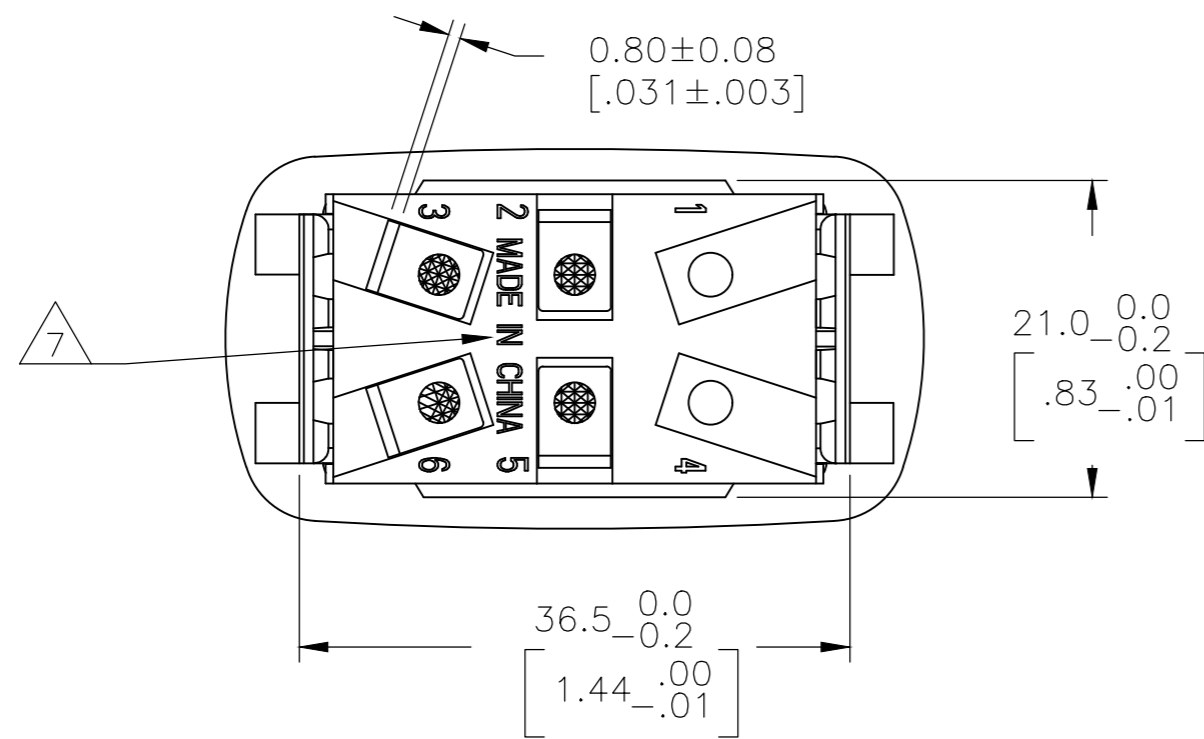
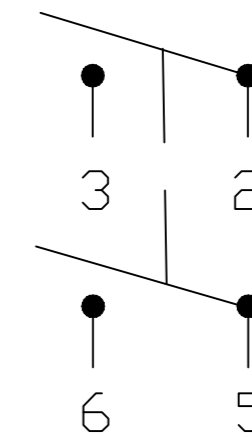
DIMENSIONS: mm [INCHES]		TOLERANCES UNLESS OTHERWISE SPECIFIED:	
0	PLC	±	-
1	PLC	±	-
2	PLC	±	-
3	PLC	±	-
4	PLC	±	-
ANGLES ±		-	
SURFACE TEXTURE		√	

DWN M.BINNER	25FEB2002	MATERIAL 1 2	HEAT TREAT -
CHK D.ROHDE	16NOV05		
APVD D.ROHDE	16NOV05		
NAME POWER ROCKER SWITCH, 21.2mm X 36.6mm MIN PANEL SIZE DPST, NON-ILLUMINATED			
SCALE 2:1	SIZE A2	DRAWING NO 1571102	SHEET 1 OF 4
			REV E

THIS INFORMATION IS CONFIDENTIAL AND PROPRIETARY TO TYCO ELECTRONICS CORPORATION AND ITS WORLDWIDE SUBSIDIARIES AND AFFILIATES (TE). IT MAY NOT BE DISCLOSED TO ANYONE, OTHER THAN TE PERSONNEL, WITHOUT AUTHORIZATION FROM TE (www.TE.com).



SWITCH FUNCTION A1
CIRCUIT DIAGRAM



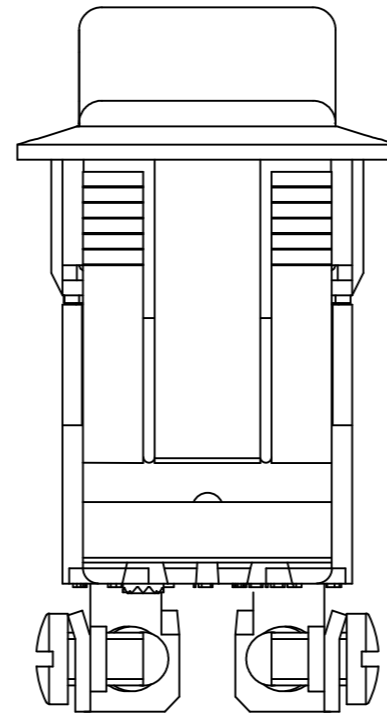
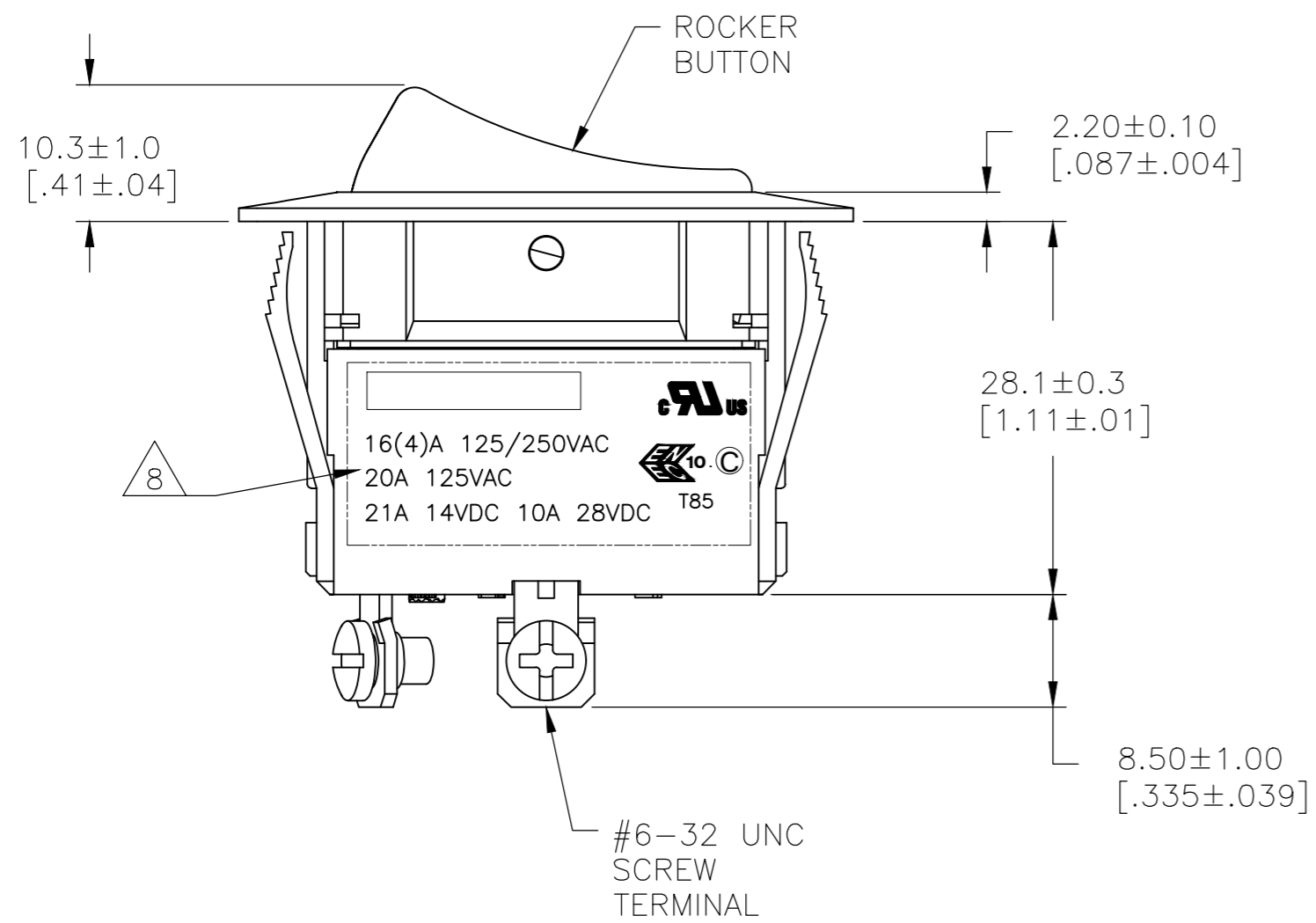
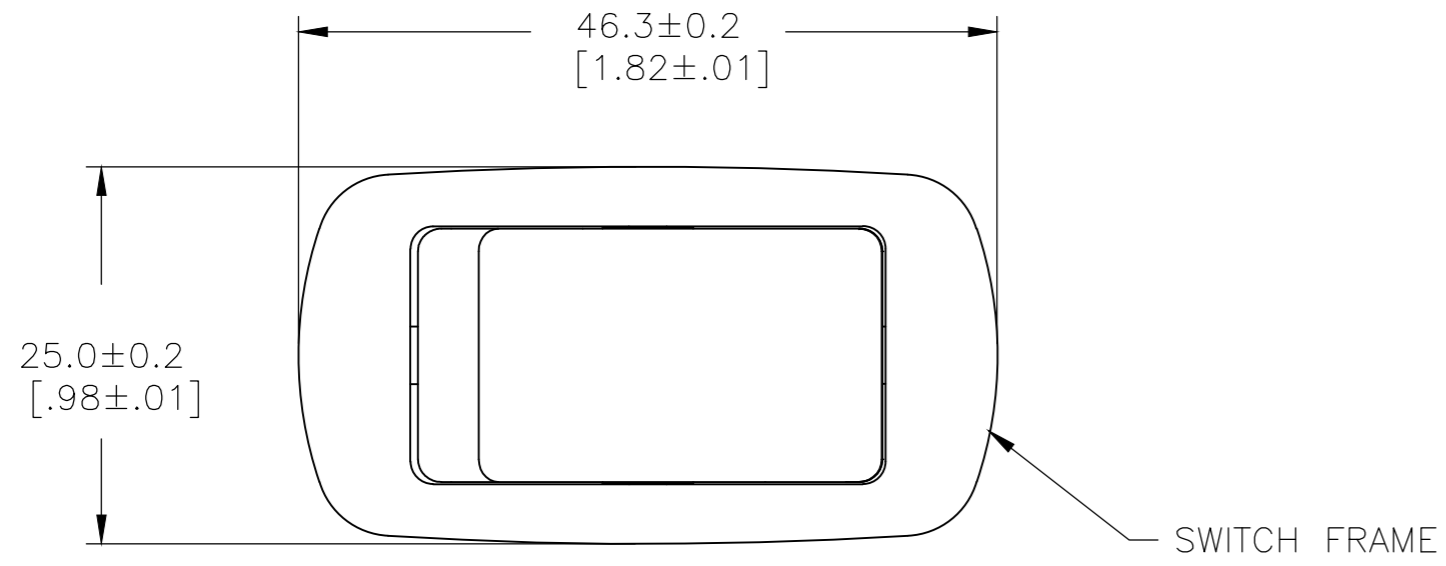
OBSOLETE 1571102-5
SHOWN

THIS INFORMATION IS CONFIDENTIAL AND PROPRIETARY TO TYCO ELECTRONICS CORPORATION AND ITS WORLDWIDE SUBSIDIARIES AND AFFILIATES (TE). IT MAY NOT BE DISCLOSED TO ANYONE, OTHER THAN TE PERSONNEL, WITHOUT AUTHORIZATION FROM TE (www.TE.com).

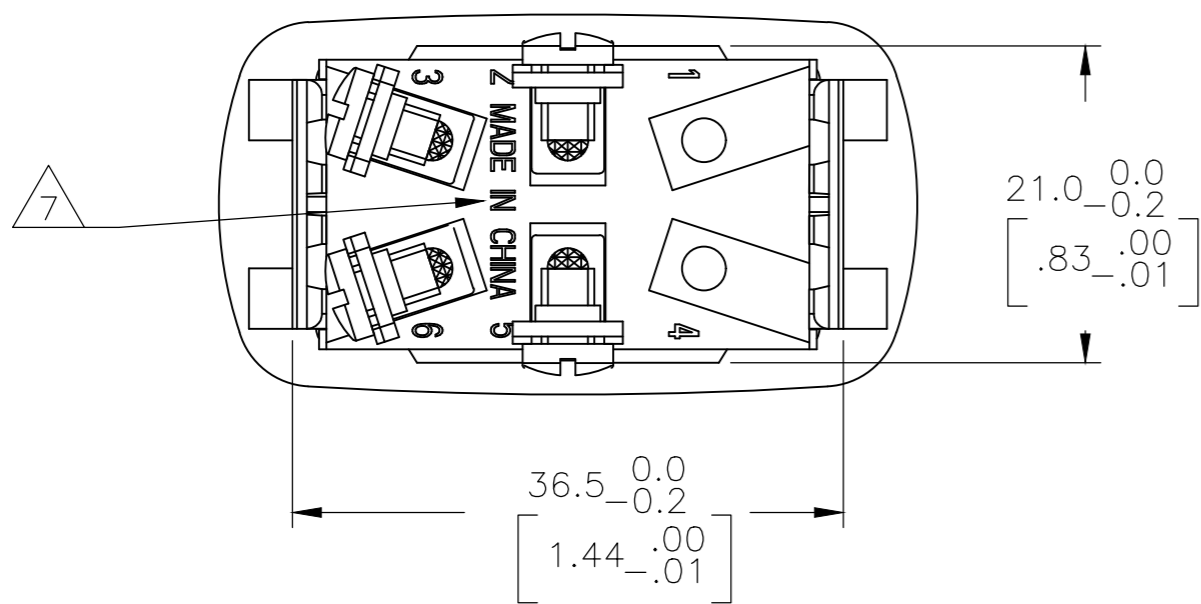
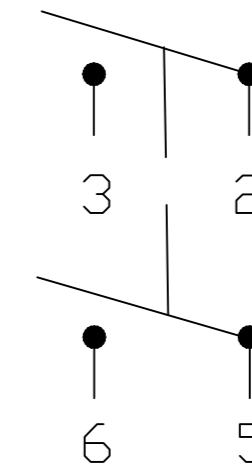
P	LTR	REVISION RECORD	DATE	DWN	APVD
-	-	SEE SHEET 1	-	-	-

DIMENSIONS: mm [INCHES]		TOLERANCES UNLESS OTHERWISE SPECIFIED:	
		0 PLC	± -
		1 PLC	± -
		2 PLC	± -
		3 PLC	± -
		4 PLC	± -
ANGLES ±		-	
SURFACE TEXTURE			

DWN M.BINNER	25FEB2002	MATERIAL 	HEAT TREAT -
CHK D.ROHDE	16NOV05	TE Connectivity	
APVD D.ROHDE	16NOV05		
NAME POWER ROCKER SWITCH, 21.2mm X 36.6mm MIN PANEL SIZE DPST, NON-ILLUMINATED			
SCALE 2:1	SIZE A2	DRAWING NO 1571102	SHEET 2 OF 4
			REV E



SWITCH FUNCTION A1
CIRCUIT DIAGRAM



OBSOLETE 1571102-9
SHOWN

THIS INFORMATION IS CONFIDENTIAL AND PROPRIETARY TO TYCO ELECTRONICS CORPORATION AND ITS WORLDWIDE SUBSIDIARIES AND AFFILIATES (TE). IT MAY NOT BE DISCLOSED TO ANYONE, OTHER THAN TE PERSONNEL, WITHOUT AUTHORIZATION FROM TE (www.TE.com).

P	LTR	REVISION RECORD	DATE	DWN	APVD
-	-	SEE SHEET 1	-	-	-

DIMENSIONS: mm [INCHES]		TOLERANCES UNLESS OTHERWISE SPECIFIED:	
	0 PLC ± -	1 PLC ± -	2 PLC ± -
	3 PLC ± -	4 PLC ± -	
ANGLES ±		SURFACE TEXTURE	

DWN M.BINNER	25FEB2002	MATERIAL 	HEAT TREAT -
CHK D.ROHDE	16NOV05	TE Connectivity	
APVD D.ROHDE	16NOV05		
NAME POWER ROCKER SWITCH, 21.2mm X 36.6mm MIN PANEL SIZE DPST, NON-ILLUMINATED			
SCALE 2:1	SIZE A2	DRAWING NO. 1571102	SHEET 3 OF 4
			REV E

DWG NO 1571102 THIS DRAWING IS A CONTROLLED DOCUMENT.

1 MATERIALS:
 ROCKER BUTTON, FRAME & HOUSING: NYLON 66, UL 94 V-2.
 PLUNGER: PHENOLIC
 SEAL: SILICONE RUBBER
 SCREW TERMINAL, ACTIVE CONTACTOR, CONTACTOR SUPPORT: COPPER ALLOY PER ASTM B152
 QC & SOLDER TERMINAL: COPPER ALLOY PER ASTM B036
 SPRING: STEEL WIRE
 CONTACTS: SILVER-TIN OXIDE

2 FINISH:
 CONTACTOR SUPPORT, ACTIVE CONTACTOR: 1.01µm [.000040] MIN SILVER
 QC TERMINAL: 1.27µm [.000050] MIN NICKEL
 SOLDER TERMINAL: 1.27µm [.000050] MIN TIN

3. ELECTRICAL SPECIFICATIONS:
CURRENT AND VOLTAGE: **6**
 CONTACT RESISTANCE (INITIAL): <50mΩ
 DIELECTRIC STRENGTH (INITIAL): >1000 VAC, 1 MINUTE
 INSULATION RESISTANCE (INITIAL): >100MΩ MIN (500VDC BETWEEN OPEN CONTACTS)
 ELECTRICAL LIFE ENDURANCE: >6000 OPERATIONS, VOLTAGE DROP: <100mV
 TEMPERATURE RISE AT TERMINALS: <30°C, 6000 OPERATIONS
 (AMBIENT CONDITIONS: 25±2°C AND 65±5%R.H)

4. MECHANICAL SPECIFICATIONS:
 ACTUATING FORCE: 1100g MIN, 1900g MAX
 OPERATING LIFE ENDURANCE: >100,000 OPERATIONS
 TERMINAL RETENTION FORCE: >9kg- SOLDER LUG
 >9kg- QC TAB
 >6.8kg-#6-32 UNC SCREW TERMINAL

5. ENVIRONMENTAL SPECIFICATIONS:
 AMBIENT TEMPERATURE: -20°C TO +85°C
 DEGREE OF PROTECTION: IP66

6 16(4)A 125/250VAC, 20A 125VAC, 21A 14VDC 10A 28VDC

7 COUNTRY OF ORIGIN AND TERMINAL IDENTIFICATION NUMBERS MOLDED APPROXIMATELY AS SHOWN ON THE SWITCH HOUSING.

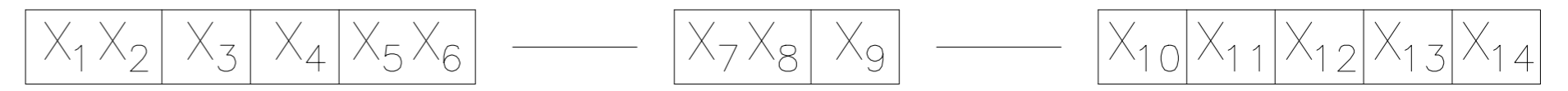
8 ELECTRICAL RATINGS, APPROVED AGENCY LOGOS AND THE TE CONNECTIVITY LOGO 'PER TEC-202-36' LASER MARKED APPROXIMATELY AS SHOWN ON THE SWITCH HOUSING.

9. COMPONENT RECOGNIZED TO US & CANADIAN STANDARDS, UL FILE NO. E46765.

10 APPROVED SUPPLIER: SHIN CHIN INDUSTRIAL CO., LTD. (SCI) SUPPLIER NO. 16079

11. PARTS TO BE ROHS 2002/95/EC COMPLIANT.

ALCOSWITCH PART NUMBER



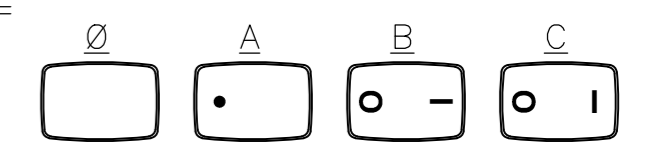
SWITCH TYPE: X1X2 = PR - POWER ROCKER
 SECONDARY ROCKER COLOR: X12 = Ø - NOT APPLICABLE

PANEL CUT OUT SIZE: X3 = C - 21.2x36.6 MIN
 [.835x1.441]

NUMBER OF POLES: X4 = D - DOUBLE

SWITCH FUNCTION: X5X6 =
A1-ON-OFF, WITH OPAQUE, SINGLE-COLOR
 ROCKER BUTTON.

LEGEND TEXT PATTERN: X13 =



CURRENT RATING: X7X8 = 20 - **6**

TERMINAL TYPE: X9 = E - QC TAB
L - SOLDER LUG
S - #6-32 UNC SCREW

FRAME COLOR: X10 = B - BLACK
W - WHITE

LEGEND TEXT COLOR: X14 = Ø - NOT APPLICABLE

G - GREEN
R - RED
B - BLACK
W - WHITE

ROCKER COLOR: X11 = B - BLACK
G - GREEN
R - RED
W - WHITE
Y - YELLOW

OBSOLETE	3	R13-260F1-08-BBNN-3NND	PRCDA1-20S-BB0CW	1-1571102-1
	3	R13-260F1-08-BBNN-3NNC	PRCDA1-20S-BB0BW	1-1571102-0
	3	R13-260F1-08-BBNN-3NNA	PRCDA1-20S-BB000	1571102-9
	2	R13-260F1-05-BRNN-3NNA	PRCDA1-20L-BR000	1571102-8
	1	R13-260F1-01-BRNN-3NNA	PRCDA1-20F-BR000	1571102-7
	2	R13-260F1-05-BBNN-3NND	PRCDA1-20L-BB0CW	1571102-6
	2	R13-260F1-05-BBNN-3NNC	PRCDA1-20L-BB0BW	1571102-5
	2	R13-260F1-05-BBNN-3NNA	PRCDA1-20L-BB000	1571102-4
OBSOLETE	1	R13-260F1-01-BBNN-3NND	PRCDA1-20F-BB0CW	1571102-3
	1	R13-260F1-01-BBNN-3NNC	PRCDA1-20F-BB0BW	1571102-2
	1	R13-260F1-01-BBNN-3NNA	PRCDA1-20F-BB000	1571102-1
	SHEET REF	SCI PART NUMBER	ALCOSWITCH PART NUMBER	TE PART NUMBER

DWN M.BINNER		25FEB2002		MATERIAL		HEAT TREAT -	
CHK D.ROHDE		16NOV05		1 2			
APVD D.ROHDE		16NOV05		TE Connectivity			
NAME POWER ROCKER SWITCH, 21.2mm X 36.6mm MIN PANEL SIZE DPST, NON-ILLUMINATED							
SCALE 2:1		SIZE A2		DRAWING NO 1571102		SHEET 4 OF 4	
REV E							

DIMENSIONS: mm [INCHES]		TOLERANCES UNLESS OTHERWISE SPECIFIED:	
		0 PLC ± -	
		1 PLC ± -	
		2 PLC ± -	
		3 PLC ± -	
		4 PLC ± -	
ANGLES ± -			
SURFACE TEXTURE			

P	LTR	REVISION RECORD	DATE	DWN	APVD
		SEE SHEET 1			

THIS INFORMATION IS CONFIDENTIAL AND PROPRIETARY TO TYCO ELECTRONICS CORPORATION AND ITS WORLDWIDE SUBSIDIARIES AND AFFILIATES (TE). IT MAY NOT BE DISCLOSED TO ANYONE OTHER THAN TE PERSONNEL, WITHOUT AUTHORIZATION FROM TE (www.te.com).

X-ON Electronics

Largest Supplier of Electrical and Electronic Components

Click to view similar products for [Rocker Switches](#) category:

Click to view products by [TE Connectivity](#) manufacturer:

Other Similar products are found below :

[VKD2GHNB-00000-000](#) [VSD2GNNB-00000-000](#) [6-1571986-5](#) [6-1571986-9](#) [7036WWCDBX653+U622](#) [8055K52Z7V](#) [8138K20E6M50](#)
[FMC18A2200002](#) [84206L](#) [84312LX](#) [PREDD4-07F-BB0FW](#) [PREDD5-07F-BB0GW](#) [PRFDD1-16F-BB000](#) [PRFDD3-16F-BB000](#) [1-](#)
[1634201-0](#) [999-16702-001](#) [A101J2ZQ004](#) [A101J4ZQ004](#) [A101J51CB0004](#) [A107J51ZQ0004](#) [A201J1AQ004](#) [A201J1AV2Q004](#)
[A201J3ZB004](#) [A201J50ZQ004](#) [A203J51ZQ0004](#) [A226L11YZQ](#) [A22L11A](#) [A435S1YZQ](#) [H8500XBBBBL-A](#) [H8653VBBG2577W](#)
[HB130CHNWWNAAC](#) [1251.0303](#) [AE205J60V3B004](#) [RH110C2NBB](#) [1352.0107](#) [1363.0201](#) [AML25GBF2AA03GR](#) [1571099-3](#) [1571987-4](#)
[1571987-5](#) [1571989-7](#) [B123J77V7B2](#) [B226J50W4Q22P](#) [B433J37ZQ22M](#) [160212E](#) [1801.1164](#) [1831.1102](#) [1833.3402](#) [1837.1118](#) [1838.8302](#)