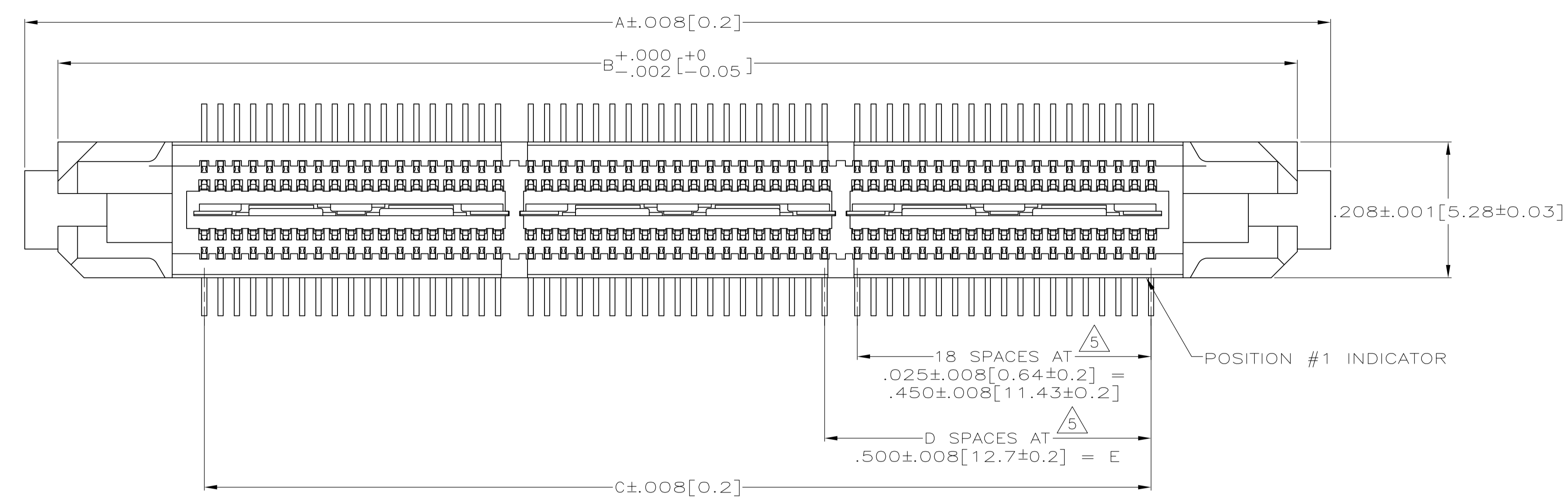
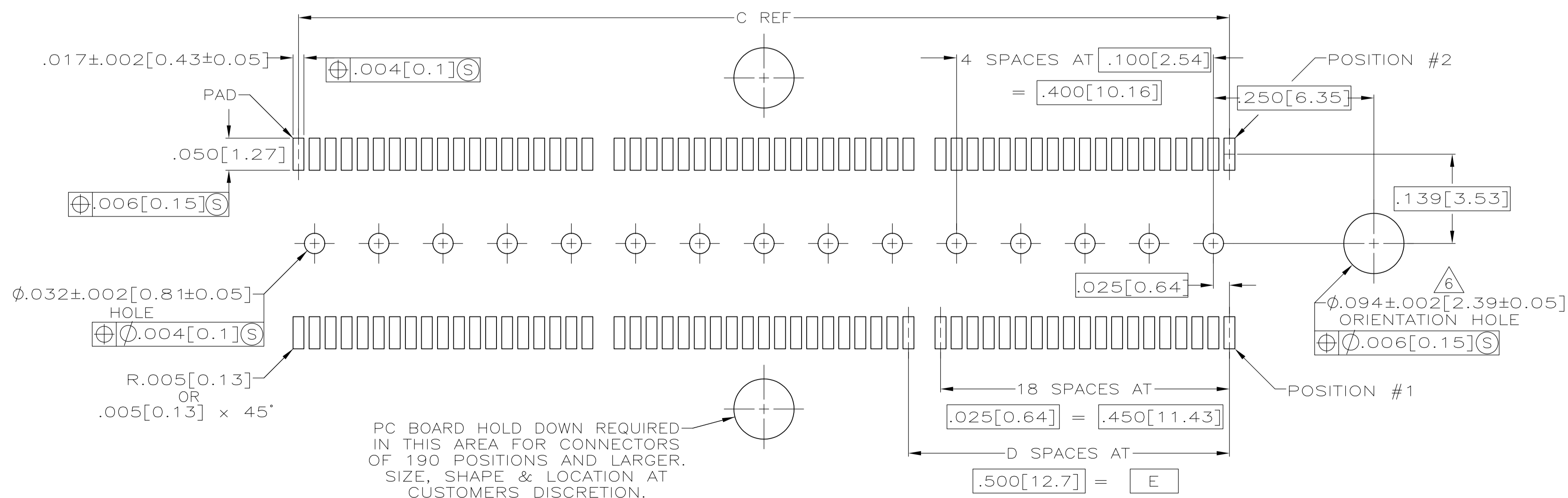
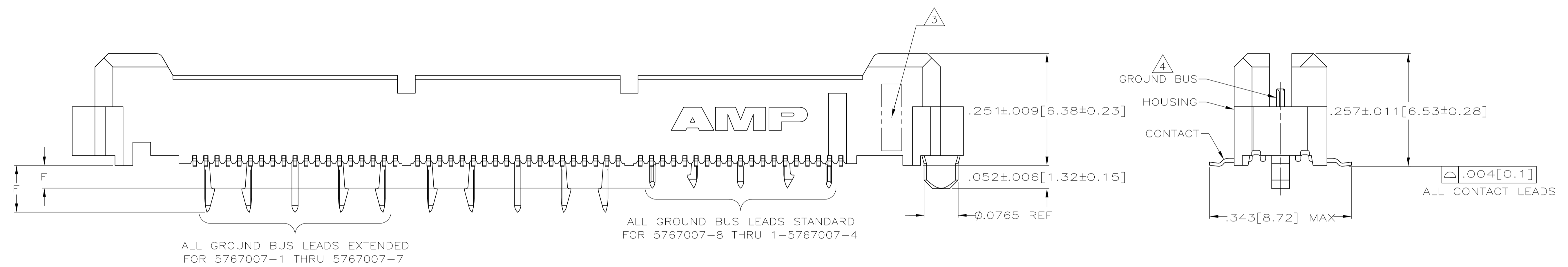


LOC		DIST		REVISIONS			
AD	47	REV	DATE	BY	APPV	DATE	REV
A2	REVISED PER ECO-12-007590		19JUL12	KH	MH		



- 1 HOUSING: LIQUID CRYSTAL POLYMER, COLOR BLACK.
CONTACTS: HIGH RELIABILITY COPPER ALLOY.
GROUND BUSSES: BRASS, UNS C26000
- 2 CONTACTS & GROUND BUSES: NICKEL UNDERPLATE ALL OVER, MATING SURFACE PLATED TO MEET LEVEL 1 PERFORMANCE REQUIREMENTS OF TE PRODUCT SPECIFICATION 108-1422, SOLDER TAILS PLATED MATTE TIN.
- 3 DATE CODE MARKED IN AREA INDICATED ON SAME SIDE AS POSITION #1.
- 4 ONE GROUND BUS WITH 5 TAILS PER EACH MODULE.
- 5 TOLERANCE NON-ACCUMULATIVE.
- 6 FOR SLIP-FIT APPLICATIONS, ORIENTATION HOLE TO BE $\phi .079 \pm .001 [2.00 \pm 0.03]$.



BUS LEADS TYPE	F	E	D	C	B	A	NO OF POS	PART NUMBER	
STANDARD	.053 [1.35]	3.000 [76.2]	6	3.450 [87.63]	3.898 [99]	4.000 [101.6]	266	1-5767007-4	
STANDARD	.053 [1.35]	2.500 [63.5]	5	2.950 [74.93]	3.398 [86.31]	3.500 [88.9]	228	1-5767007-3	
STANDARD	.053 [1.35]	2.000 [50.8]	4	2.450 [62.23]	2.898 [73.61]	3.000 [76.2]	190	1-5767007-2	
STANDARD	.053 [1.35]	1.500 [38.1]	3	1.950 [49.53]	2.398 [60.91]	2.500 [63.5]	152	1-5767007-1	
STANDARD	.053 [1.35]	1.000 [25.4]	2	1.450 [36.83]	1.898 [48.21]	2.000 [50.8]	114	1-5767007-0	
STANDARD	.053 [1.35]	.500 [12.7]	1	.950 [24.13]	1.398 [35.51]	1.500 [38.1]	76	5767007-9	
STANDARD	.053 [1.35]	.000 [0]	0	.450 [11.43]	.898 [22.81]	1.000 [25.4]	38	5767007-8	
OBSOLETE	EXTENDED	.107 [2.72]	3.000 [76.2]	6	3.450 [87.63]	3.898 [99]	4.000 [101.6]	266	5767007-7
OBSOLETE	EXTENDED	.107 [2.72]	2.500 [63.5]	5	2.950 [74.93]	3.398 [86.31]	3.500 [88.9]	228	5767007-6
OBSOLETE	EXTENDED	.107 [2.72]	2.000 [50.8]	4	2.450 [62.23]	2.898 [73.61]	3.000 [76.2]	190	5767007-5
OBSOLETE	EXTENDED	.107 [2.72]	1.500 [38.1]	3	1.950 [49.53]	2.398 [60.91]	2.500 [63.5]	152	5767007-4
OBSOLETE	EXTENDED	.107 [2.72]	1.000 [25.4]	2	1.450 [36.83]	1.898 [48.21]	2.000 [50.8]	114	5767007-3
OBSOLETE	EXTENDED	.107 [2.72]	.500 [12.7]	1	.950 [24.13]	1.398 [35.51]	1.500 [38.1]	76	5767007-2
OBSOLETE	EXTENDED	.107 [2.72]	.000 [0]	0	.450 [11.43]	.898 [22.81]	1.000 [25.4]	38	5767007-1

RECOMMENDED PC BOARD LAYOUT (VIEWED FROM CONNECTOR SIDE)

THIS DRAWING IS A CONTROLLED DOCUMENT.

DIMENSIONS: mm [INCHES]	TOLERANCES UNLESS OTHERWISE SPECIFIED:	DIN G. ATTADIA 25 OCT 04	APPROV D. DIXON 25 OCT 04	NAME
0 PLC ± -	1 PLC ± -	2 PLC ± -	3 PLC ± .005(0.13)	4 PLC ± -
ANGLES ± -				
MATERIAL	FINISH	WEIGHT	SCALE	SHEET
1	2	A1	8:1	1 of 1

CUSTOMER DRAWING
 PLUG ASSEMBLY, .260[6.6] VERTICAL, .025[0.64]CL, GULL WING LEADS, MICTOR
 108-1422
 APPLICATION SPEC
 114-11004
 00779
 5767007
 REV A2

X-ON Electronics

Largest Supplier of Electrical and Electronic Components

Click to view similar products for [Board to Board & Mezzanine Connectors](#) category:

Click to view products by [TE Connectivity](#) manufacturer:

Other Similar products are found below :

[589158040000018](#) [MDF7C-18P-2.54DSA\(55\)](#) [FCN-230C068-11](#) [FCN-268F012-G/BD](#) [FCN-268F036-G/BD](#) [FCN-268M012-G/0D](#) [FCN-268M024-G/1D](#) [FCN-723J004/1](#) [MIS-048-01-F-D-DP-K](#) [832-10-034-10-001000](#) [FX4C-80S-1.27DSA](#) [FCN-214Q030-G/0](#) [FCN-234P048-G/0](#) [FCN-235D050-G/C](#) [210-93-314-41-105000](#) [2-22603-0](#) [MDF7-40DP-2.54DSA\(55\)](#) [AXG720047](#) [5031084030](#) [MIT-114-03-F-D-K](#) [55323-1519](#) [DF33-2P-3.3DSA\(24\)](#) [YFT-20-05-H-03-SB-K](#) [503308-3040](#) [026-6203-PDB](#) [027-6203-PDB](#) [069159702701000](#) [10123981-102LF](#) [101A10019X](#) [55650-0588-C](#) [68684-306](#) [75140-7012](#) [589159005003045](#) [194261-1](#) [FCN-268F024-G0D](#) [10124054-515LF](#) [68685-603](#) [8-1616154-3](#) [MIS-019-01-F-D](#) [589159005002045](#) [541371078](#) [IL-WX-10PB-HF-B-E1000E](#) [FCN-268M024-G/3D](#) [20021832-06016C1LF](#) [KX15-20KLDL-E1000E](#) [MDF7-16DP-2.54DSA\(55\)](#) [AXE810124](#) [FCN-214J100-G/0](#) [FCN-230C068-E/S](#) [AXE812124](#)