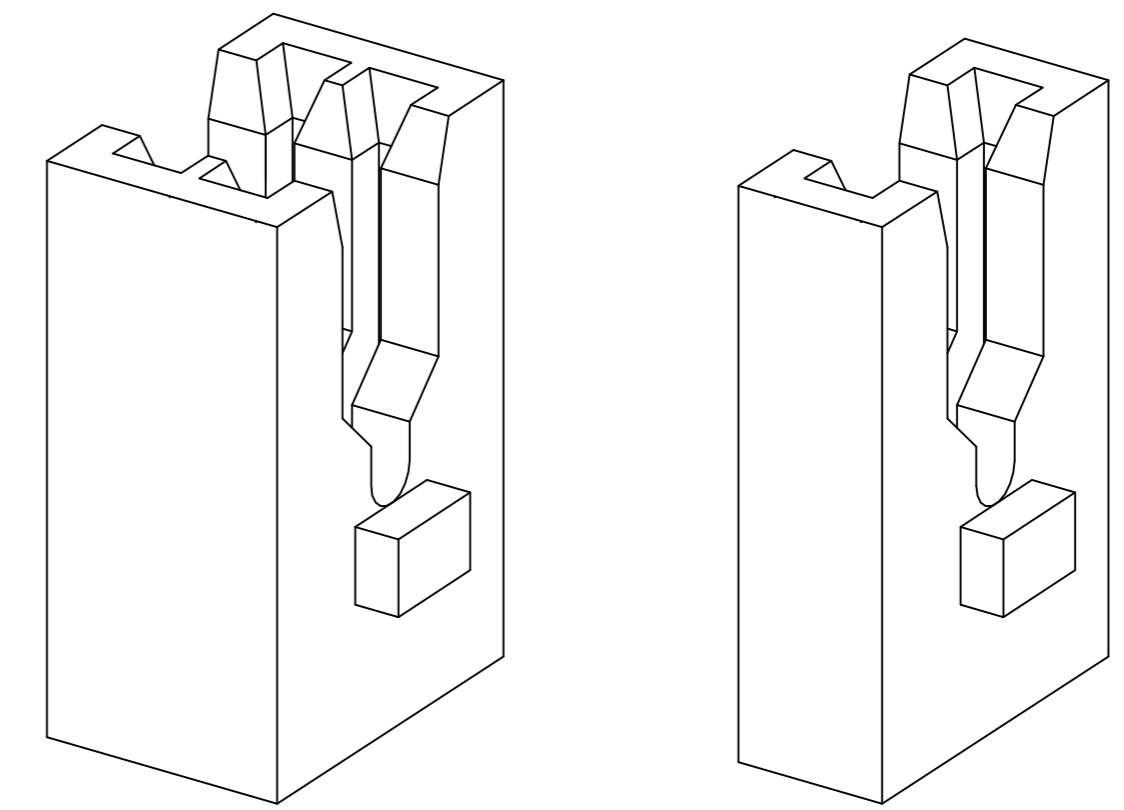
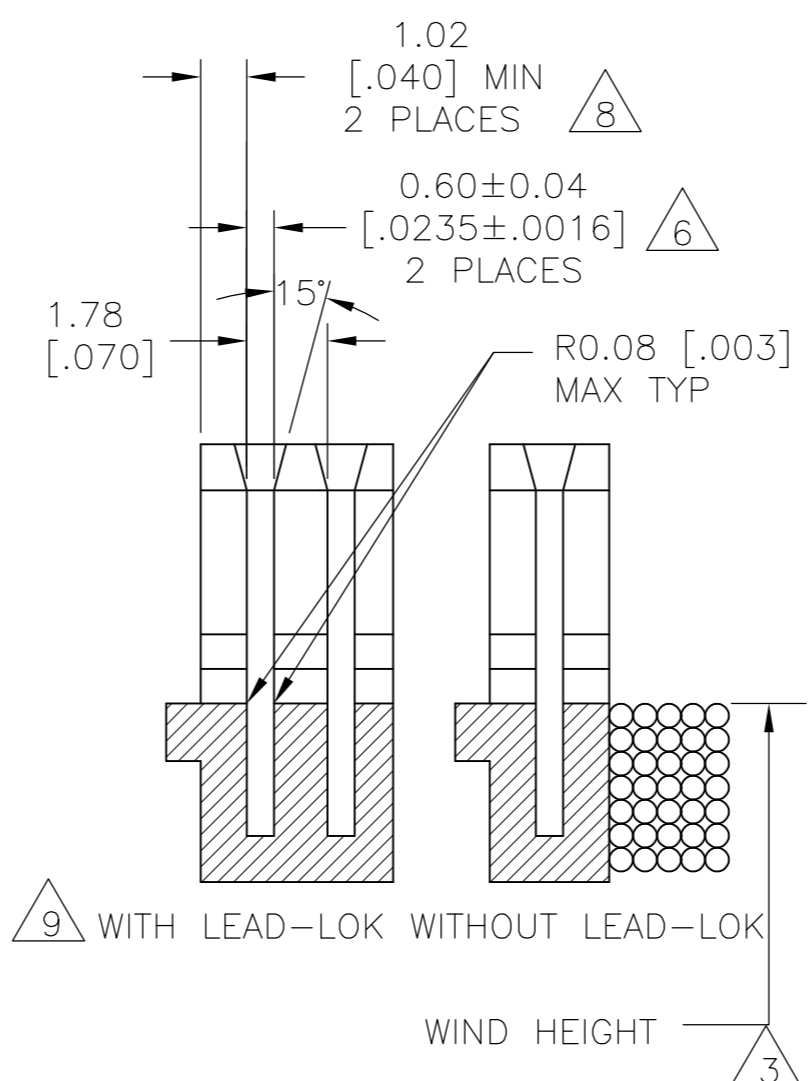
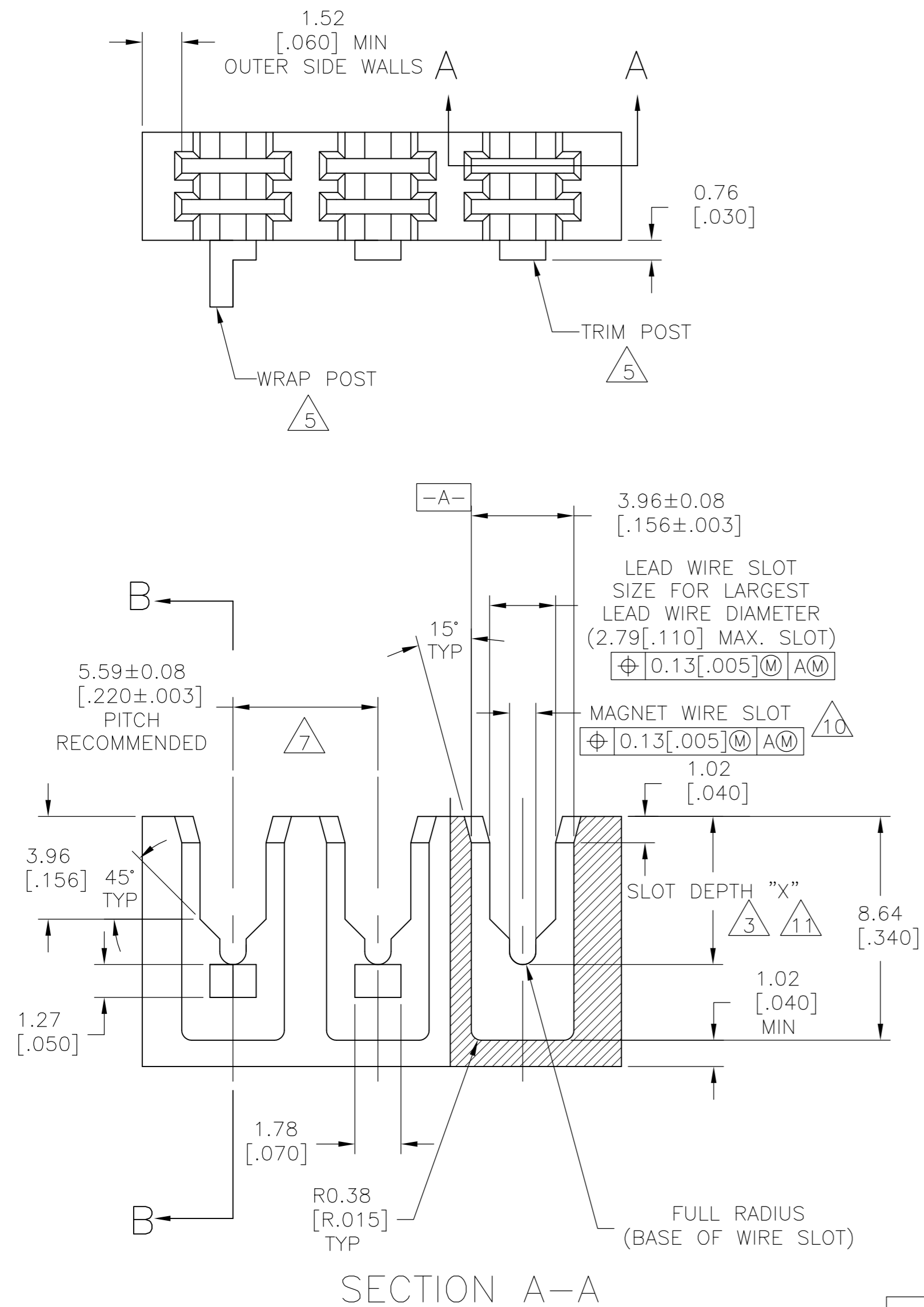


LOC	DIST	REVISIONS					
AF	50	P	LTR	DESCRIPTION	DATE	DWN	APVD
		D		REVISED PER ECR-09-010867	18MAY09	HMR	GJ



- 1 DIMENSIONS SPECIFIED MAY VARY PER CUSTOMER APPLICATION, DO NOT TOOL WITHOUT TYCO ELECTRONICS REVIEW AND APPROVAL.
- 2 TYCO ELECTRONICS REQUIRES THE FOLLOWING INFORMATION IN ORDER TO APPROVE THE CUSTOMERS APPLICATION DRAWING: MAGNET WIRE RANGE, LEAD WIRE RANGE AND INSULATION DIAMETER.
- 3 MAGNET WIRE COIL MUST NOT EXCEED HEIGHT OF MAGNET WIRE SLOT AS SHOWN UNLESS PROVISIONS ARE MADE TO KEEP "FINISH" WIRE FLAT AGAINST BASE OF WIRE SLOT.
- 4 MATERIAL RECOMMENDED: NYLON 6/6 AND NYLON 6/6 30% GLASS FILLED, OTHER MATERIALS ARE ACCEPTABLE HOWEVER, CONSULT TYCO ELECTRONICS FOR SPECIFICATIONS.
- 5 30 AWG. (ø 0.26 [.01]) WIRE AND FINER REQUIRES WIRE POST WRAP, INSTEAD OF TRIM POST. SEE SPEC. DRW. #1601447.
- 6 MUST MAINTAIN SLOT THICKNESS (0.60) [.0235] INCLUDING DRAFT ANGLE FROM BOTTOM OF POCKET TO 0.38 [.015] MINIMUM ABOVE BASE OF WIRE SLOT. (0.71 [.028] MAX. THICKNESS AT TOP).
- 7 WHENEVER POSSIBLE, POCKET PITCH TO MATCH TERMINALS PITCH. MINIMUM PITCH TO BE 5.00 [.197].
- 8 1.52 [.060] MIN. WALL THICKNESS RECOMMENDED ON TRIM POST SIDE WHEN WIRE TRIMMING IS REQUIRED.
- 9 LEAD LOK TO BE POSITIONED ON LEAD WIRE EXIT SIDE.
- 10 SIZE THIS SLOT FOR LARGEST WIRE DIA. CONSULT MOLD VENDOR IF SMALLER THAN 0.51 [.020] IS TO BE SPECIFIED.
- 11 REFER TO TABLE. CONSULT TYCO ELECTRONICS IF WIRE SIZE TO BE USED, OVERLAP THE RANGES SHOWN.
- 12 SLOT DEPTH DIMENSIONS ARE FOR CONNECTING ONE MAGNET WIRE WITH A MOVING BEAM SIAMEZE CONTACT. CONSULT TYCO ELECTRONICS FOR BIFILAR (2 WIRE) CONNECTIONS.

SECTION B-B

SECTION A-A

MAGNET WIRE SIZE mm DIA [AWG]	SLOT DEPTH "X" ±0.08[±.003]
1.02-0.69 [#18-#21.5]	6.22 [.245]
0.65-0.43 [#22-#25.5]	5.92 [.233]
0.41-0.27 [#26-#29.5]	5.72 [.225]
0.25-0.17 [#30-#33.5]	5.59 [.220]
0.16-0.13 [#34-#36]	5.51 [.217]

THIS DRAWING IS A CONTROLLED DOCUMENT.

DIMENSIONS: mm [INCHES]	TOLERANCES UNLESS OTHERWISE SPECIFIED: 0 PLC ± - 1 PLC ± - 2 PLC ± 0.13 [.005] 3 PLC ± - 4 PLC ± - ANGLES ± 2°	DWN 05APR2002 MICHAEL S. FEHER CHK 05APR2002 GENE JACONO APVD 05APR2002 KURT A. RANDOLPH PRODUCT SPEC	Tyco Electronics Corporation Harrisburg, PA 17105-3608
MATERIAL	FINISH	APPLICATION SPEC 114-13166 WEIGHT -	NAME STANDARD LEAD WIRE/LEAD-LOK SIAMEZE POCKET SPECIFICATION
		CUSTOMER DRAWING	SIZE A2 CAGE CODE 00779 DRAWING NO. C=1601421 RESTRICTED TO -
		SCALE 6:1 SHEET 1 OF 1 REV D	

X-ON Electronics

Largest Supplier of Electrical and Electronic Components

Click to view similar products for [Terminals](#) category:

Click to view products by [TE Connectivity](#) manufacturer:

Other Similar products are found below :

[00-054007-01074-6](#) [00-054007-70206-1](#) [00-054007-70210-8](#) [00-054007-70217-7](#) [00-054007-70226-9](#) [00-054007-70228-3](#) [00-054007-70248-1](#) [00-054007-70256-6](#) [00-054007-70301-3](#) [00-054007-70316-7](#) [0-0320562-0](#) [00-054007-49560-4](#) [00-054007-70209-2](#) [00-054007-70225-2](#) [00-054007-70227-6](#) [00-054007-70231-3](#) [00-054007-70241-2](#) [00-054007-70242-9](#) [00-054007-70244-3](#) [00-054007-70246-7](#) [00-054007-70263-4](#) [00-054007-70288-7](#) [00-054007-70290-0](#) [00-054007-70300-6](#) [00-054007-70304-4](#) [01-2065-1-0216](#) [01-2900-1-04412](#) [00581P0075](#) [600TS-10](#) [60205-1](#) [604200-1](#) [605601-1](#) [60598-1-CUT-TAPE](#) [61314-6-C](#) [61810-3](#) [61-S](#) [61-SN](#) [626-0194](#) [62-NBM-A](#) [62-SN](#) [62-SP](#) [63-S](#) [640179-1](#) [M55155/059I03](#) [M55155/079C01](#) [M55155/099H02](#) [M55155/109H01](#) [M55155/109H02](#) [M55155/12XH05](#) [M55155/16XH02](#)