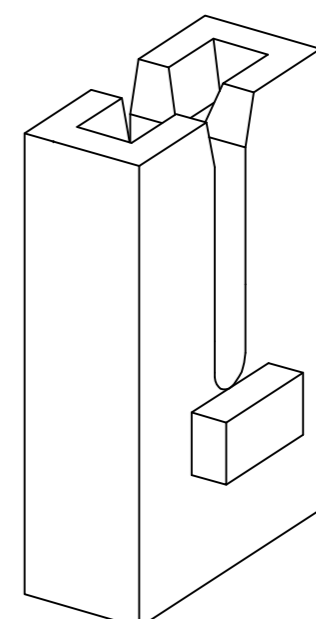
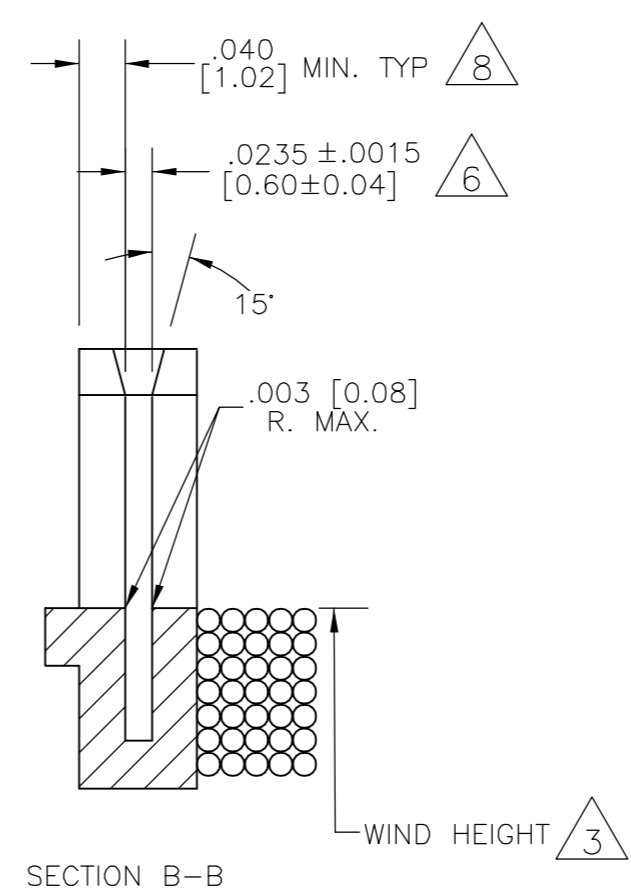
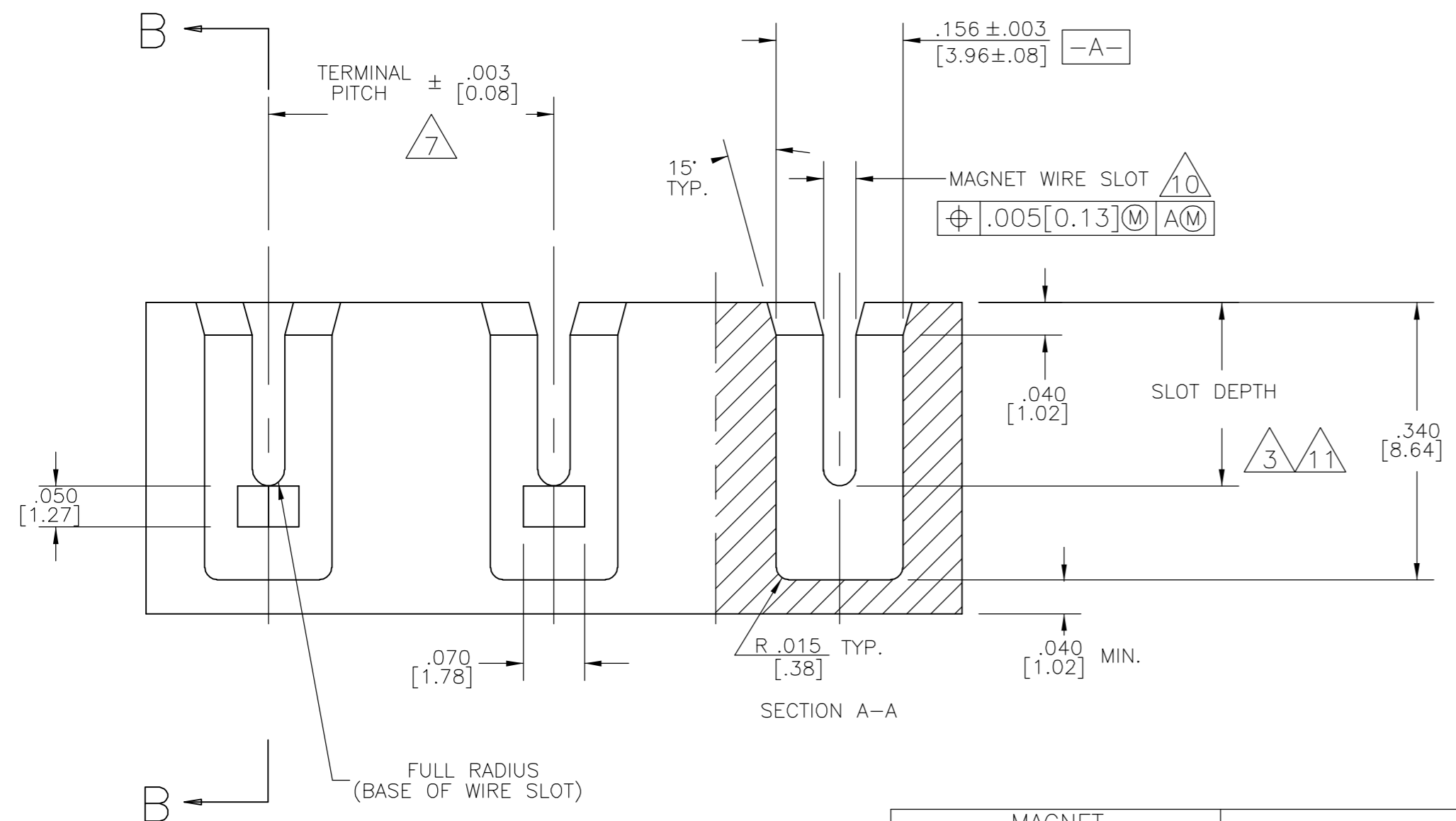
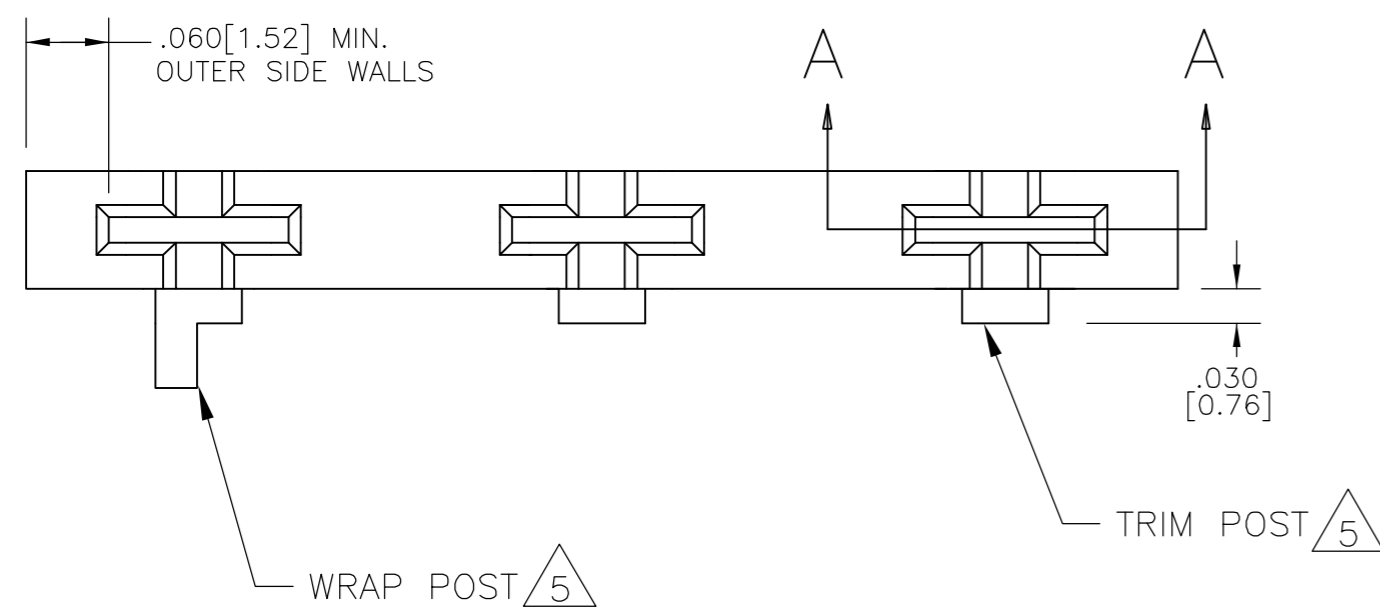


THIS DRAWING IS UNPUBLISHED. RELEASED FOR PUBLICATION
 © COPYRIGHT BY TYCO ELECTRONICS CORPORATION. ALL RIGHTS RESERVED.

Loc		DIST		REVISIONS			
P	LTR	DESCRIPTION		DATE	DWN	APVD	
	B	REVISED PER ECR-07-006768		05APR07	HMR	GJ	

- DIMENSIONS SPECIFIED MAY VARY PER CUSTOMER APPLICATION. DO NOT TOOL WITHOUT TYCO ELECTRONICS REVIEW AND APPROVAL.
- TYCO ELECTRONICS REQUIRES THE FOLLOWING INFORMATION IN ORDER TO APPROVE THE CUSTOMERS APPLICATION DRAWINGS, WIRE RANGE AND INSULATION THICKNESS.
- MAGNET WIRE COIL MUST NOT EXCEED HEIGHT OF MAGNET WIRE SLOT AS SHOWN UNLESS PROVISIONS ARE MADE TO KEEP "FINISH" WIRE FLAT AGAINST BASE OF WIRE SLOT.
- MATERIAL RECOMMENDED: NYLON 6/6 AND NYLON 6/6 30% GLASS FILLED. OTHER MATERIALS ARE ACCEPTABLE HOWEVER, CONSULT TYCO ELECTRONICS FOR SPECIFICATIONS.
- 30 AWG. (ø .01 [0.26]) WIRE AND FINER REQUIRES WIRE WRAP POST INSTEAD OF TRIM POST. SEE SPEC. DRW. #1601447.
- MUST MAINTAIN SLOT THICKNESS (.0235) [0.60] INCLUDING DRAFT ANGLE FROM BOTTOM OF POCKET TO .015[0.38] MINIMUM ABOVE BASE OF WIRE SLOT. (.028[0.71] MAX.THICKNESS AT TOP).
- WHENEVER POSSIBLE, POCKET PITCH TO MATCH TERMINAL PITCH. MINIMUM PITCH TO BE .197 [5.00].
- .060 [1.52] MIN. WALL THICKNESS RECOMMENDED ON TRIM POST SIDE WHEN WIRE TRIMMING IS REQUIRED.
- FOR BUSSED TAB SIAMEZE TERMINALS A BUSSED TAB POCKET PER DRAWING #1601426 MAY BE REQUIRED. CUSTOMER SHOULD CONSULT TYCO ELECTRONICS FOR EACH PARTICULAR APPLICATION.
- SIZE THIS SLOT FOR LARGEST WIRE DIA. CONSULT MOLD VENDOR IF SMALLER THAN .020 [0.51] IS TO BE SPECIFIED.
- REFER TO TABLE. CONSULT TYCO ELECTRONICS IF WIRE SIZE TO BE USED, OVERLAP THE RANGES SHOWN.
- SLOT DEPTH DIMENSIONS ARE FOR CONNECTING ONE MAGNET WIRE WITH A MOVING BEAM SIAMEZE CONTACT. CONSULT TYCO ELECTRONICS FOR BIFILAR (2 WIRE) CONNECTIONS.



MAGNET WIRE SIZE AWG [mm DIA]	SLOT DEPTH "X" ±.003 [±0.08]
#18-#21.5 [1.02-0.69]	.245 [6.22]
#22-#25.5 [0.65-0.43]	.233 [5.92]
#26-#29.5 [0.41-0.27]	.225 [5.72]
#30-#33.5 [0.25-0.17]	.220 [5.59]
#34-#36 [0.16-0.13]	.217 [5.51]

THIS DRAWING IS A CONTROLLED DOCUMENT.		DWN MICHAEL S. FEHER 05APR2002	Tyco Electronics Corporation Harrisburg, Pa 17105-3608	
DIMENSIONS: INCHES		CHK GENE JACONO 05APR2002		
TOLERANCES UNLESS OTHERWISE SPECIFIED:		APVD KURT A. RANDOLPH 05APR2002	NAME STANDARD TAB SIAMEZE POCKET SPECIFICATION	
0 PLC ± - 1 PLC ± - 2 PLC ± .01 [0.25] 3 PLC ± .005 [0.13] 4 PLC ± .0010 [0.026] ANGLES ± 2°		PRODUCT SPEC -	SIZE A2	
MATERIAL		FINISH -	CAGE CODE 00779	
		WEIGHT -	DRAWING NO 114-13166	
CUSTOMER DRAWING		SCALE 4:1		SHEET 1 OF 1
		RESTRICTED TO -		REV B

1601425

X-ON Electronics

Largest Supplier of Electrical and Electronic Components

Click to view similar products for [Terminals](#) category:

Click to view products by [TE Connectivity](#) manufacturer:

Other Similar products are found below :

[00-054007-01074-6](#) [00-054007-70206-1](#) [00-054007-70210-8](#) [00-054007-70217-7](#) [00-054007-70226-9](#) [00-054007-70228-3](#) [00-054007-70248-1](#) [00-054007-70256-6](#) [00-054007-70301-3](#) [00-054007-70316-7](#) [0-0320562-0](#) [00-054007-49560-4](#) [00-054007-70209-2](#) [00-054007-70225-2](#) [00-054007-70227-6](#) [00-054007-70231-3](#) [00-054007-70241-2](#) [00-054007-70242-9](#) [00-054007-70244-3](#) [00-054007-70246-7](#) [00-054007-70263-4](#) [00-054007-70288-7](#) [00-054007-70290-0](#) [00-054007-70300-6](#) [00-054007-70304-4](#) [01-2065-1-0216](#) [01-2900-1-04412](#) [00581P0075](#) [600TS-10](#) [60205-1](#) [604200-1](#) [605601-1](#) [60598-1-CUT-TAPE](#) [61314-6-C](#) [61810-3](#) [61-S](#) [61-SN](#) [626-0194](#) [62-NBM-A](#) [62-SN](#) [62-SP](#) [63-S](#) [640179-1](#) [M55155/059I03](#) [M55155/079C01](#) [M55155/099H02](#) [M55155/109H01](#) [M55155/109H02](#) [M55155/12XH05](#) [M55155/16XH02](#)