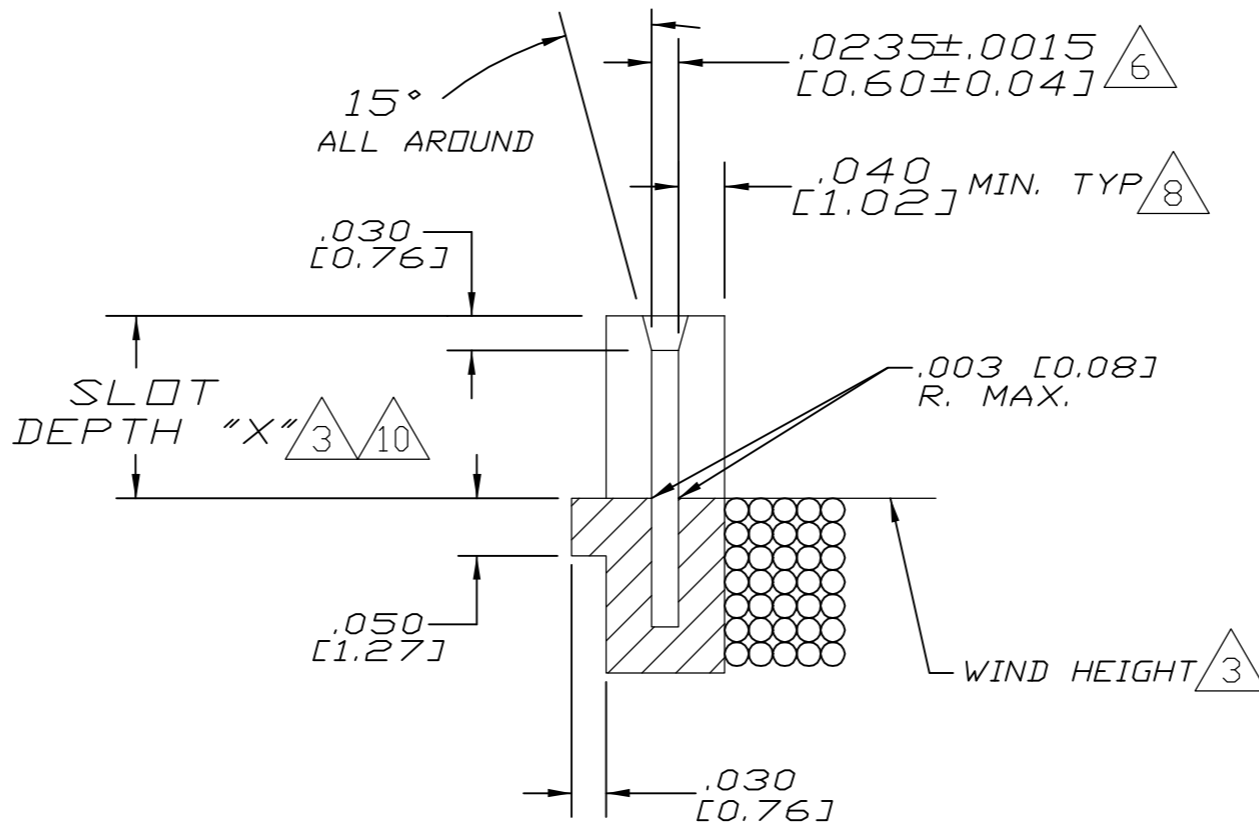
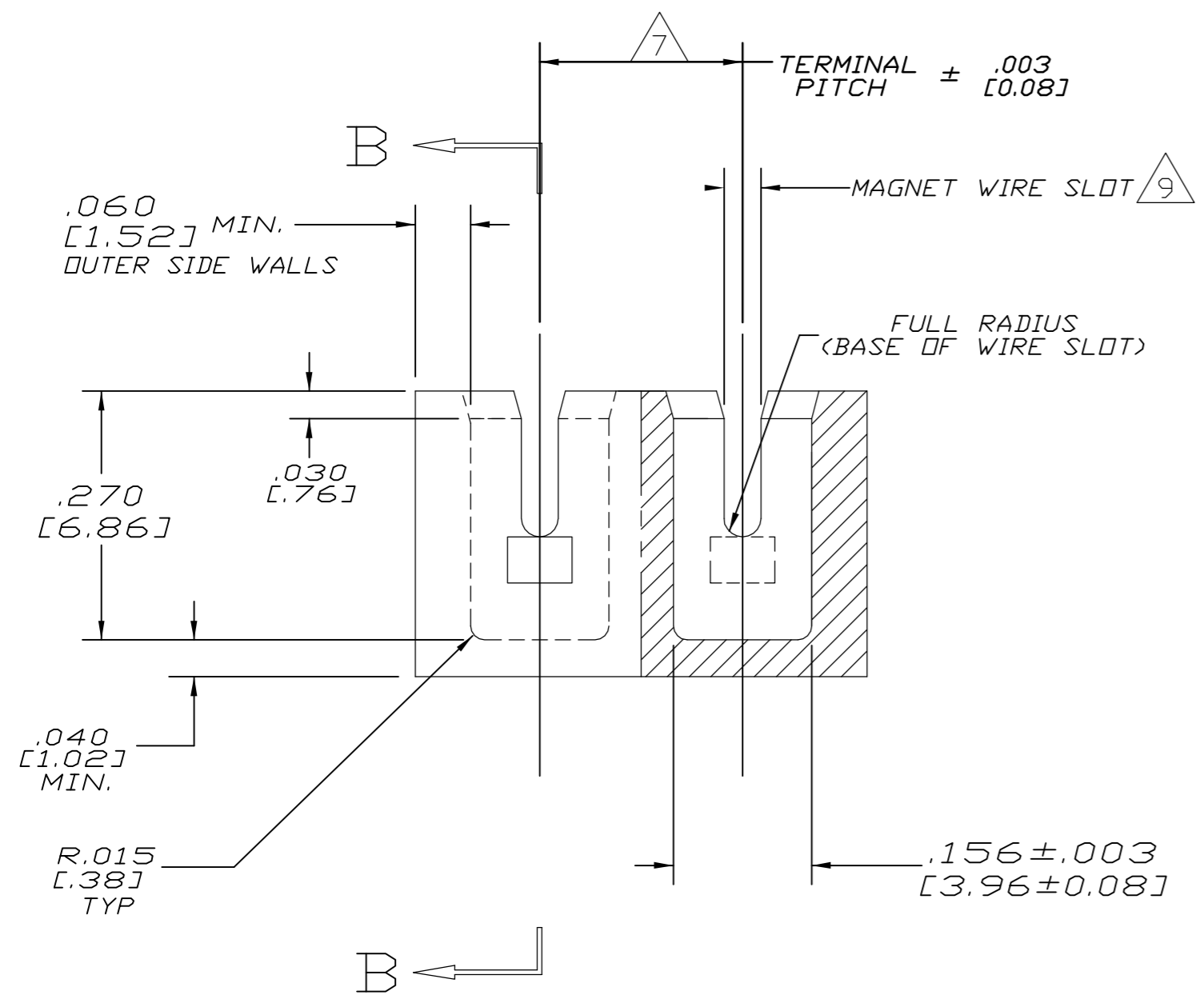
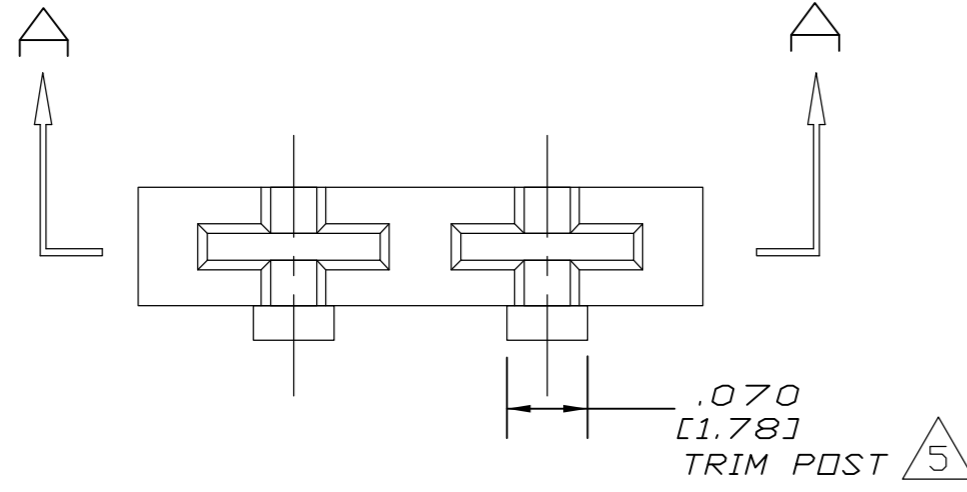


THIS DRAWING IS UNPUBLISHED. RELEASED FOR PUBLICATION  
 © COPYRIGHT BY TYCO ELECTRONICS CORPORATION. ALL RIGHTS RESERVED.

LOC	DIST	REVISIONS					
		P	LTR	DESCRIPTION	DATE	DWN	APVD
AF	50		A	REVISED PER 0G3A-0949-04	01DEC04	MF	GJ



- 1 DIMENSIONS SPECIFIED MAY VARY PER CUSTOMER APPLICATION, DO NOT TOOL WITHOUT TYCO ELECTRONICS REVIEW AND APPROVAL.
- 2 TYCO ELECTRONICS REQUIRES THE FOLLOWING INFORMATION IN ORDER TO APPROVE THE CUSTOMERS APPLICATION DRAWING: MAGNET WIRE RANGE, LEAD WIRE RANGE AND INSULATION THICKNESS.
- 3 MAGNET WIRE COIL MUST NOT EXCEED HEIGHT OF MAGNET WIRE SLOT AS SHOWN UNLESS PROVISIONS ARE MADE TO KEEP "FINISH" WIRE FLAT AGAINST BASE OF WIRE SLOT.
- 4 MATERIAL RECOMMENDED: NYLON 6/6, AND NYLON 6/6 30% GLASS FILLED OTHER MATERIALS ARE ACCEPTABLE HOWEVER, CONSULT TYCO ELECTRONICS FOR SPECIFICATIONS.
- 5 30 AWG. (Ø .01 [0.26]) WIRE AND FINER REQUIRES WIRE POST WRAP. SEE SPEC. DRW. #1601447.
- 6 MUST MAINTAIN SLOT THICKNESS (.0235) [0.60] INCLUDING DRAFT ANGLE FROM BOTTOM OF POCKET TO .015 [0.38] MINIMUM ABOVE BASE OF WIRE SLOT. (.028 [0.71]) MAX. THICKNESS AT TOP.
- 7 WHENEVER POSSIBLE, POCKET PITCH TO MATCH TERMINAL PITCH. MINIMUM PITCH TO BE .197 [5.00].
- 8 .060 [1.52] MIN. WALL THICKNESS RECOMMENDED ON TRIM POST SIDE WHEN WIRE TRIMMING IS REQUIRED.
- 9 SIZE THIS SLOT FOR LARGEST WIRE DIA. CONSULT MOLD VENDOR IF SMALLER THAN .020 [0.51] IS TO BE SPECIFIED.
- 10 REFER TO TABLE. CONSULT TYCO ELECTRONICS IF WIRE SIZE TO BE USED, OVERLAP THE RANGES SHOWN.
- 11 SLOT DEPTH DIMENSIONS ARE FOR CONNECTING ONE MAGNET WIRE WITH A MOVING BEAM SIAMEZE CONTACT. CONSULT TYCO ELECTRONICS FOR BIFILAR ( 2 WIRE ) CONNECTIONS.

SECTION A-A

SECTION B-B

MAGNET WIRE SIZE AWG [mm DIA]	SLOT DEPTH "X" ±.003 [±0.08] (11)
#18-#21.5 [1.02-0.69]	.175 [4.45]
#22-#25.5 [0.65-0.43]	.163 [4.14]
#26-#29.5 [0.41-0.27]	.155 [3.94]
#30-#33.5 [0.25-0.17]	.150 [3.81]
#34-#36 [0.16-0.13]	.147 [3.73]

THIS DRAWING IS A CONTROLLED DOCUMENT.		DWN 25MAR2002 MICHAEL .S FEHER	Tyco Electronics Corporation Harrisburg, Pa 17105-3608	
DIMENSIONS: INCHES		CHK 25MAR2002 GENE JACONO		
TOLERANCES UNLESS OTHERWISE SPECIFIED:		APVD 25MAR2002 KURT A. RANDOLPH	NAME SIAMEZE POCKET SPECIFICATION	
0 PLC ± - 1 PLC ± - 2 PLC ± .01 [0.25] 3 PLC ± .005 [0.13] 4 PLC ± .0010 [0.026] ANGLES ± 2°		APPLICATION SPEC 408-8629	SIZE A2	CAGE CODE 00779
MATERIAL - (4)		FINISH -	DRAWING NO C=1601427	RESTRICTED TO -
CUSTOMER DRAWING			SCALE 6:1	SHEET 1 OF 1 REV A

1601427

## X-ON Electronics

Largest Supplier of Electrical and Electronic Components

*Click to view similar products for [Terminals](#) category:*

*Click to view products by [TE Connectivity](#) manufacturer:*

Other Similar products are found below :

[HT-13-10](#) [71M-250-32-NB](#) [01-2065-1-0216](#) [00581P0075](#) [M10-10RX](#) [M10BCK](#) [60205-1](#) [604200-1](#) [60598-1-CUT-TAPE](#) [60617-1-C](#) [60873-1](#) [M14-516R/SK](#) [M14-6RSX](#) [M18-8FBX](#) [M18-8R/LX](#) [M18BCK](#) [61314-6-C](#) [61-S](#) [61-SN-A](#) [62-NBM-A](#) [63-S](#) [640179-1](#) [640917-2-CUT-TAPE](#) [6501550002](#) [66107-2-C](#) [696683-1](#) [696834-1](#) [696861-1](#) [696931-1](#) [696999-1](#) [M8-516RK](#) [M86700006](#) [MA250DMFMX-A](#) [701-2007](#) [701-2307](#) [701-7761-03](#) [70F-110-32-PB](#) [718-N-A](#) [71M-187-20-NBL](#) [71M-250-32-NBL](#) [72F-187-20-NBL](#) [72M-250-32-NBL](#) [7310](#) [73F-250-32](#) [73F-250-32-NL](#) [F14-10C](#) [F-1M](#) [751-250](#) [76650-5002](#) [76828-149](#)