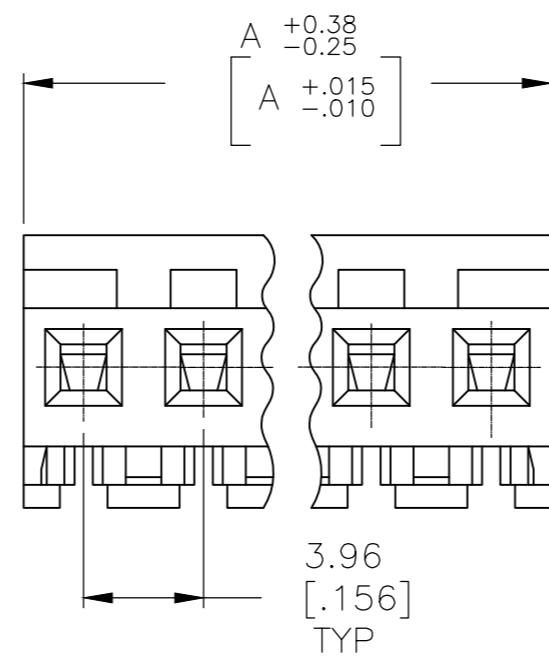
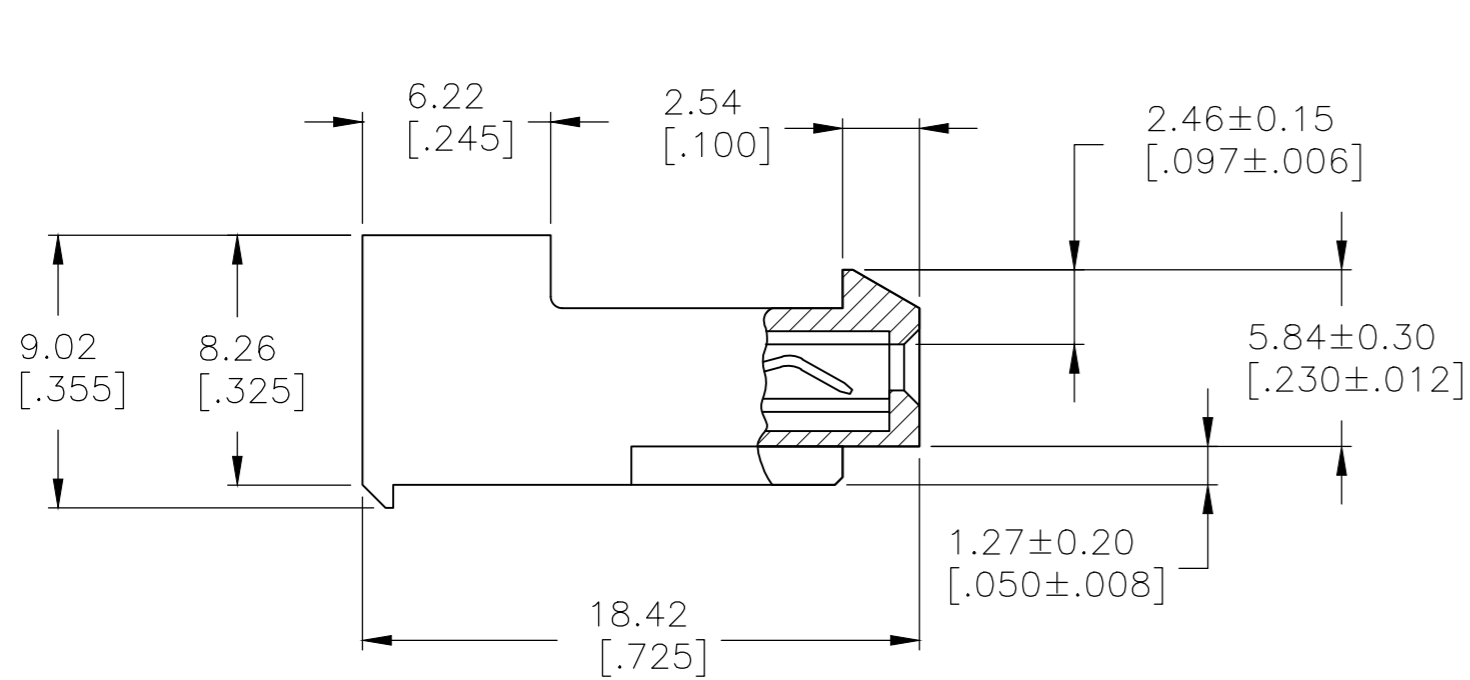
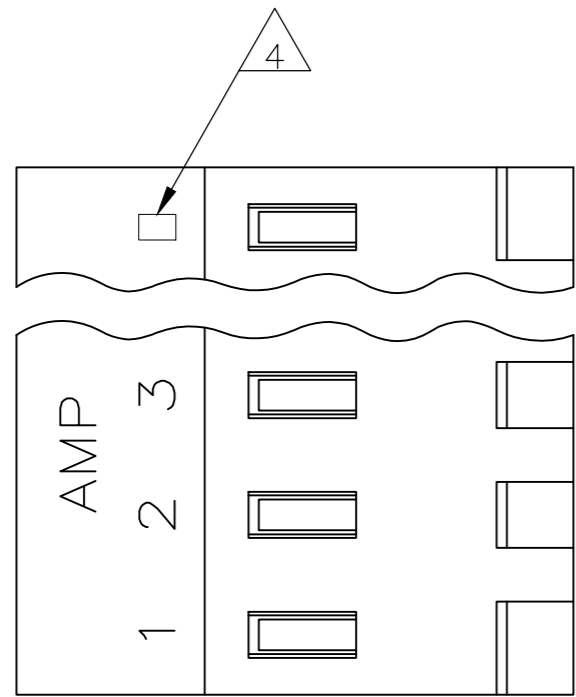


THIS DRAWING IS UNPUBLISHED. RELEASED FOR PUBLICATION
 © COPYRIGHT - By - ALL RIGHTS RESERVED.

LOC	DIST	REVISIONS					
CM	OO	P	LTR	DESCRIPTION	DATE	DWN	APVD
		U		REVISED PER ECR-20-000820	27MAY2020	PC	SW



1 MATERIAL: CONNECTOR - NYLON UL94-V2 (YELLOW).
 CONTACTS - 0.30[.012] THICK COPPER ALLOY
 (BRIGHT TIN-LEAD 0.00203[.000080] MIN. THICK
 FOR CONTACTS 640427-2 THRU 2-640427-4).
 (MATTE WHISKER MITIGATED TIN 0.00203[.000080] MIN.
 THICKNESS OVER NICKEL UNDERPLATE FOR 3-640427-2
 THRU 5-640427-4).

2 CONTACTS ACCEPT 20 AWG WIRE WITH 2.41[.095] MAX
 INSULATION DIAMETER.

3 CONTACTS MUST ACCEPT 1.14±0.03[.045]
 POST AND REMAIN LOCKED IN POSITION.

4 IDENTIFICATION NUMBER FOR LAST CIRCUIT MAY
 NOT APPEAR ON ALL ASSEMBLIES.

5 DIMENSIONS IN BRACKETS ARE IN INCHES.

6 HOUSING FEATURES ARE: CLOSED END WITH LOCKING
 RAMP.

7 OBSOLETE PARTS: OBSOLETE CIS STREAMLINING PER D.RENAUD/D.SINISI

8 OBSOLETE PARTS

95.10[3.744]	24	5-640427-4
91.13[3.588]	23	5-640427-3
87.17[3.432]	22	5-640427-2
83.21[3.276]	21	5-640427-1
79.25[3.120]	20	5-640427-0
75.29[2.964]	19	4-640427-9
71.32[2.808]	18	4-640427-8
67.36[2.652]	17	4-640427-7
63.40[2.496]	16	4-640427-6
59.44[2.340]	15	4-640427-5
55.47[2.184]	14	4-640427-4
51.51[2.028]	13	4-640427-3
47.55[1.872]	12	4-640427-2
43.59[1.716]	11	4-640427-1
39.62[1.560]	10	4-640427-0
35.66[1.404]	9	3-640427-9
31.70[1.248]	8	3-640427-8
27.74[1.092]	7	3-640427-7
23.77[.936]	6	3-640427-6
19.81[.780]	5	3-640427-5
15.85[.624]	4	3-640427-4
11.89[.468]	3	3-640427-3
7.92[.312]	2	3-640427-2

7	SUPERCEDED	95.10[3.744]	24	2-640427-4
7	SUPERCEDED	91.13[3.588]	23	2-640427-3
7	SUPERCEDED	87.17[3.432]	22	2-640427-2
7	SUPERCEDED	83.21[3.276]	21	2-640427-1
7	SUPERCEDED	79.25[3.120]	20	2-640427-0
7	SUPERCEDED	75.29[2.964]	19	1-640427-9
7	SUPERCEDED	71.32[2.808]	18	1-640427-8
7	SUPERCEDED	67.36[2.652]	17	1-640427-7
7	SUPERCEDED	63.40[2.496]	16	1-640427-6
7	SUPERCEDED	59.44[2.340]	15	1-640427-5
7	SUPERCEDED	55.47[2.184]	14	1-640427-4
7	SUPERCEDED	51.51[2.028]	13	1-640427-3
7	SUPERCEDED	47.55[1.872]	12	1-640427-2
7	SUPERCEDED	43.59[1.716]	11	1-640427-1
7	OBSOLETE	39.62[1.560]	10	1-640427-0
7	SUPERCEDED	35.66[1.404]	9	640427-9
7	SUPERCEDED	31.70[1.248]	8	640427-8
7	SUPERCEDED	27.74[1.092]	7	640427-7
7	SUPERCEDED	23.77[.936]	6	640427-6
7	SUPERCEDED	19.81[.780]	5	640427-5
7	SUPERCEDED	15.85[.624]	4	640427-4
7	SUPERCEDED	11.89[.468]	3	640427-3
7	SUPERCEDED	7.92[.312]	2	640427-2
		DIM A	NO. OF CIRCUITS	PART NO.

THIS DRAWING IS A CONTROLLED DOCUMENT.		DWN S. CARPENTER 07JUL03		
DIMENSIONS: mm [INCHES]		CHK D. BOSSI 07JUL03		
TOLERANCES UNLESS OTHERWISE SPECIFIED:		APVD D. BOSSI 07JUL03	NAME	
0 PLC ± -		PRODUCT SPEC	MTA 156 CONNECTOR ASSEMBLY, 20 AWG, STANDARD	
1 PLC ± -		APPLICATION SPEC	SIZE	CAGE CODE
2 PLC ± -		108-1051	A2	00779
3 PLC ± 0.13 [.005]		114-1020	DRAWING NO	RESTRICTED TO
4 PLC ± -		WEIGHT	C=640427	-
ANGLES ± -		CUSTOMER DRAWING	SCALE	SHEET
FINISH		SCALE 4:1	1 OF 1	REV U

X-ON Electronics

Largest Supplier of Electrical and Electronic Components

Click to view similar products for [Headers & Wire Housings](#) category:

Click to view products by [TE Connectivity](#) manufacturer:

Other Similar products are found below :

[892-18-020-10-001101](#) [58102-G61-06LF](#) [582553-1](#) [0009485154](#) [009176003701906](#) [0050291907](#) [LY20-4P-DT1-P1E-BR](#) [02.125.8002.8](#)
[609-3404](#) [61062-3](#) [61082-181009](#) [622-3653LF](#) [63453-116](#) [636-1030](#) [636-1427](#) [636-3427](#) [636-4007](#) [641938-9](#) [641991-4](#) [644827-2](#) [65817-](#)
[010LF](#) [65817-015LF](#) [65863-015LF](#) [66207-023LF](#) [67095-007LF](#) [67601157](#) [68645-018](#) [68648-049](#) [70.362.1628.0](#) [70-4210](#) [70-4226B](#) [70-](#)
[4853B](#) [707-5020](#) [707-5028](#) [71.350.2428.0](#) [71918-208LF](#) [71961-016LF](#) [733-134](#) [733-162](#) [754199-000](#) [760-3052](#) [787-8014-00](#) [79531-3000](#)
[FCN-360C032-B](#) [FCN-367T-T012/H](#) [FCN-723D010/2](#) [80.063.4001.1](#) [800-90-001-10-001000](#) [800-90-010-10-002000](#) [801-43-002-10-013000](#)