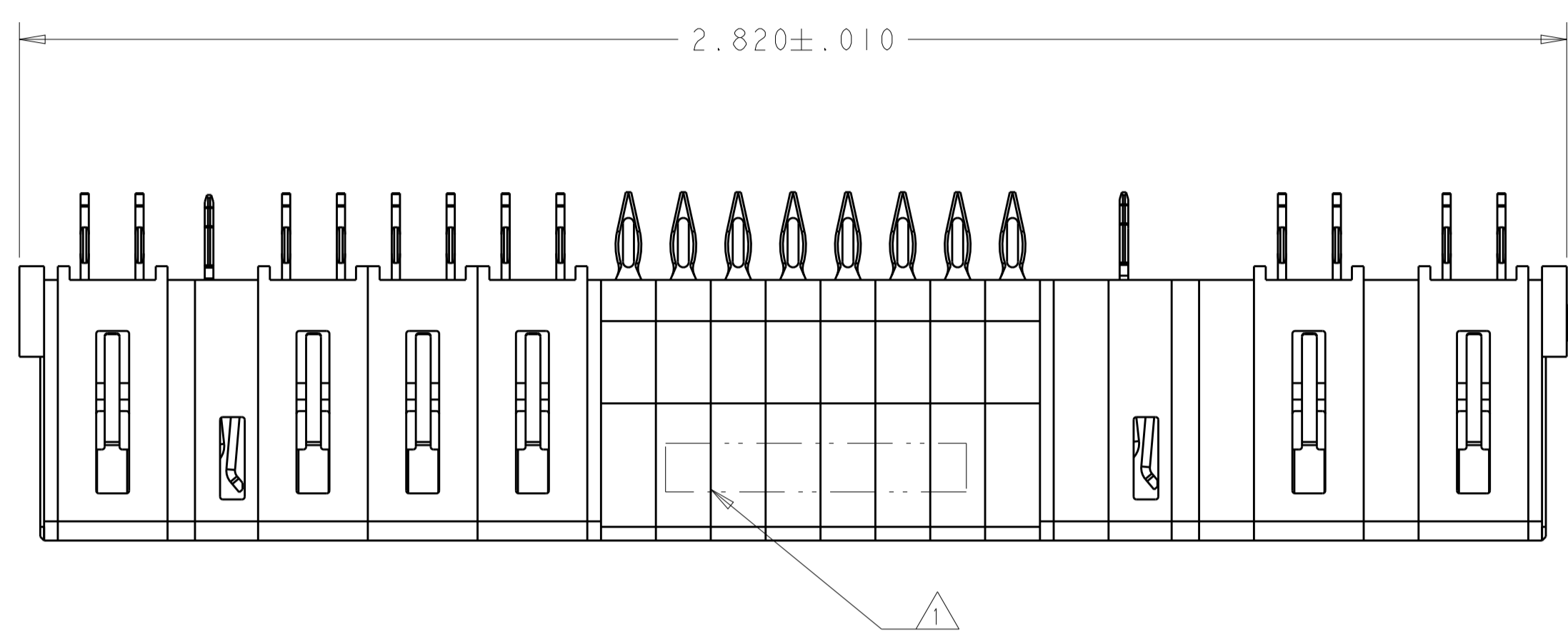
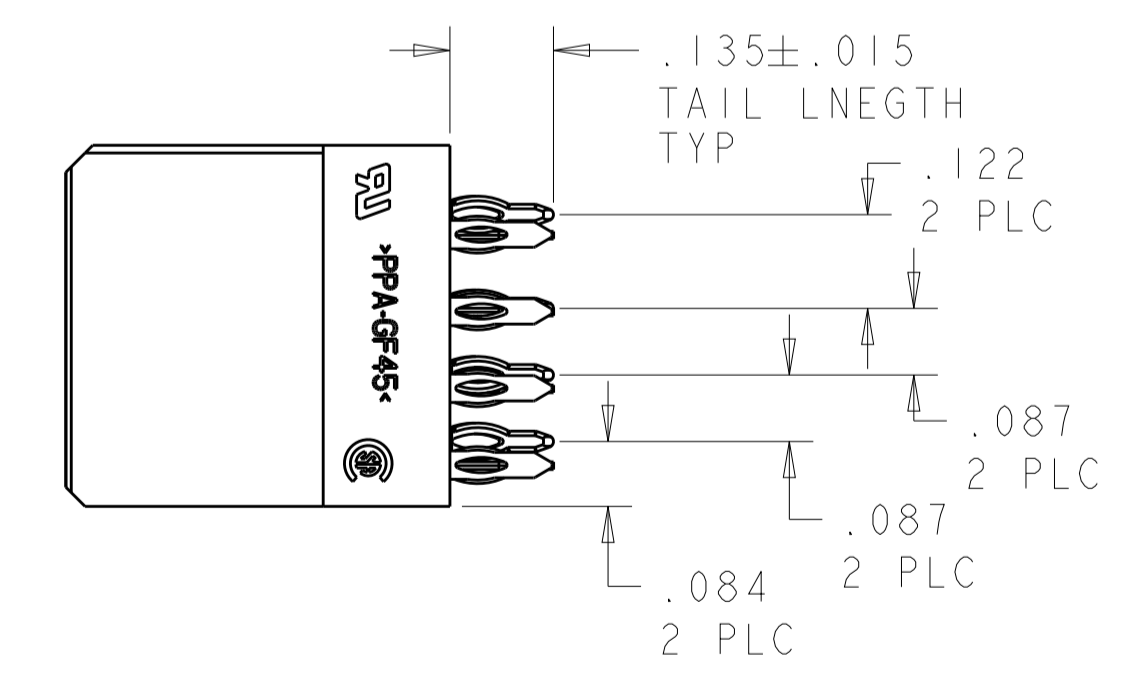
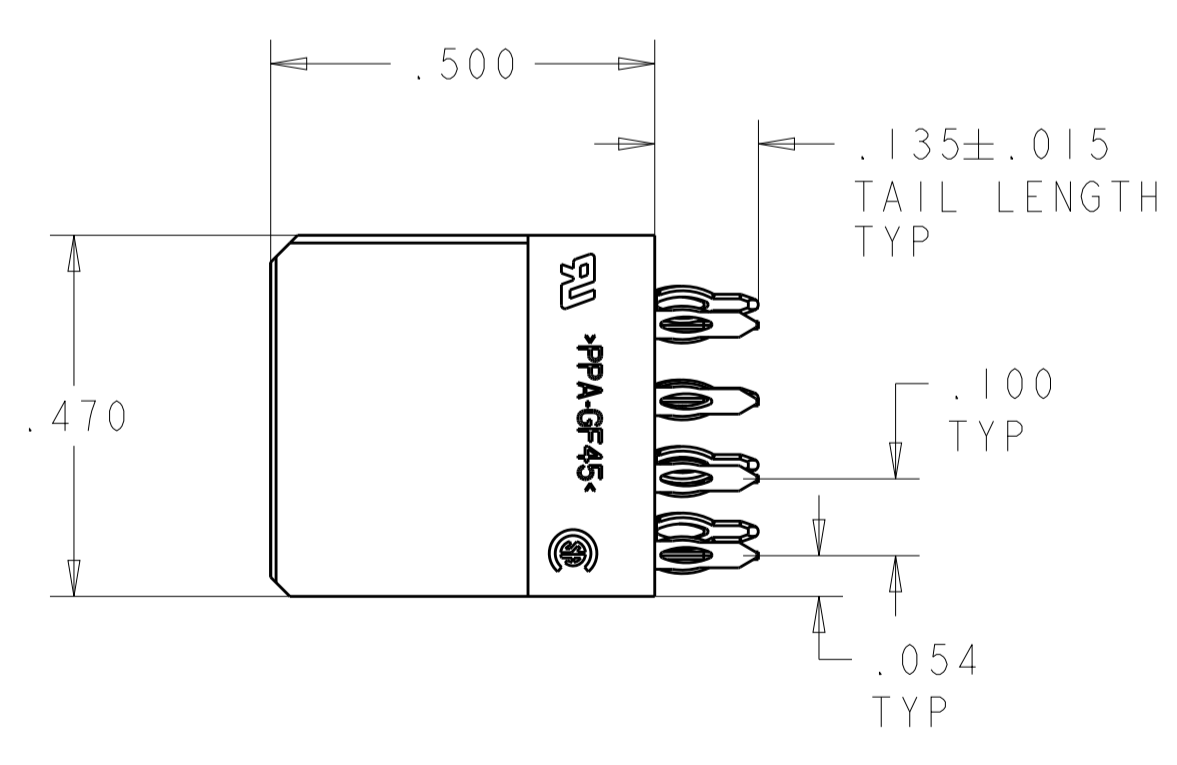
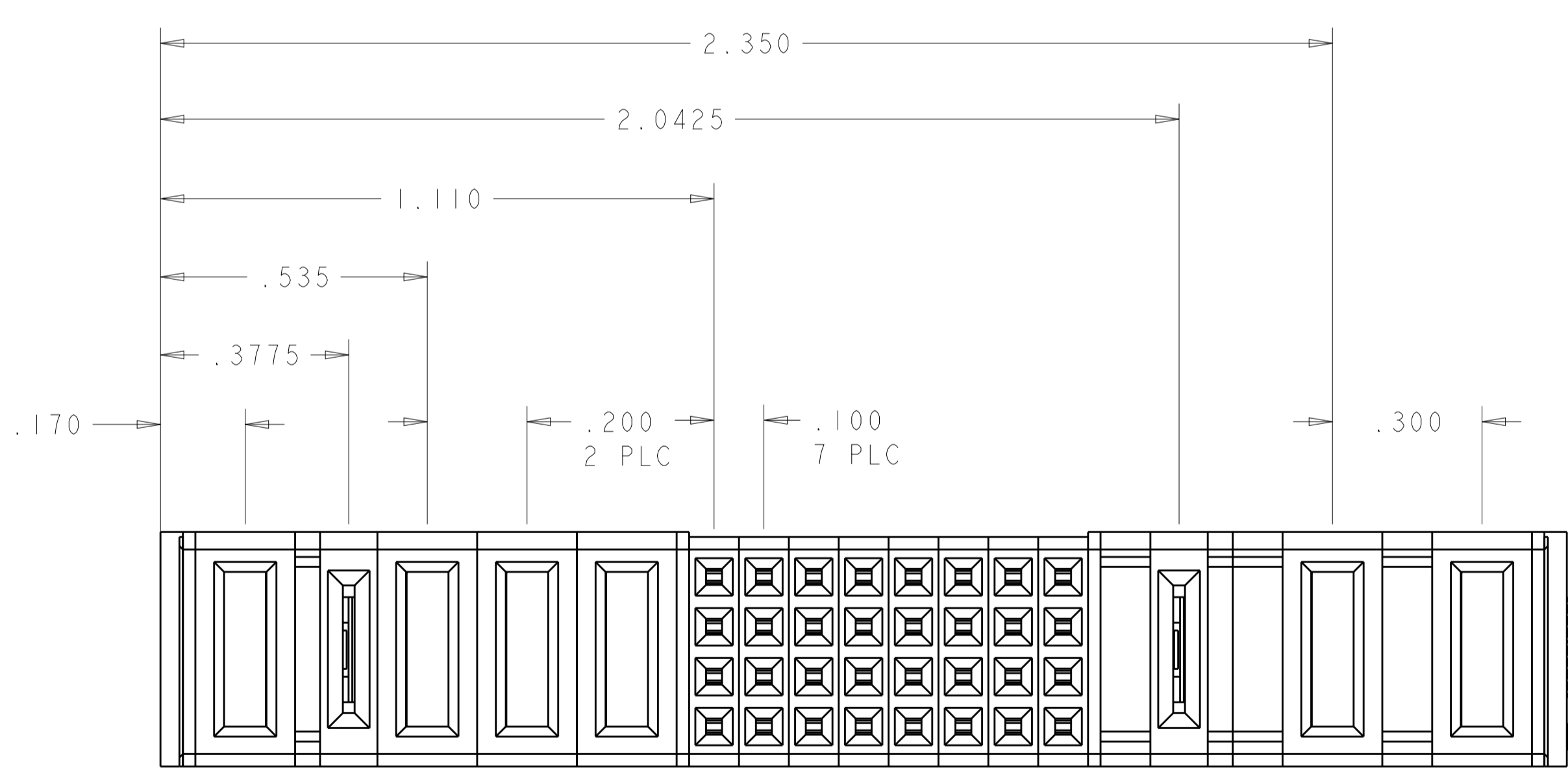


REVISIONS				
P.	LTN	DESCRIPTION	DATE	APVD
3		REVISED	28SEP2014	CZ SZ



- 1 "AMP", PART NUMBER AND DATE CODE TO BE MARKED IN AREA SHOWN PARTS UNDER 2.00 LONG MAY BE MARKED ON BOTH SIDES
- 2 MATERIAL: HOUSING - GLASS FILLED HIGH TEMP THERMO PLASTIC, UL94 V-0
 SIGNAL CONTACT - HIGH CONDUCTIVITY COPPER ALLOY
 POWER CONTACT - HIGH CONDUCTIVITY COPPER ALLOY
- 3 CONTACT PLATING: SIGNAL CONTACTS - .000050 MIN Ni UNDER ALL
 .000030 MIN Au ON CONTACT AREA
 .000100 MIN Sn AT PCB INTERFACE
 POWER CONTACTS - .000050 MIN Ni UNDER ALL
 .000030 MIN Au ON CONTACT AREA
 .000100 MIN Sn AT PCB INTERFACE
- 4 MECHANICAL CONNECTOR KEEP OUT ZONE
- 5 DATUM AND BASIC DIMENSIONS ESTABLISHED BY CUSTOMER
- 6 PCB - ALL HOLE DIAMETERS ARE FINISHED HOLE SIZES
- 7 PCB - $0.0453 \pm .0010$ DRILLED HOLES PLATED WITH .0003 MIN Sn
 OVER .001 TO .003 Cu PLATING TO ACHIEVE A $.040 \pm .003$ HOLE



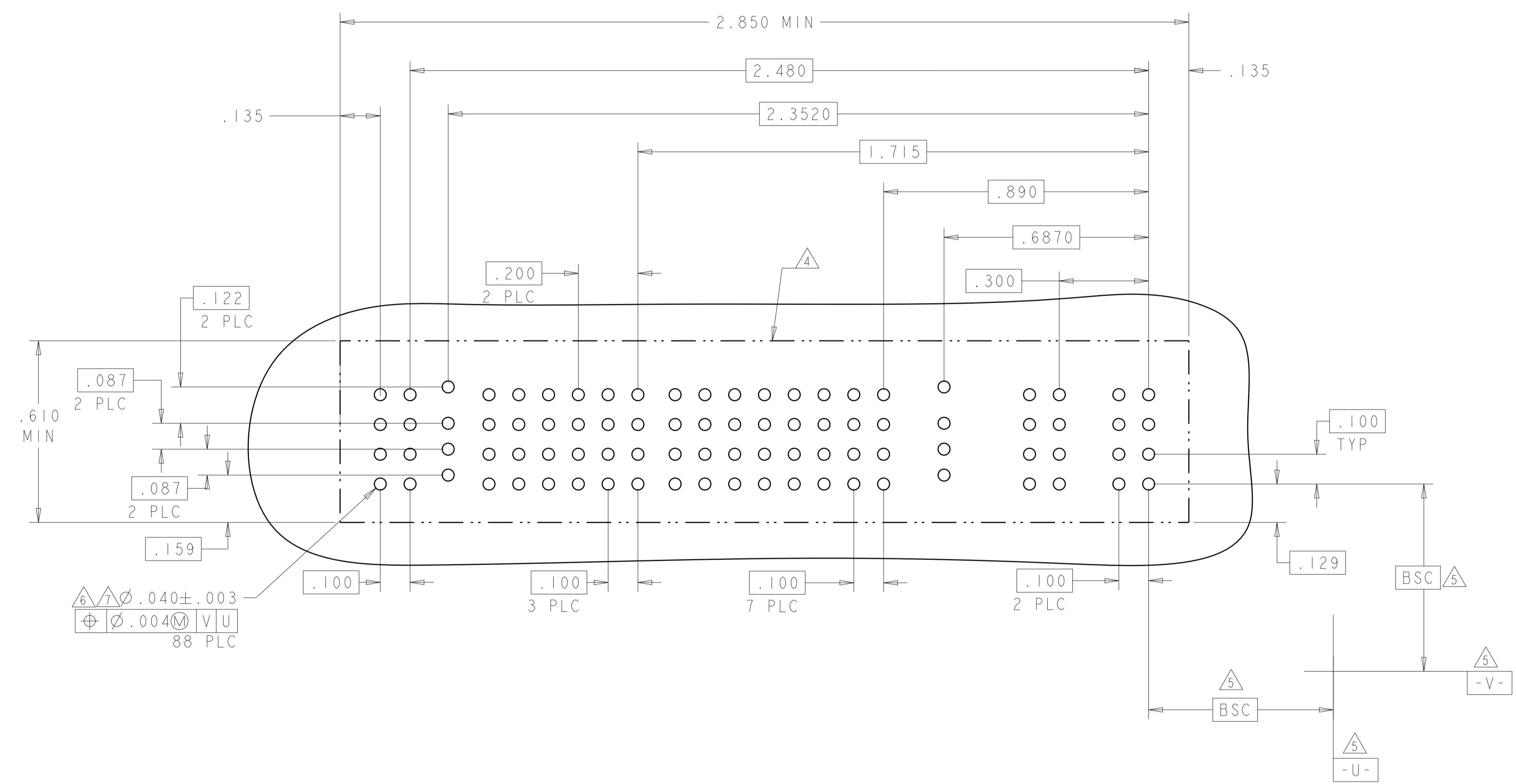
2ACP + 1LP + 32S + 3HDP + 1LP + 1P	I-6450869-4
DESCRIPTION	PART NUMBER

THIS DRAWING IS A CONTROLLED DOCUMENT.		OWN: J. LEE 28JUL2010	TE Connectivity	
DIMENSIONS: INCHES		CHK: S. ZHAO 28JUL2010	APVD: C. WANG	
TOLERANCES UNLESS OTHERWISE SPECIFIED:		PRODUCT SPEC	NAME: VER RECEP ASSEMBLY, W/ LP CONTACTS WITHOUT GUIDES, PRESS FIT MULTI-BEAM XLE	
0 PLC ±.01		APPLICATION SPEC	SIZE: A1	
1 PLC ±.01		108-2292	CAGE CODE: -	
2 PLC ±.005		114-13251	DRAWING NO: -	
3 PLC ±.005		WEIGHT: -	RESTRICTED TO: -	
4 PLC ±.0020		CUSTOMER DRAWING	SCALE: N/A	
ANGLES: ±.7°		FINISH: -	SHEET 1 OF 2	
MATERIAL: -		FINISH: -	REV 3	

REVISIONS				
P.	LTN	DESCRIPTION	DATE	APVD
-	-	SEE SHEET 1	-	-

PART NUMBER	ROWS	POWER					SIGNAL								POWER		
		P6	LP2	P5	P4	P3	8	7	6	5	4	3	2	1	LP1	P2	P1
1-6450869-4	D						AP	AP	AP	AP	AP	AP	AP	AP			
	C	GS	LSI	GS	GS	GS	AP	AP	AP	AP	AP	AP	AP	LSI	GS	GS	
	B						AP	AP	AP	AP	AP	AP	AP				
	A						AP	AP	AP	AP	AP	AP	AP				

2ACP + 1LP + 32S + 3HDP + 1LP + 1P



HD	HOLD DOWN
LSI	LOW POWER PRESS FIT CONTACTS .135 TAIL LENGTH
GS	STD POWER PRESS FIT CONTACT .135 TAIL LENGTH
AP	SIGNAL PRESS FIT CONTACT .135 TAIL LENGTH
CODE	TAIL LENGTH

CONTACT TABLE

THIS DRAWING IS A CONTROLLED DOCUMENT.		DWN	28JUL2010	TE Connectivity
DIMENSIONS: INCHES		CHK	28JUL2010	
TOLERANCES UNLESS OTHERWISE SPECIFIED:		APVD		NAME: VER RECEP ASSEMBLY, W/ LP CONTACTS WITHOUT GUIDES, PRESS FIT MULTI-BEAM XLE PRODUCT SPEC: 108-2292 APPLICATION SPEC: 114-13251 WEIGHT: - CUSTOMER DRAWING
0 PLC ±. 1 PLC ±.01 2 PLC ±.01 3 PLC ±.005 4 PLC ±.0020 ANGLES ±.020		NAME	C. WANG	
MATERIAL		SIZE	A1	
FINISH		CAGE CODE	1-6450869-4	
		DRAWING NO	114-13251	RESTRICTED TO
		SCALE	N/A	SHEET 2 OF 2
		REV	3	

X-ON Electronics

Largest Supplier of Electrical and Electronic Components

Click to view similar products for [Power to the Board](#) category:

Click to view products by [TE Connectivity](#) manufacturer:

Other Similar products are found below :

[6450171-4](#) [6450552-7](#) [6600323-8](#) [6643429-1](#) [6646040-2](#) [6651939-1](#) [6766604-1](#) [120959-1](#) [1393557-2](#) [1393532-2](#) [1393532-3](#) [1393532-4](#)
[1393557-1](#) [1600812-5](#) [1-6450861-2](#) [1744132-7](#) [1761122-1](#) [1766250-1](#) [1892109-1](#) [2-6450860-5](#) [2-6450870-0](#) [1-6450161-4](#) [1-6450850-6](#) [1-](#)
[6450869-6](#) [1645526-2](#) [1-6600130-0](#) [2005243-2](#) [377-0020-11130](#) [TE34-12-16P-F0](#) [51700-10201602AALF](#) [5-6450830-6](#) [5646956-4](#) [377-](#)
[0080-11131A](#) [4-6450830-9](#) [4-6600333-3](#) [10125416-4050LF](#) [10130248-005LF](#) [6600320-3](#) [3-6450860-5](#) [1888123-2](#) [6450166-1](#) [6643978-1](#)
[6766605-1](#) [701-15-02109](#) [N11444](#) [6651938-1](#) [6450810-7](#) [46437-1112](#) [1-1589677-8](#) [5646956-5](#)