

4

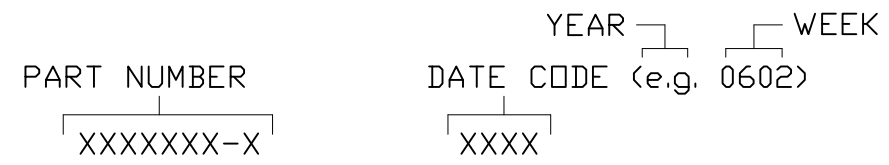
3

2

1

| REVISIONS | | | |
|-----------|-----|---------------------------|---------|
| EC | REV | DESCRIPTION | DATE |
| | A1 | REVISED PER ECO-11-005140 | 28MAR11 |

- 7. CONTACTS PURCHASED SEPARATELY.
- 6. ELCON EQUIVALENT SERIES 298-09-01100.
- 5. ITEMS PROVIDED TO THIS SPECIFICATION TO BE PERMANENTLY IDENTIFIED PER THE FOLLOWING IDENTIFIER:



4 A REFERENCE DIMENSION (X.XX) IS WITHOUT TOLERANCE AND USED FOR INFORMATION ONLY.

3. FINISHES:
RETENTION CLIPS: BRITE DIP PICKLED PER INDUSTRY STANDARDS.

2. MATERIALS:
INSULATORS: THERMOPLASTIC, GLASS REINFORCED, UL94V-0 FLAMMABILITY RATED, COLOR-BLACK.
RETENTION CLIPS: COPPER OR STAINLESS STEEL.

1. PART NUMBER CHANGES AND OR DESIGN CHANGES AFFECTING ITEM INTERCHANGEABILITY REQUIRE PRIOR TE CONNECTIVITY APPROVAL AND AUTHORIZATION BY REVISION TO THIS DRAWING.

NOTES: UNLESS OTHERWISE SPECIFIED

| |
|-------------|
| PART NUMBER |
| 1648207-1 |

| | | | | |
|--|---------------------------|----------------|--|--------------------------|
| <p>THIRD ANGLE PROJECTION</p> <p>UNLESS OTHERWISE SPECIFIED DIMENSIONS ARE IN INCHES (METRIC)</p> <p>TOLERANCES</p> <p>ANGLES ± .5°</p> <p>DECIMALS</p> <p>.XXX ± .010 (.25)</p> <p>.XX ± .02 (.3)</p> | DRAWN R. F. A. | DATE 3/2/06 | <p>TE Connectivity</p> <p>TITLE</p> <p>CONNECTOR, SOCKET SIZE #16, #20, #16 CONFIG. LOWER DRAWER</p> | |
| | CHECKED | | | SIZE B |
| | APPROVED S. FLICKINGER | 3/3/06 | | DWG NUMBER C= 1648207 |
| | APPROVED DCA APPROVED | | | REV. A1 |
| ACAD FILE NUMBER | | C1648207A.DWG | DWG SCALE 1=1 SH 1 OF 2 | |

4

3

2

1

4

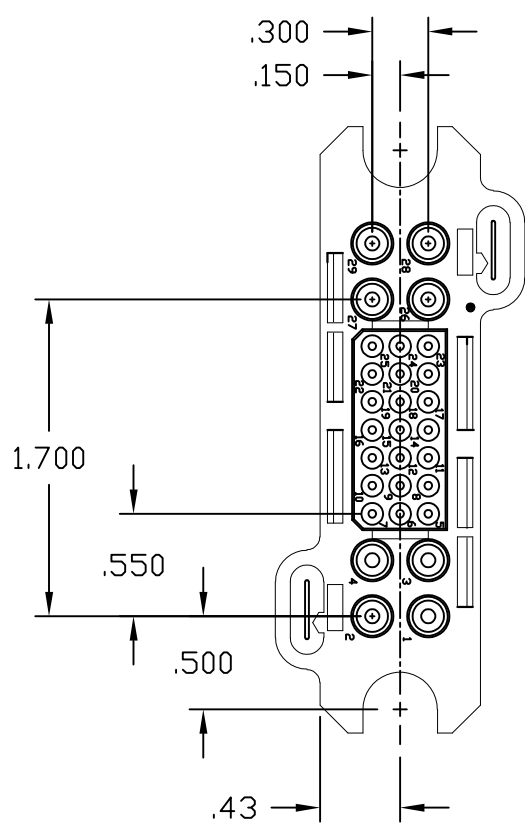
3

2

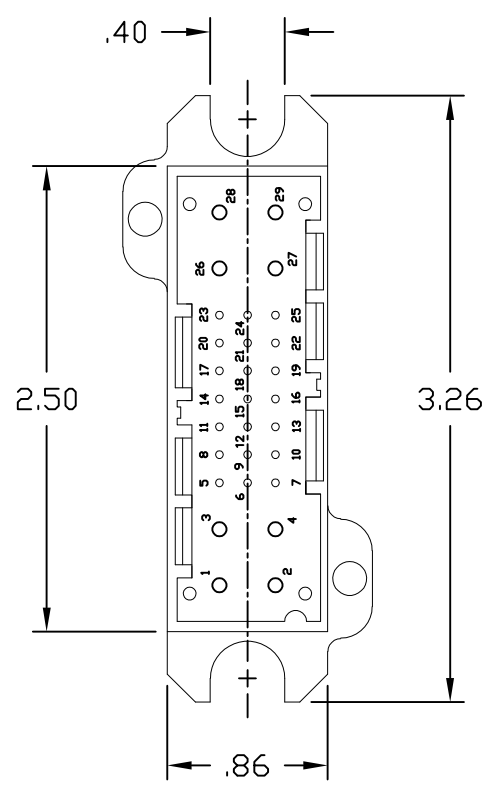
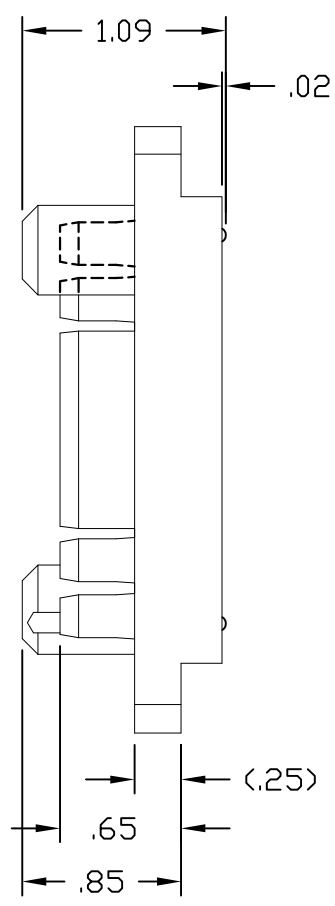
1

REVISIONS

| EC | REV | DESCRIPTION | DATE |
|----|-----|-------------|------|
| | | SEE SHEET 1 | |



FRONT VIEW



REAR VIEW

| | | | | | |
|---|------------------------------|---------------------------|---|-------------------------------------|-----------------------|
| <p>INCH OR INCH (MM)</p> <p>THIRD ANGLE PROJECTION</p> <p>UNLESS OTHERWISE SPECIFIED DIMENSIONS ARE IN INCHES (METRIC)</p> <p>TOLERANCES</p> <p>ANGLES ± .5°</p> <p>DECIMALS</p> <p>.XXX ± .010 (.25)</p> <p>.XX ± .02 (.3)</p> | <p>DRAWN</p> <p>R. F. A.</p> | <p>DATE</p> <p>3/2/06</p> | <p>TE TE Connectivity</p> | | |
| | <p>CHECKED</p> | | <p>TITLE</p> <p>CONNECTOR, SOCKET</p> <p>SIZE #16, #20, #16 CONFIG.</p> <p>LOWER DRAWER</p> | | |
| | <p>APPROVED</p> | | <p>APPROVED</p> <p>S. FLICKINGER</p> | <p>DATE</p> <p>3/3/06</p> | <p>SIZE</p> <p>B</p> |
| | <p>DCA APPROVED</p> | | <p>ACAD FILE NUMBER</p> <p>C1648207A.DWG</p> | <p>DWG NUMBER</p> <p>C= 1648207</p> | <p>REV.</p> <p>A1</p> |
| | | | <p>DWG SCALE</p> <p>1=1</p> | <p>SH</p> <p>2 OF 2</p> | |

4

3

2

1

X-ON Electronics

Largest Supplier of Electrical and Electronic Components

Click to view similar products for [Heavy Duty Power Connectors](#) category:

Click to view products by [TE Connectivity](#) manufacturer:

Other Similar products are found below :

[647757-1](#) [6643411-1](#) [6646058-2](#) [6646137-1](#) [6646138-1](#) [6646479-1](#) [6646608-1](#) [6646786-1](#) [6646940-1](#) [6651091-1](#) [6651525-1](#) [6651529-1](#)
[6651788-1](#) [696475-1](#) [702-32-01109](#) [703-25-02205](#) [73000005059](#) [73000005642](#) [73080255059](#) [73080965046](#) [765-15-0080A](#) [765-16-0080B](#)
[765-18-0080D](#) [829992-1](#) [902-77-02113](#) [PS00/A0620/6300](#) [PS25/A0420/63](#) [129-1J](#) [1409400](#) [AN0024023](#) [E6374G1](#) [e6389g2](#) [157-43GW8](#)
[MS3117-14AC](#) [1643543-1](#) [1650540-1](#) [1651811-2](#) [1766260-1](#) [1766282-1](#) [1766966-1](#) [1791340000](#) [NLDFT-3-BL-L-S120-M40A](#) [NLDFT-N-](#)
[W-L-C240-M40B](#) [NLS-2-R-C240-M40B](#) [NLS-N-W-C240-M40B](#) [NPS-3-BL-T6](#) [1986615-1](#) [2-1589900-8](#) [2199314-1](#) [KA8102](#)