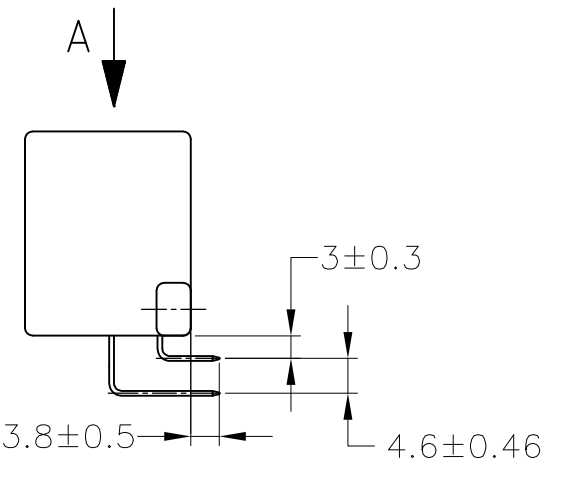
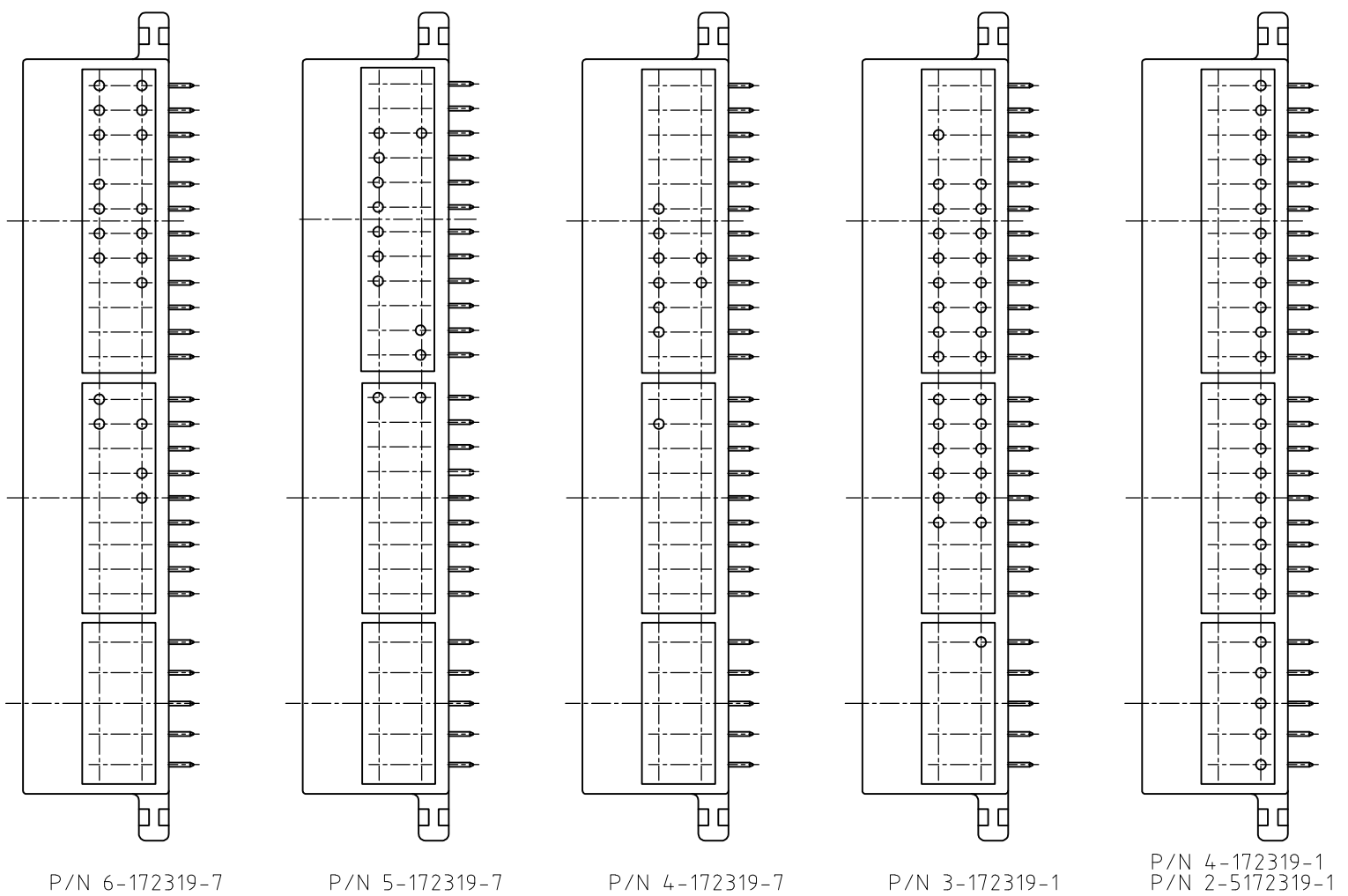
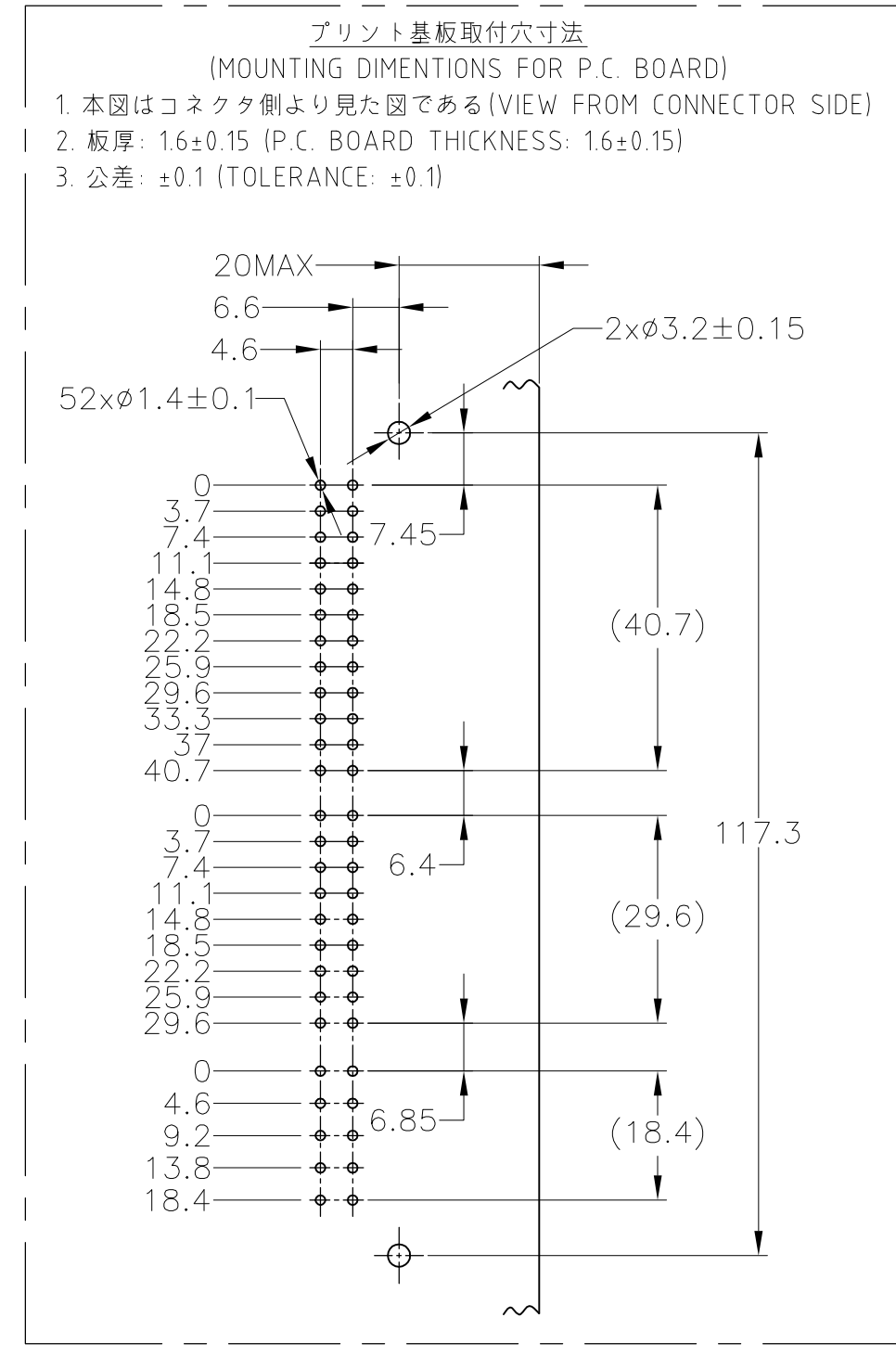
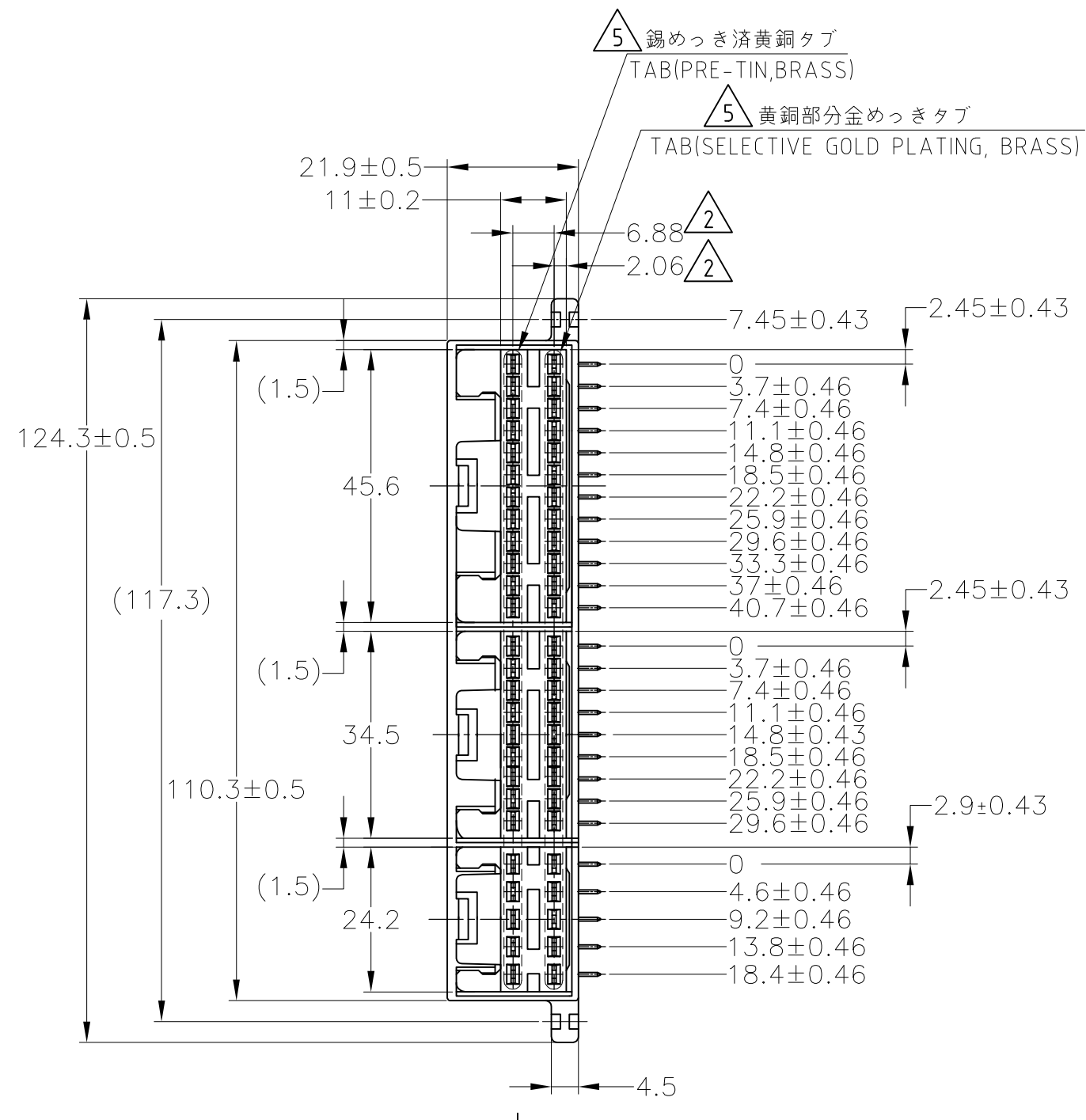
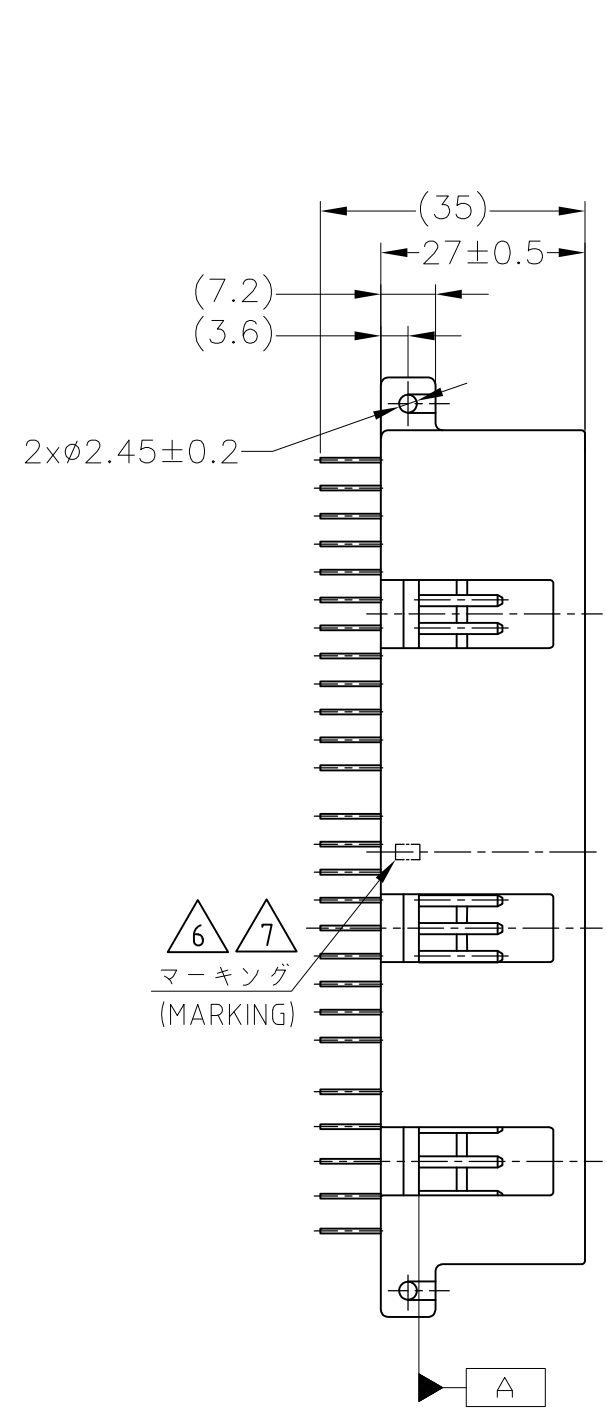


REVISIONS					
P	LTR	DESCRIPTION	DATE	DWN	APVD
K5	OBSOLETE 2--1	変更 ECR-16-003021	16SUG16	KF	HY



- THE MATING COUNTERPART P/N: 10Pos 172315, 18Pos 172316, 24Pos 172317
  - TO BE MEASURED WITHIN 2mm FROM [A]
  - SELECTIVE GOLD PLATED (CONTACT AREA) TIN LEAD PLATED (SOLDERING AREA) OVER NICKEL PLATED
  - SOLDERING AFTER MOUNTING P.C. BOARD SECURE BY USING M3, PAN HEAD TAPPING SCREW
  - APPLICABLE PART NUMBERS; 2-172319-1, -7
  - INDICATED PREFIX AND SUFFIX OF PRODUCT P/N BY HOT STAMP (APPLICABLE P/N 5-172319-7)
  - CHARACTERS MUST BE CLEAR AND LEGIBLE
- 1 嵌合する相手ハウジング型番; 10極 172315 18極 172316 24極 172317  
 2 [A] 面より2mmの範囲で測定のこと  
 3 全面ニッケルメッキ上に部分メッキ(嵌合部)及び半田メッキ(半田付部)  
 4. プリント基板への取付けは M3のタッピングネジ(JIS B1115 1種)で締付けた後半田付けをする  
 5 2-172319-1, -7のみに適用  
 6 製品型番のプリフィックスをカラーホットマーキングにより表示する(適用型番5-172319-7)  
 7 文字は明瞭であること

SELECTIVE TIN (MATTE)	SELECTIVE GOLD × 26	YELLOW 黄色	2-5172319-1
PRE-TIN × 26	PRE-TIN × 26	YELLOW 黄色	1-5172319-7
SELECTIVE TIN (MATTE)	SELECTIVE GOLD × 52	GRAY 灰色	1-5172319-6
SELECTIVE TIN (MATTE)	SELECTIVE GOLD × 52	GRAY 灰色	1-5172319-6
OBSOLETE	TIN-LEAD × 52	YELLOW 黄色	8-172319-7
OBSOLETE	TIN-LEAD SELECTIVE GOLD × 19	YELLOW 黄色	6-172319-7
OBSOLETE	TIN-LEAD PRE-TIN × 33	YELLOW 黄色	6-172319-7
OBSOLETE	TIN-LEAD SELECTIVE GOLD × 12	YELLOW 黄色	6-172319-7
OBSOLETE	TIN-LEAD PRE-TIN × 40	YELLOW 黄色	6-172319-7
OBSOLETE	TIN-LEAD SELECTIVE GOLD × 9	YELLOW 黄色	4-172319-7
OBSOLETE	TIN-LEAD PRE-TIN × 43	YELLOW 黄色	4-172319-7
OBSOLETE	TIN-LEAD SELECTIVE GOLD × 26	NATURAL 自然色	4-172319-1
OBSOLETE	TIN-LEAD SELECTIVE GOLD × 30	NATURAL 自然色	3-172319-1
OBSOLETE	TIN-LEAD PRE-TIN × 22	NATURAL 自然色	3-172319-1
OBSOLETE	TIN-LEAD SELECTIVE GOLD × 26	NATURAL 自然色	2-172319-7
OBSOLETE	TIN-LEAD PRE-TIN × 26	YELLOW 黄色	2-172319-1
OBSOLETE	TIN-LEAD SELECTIVE GOLD × 26	YELLOW 黄色	1-172319-7
OBSOLETE	TIN-LEAD SELECTIVE GOLD × 52	GRAY 灰色	1-172319-6
OBSOLETE	PRE-TIN × 52	YELLOW 黄色	172319-7
OBSOLETE	PRE-TIN × 52	NATURAL 自然色	172319-1
SOLDERING SIDE 半田付け部	CONTACT SIDE 接触部前	COLOR 色	PART NUMBER 製品型番
CONTACT FINISH コネクタ仕上			

A方向から見た金めっき配置図 (LAYOUT OF GOLD PLATING CONTACT VIEW FROM "A" DIRECTION) GOLD PLATING CONTACT (金めっき品)

TOLERANCES UNLESS OTHERWISE SPECIFIED: 一般公差

10±	±0.2
30±	±0.25
100±	±0.3
ANGLE	3°

THIS DRAWING IS A CONTROLLED DOCUMENT. DWN S.FUJITA 04AUG08  
 CHK T.SHINOHARA 04AUG08  
 APVD K.BETSUI 04AUG08

TE Connectivity

52POSITION CAP HOUSING ASSY PULSE LOCK CONNECTOR

NAME 名称: 52POSITION CAP HOUSING ASSY PULSE LOCK CONNECTOR

SIZE A2 CAGE CODE 00779 DRAWING NO. 番号 C=172319 RESTRICTED TO

WEIGHT 41.5 g SCALE 1:1 SHEET 1 of 1 REV K5

APPLICATION SPEC 取付適用規格

MATERIAL 材料 PBT FINISH 仕上

PRODUCT SPEC 製品規格

CUSTOMER DRAWING

## X-ON Electronics

Largest Supplier of Electrical and Electronic Components

*Click to view similar products for [Automotive Connectors](#) category:*

*Click to view products by [TE Connectivity](#) manufacturer:*

Other Similar products are found below :

[003-018-000](#) [60403001](#) [60993906-B](#) [M902-2131](#) [M902-2161](#) [M902-2344](#) [72.330.1035.1](#) [73.353.4028.0](#) [F119300-B](#) [F166900](#) [F258300-B](#)  
[F358300-B](#) [F407400](#) [F444110](#) [F487000](#) [F509500B-B](#) [827153-1](#) [8N1515-32-24P](#) [9-1326729-8](#) [925474-1](#) [928905-1](#) [964562-4](#) [968782-1](#)  
[GT17SA-8DS-HU](#) [98891-1012](#) [98947-1016](#) [12004147](#) [12004475-L](#) [12010290](#) [12010309-B](#) [12015454](#) [12020219-B](#) [12041318-B](#) [12052225-](#)  
[L](#) [12052466](#) [12064869](#) [12004327-B](#) [12015308](#) [12015384](#) [12015909](#) [1-21030-1](#) [12041254](#) [12041318](#) [12047946-B](#) [12047957](#) [12047957-L](#)  
[12059473](#) [12066261](#) [12110546](#) [12110546-B](#)