

4

3

2

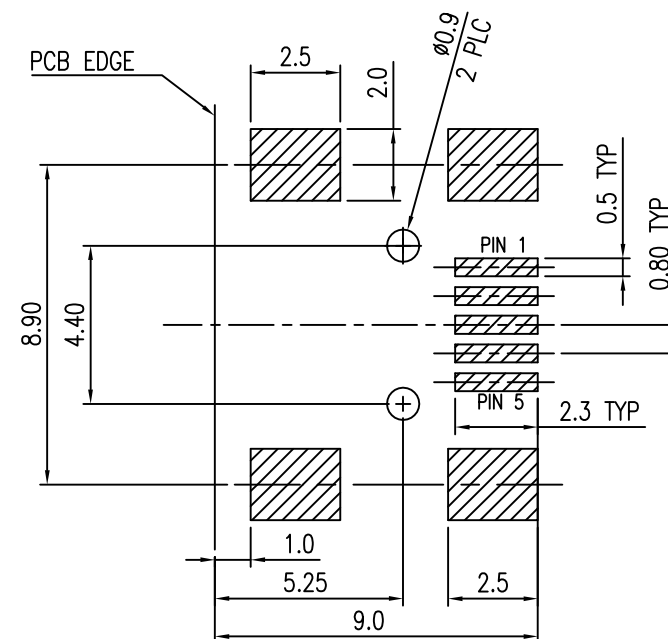
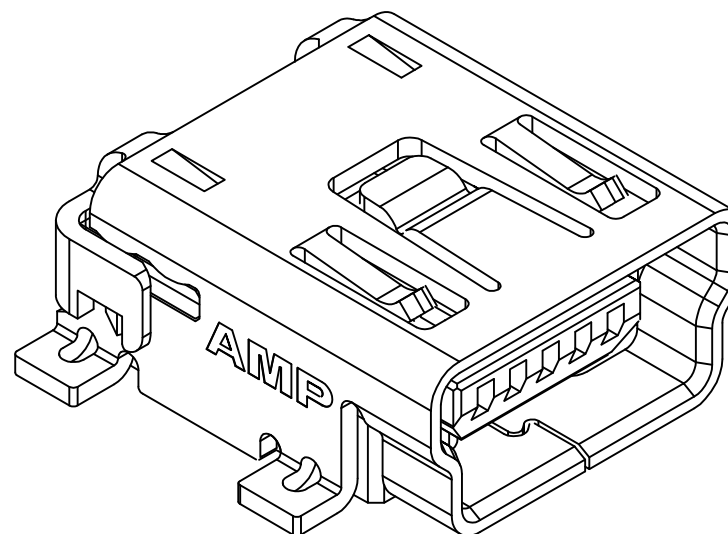
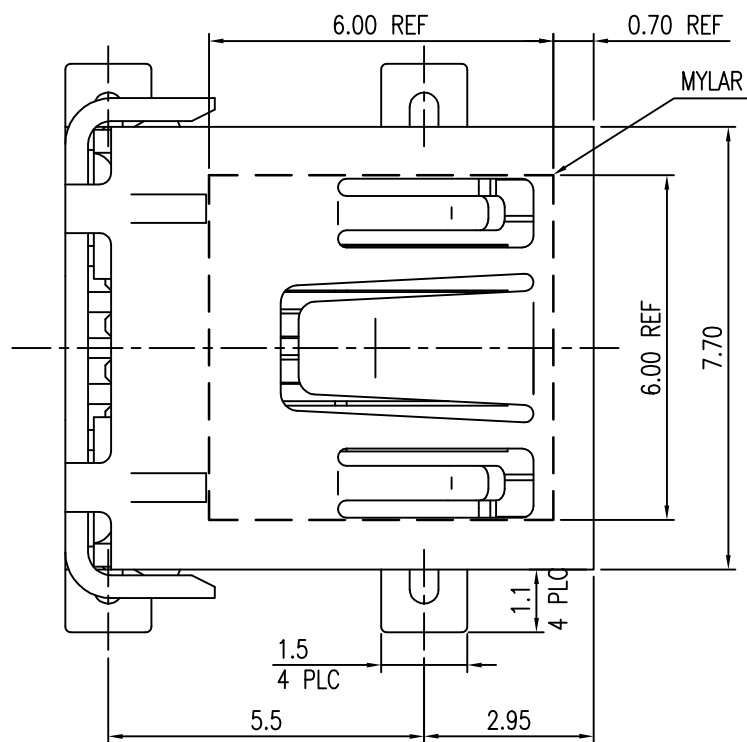
1

THIS DRAWING IS UNPUBLISHED.

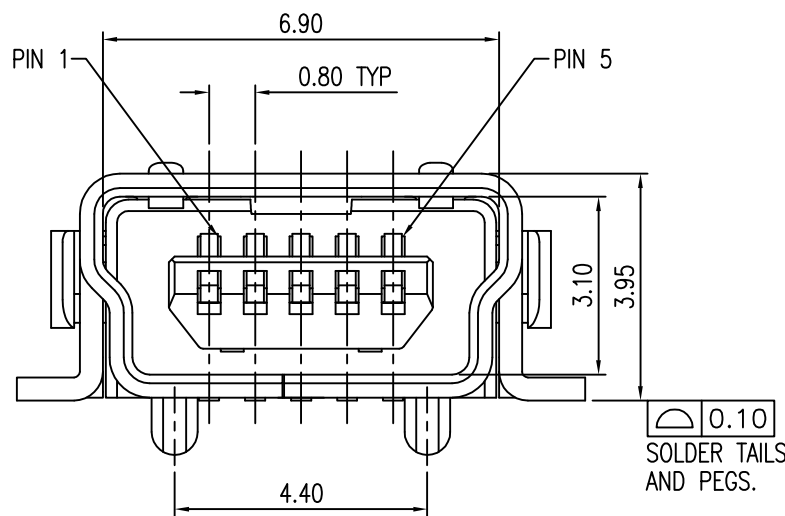
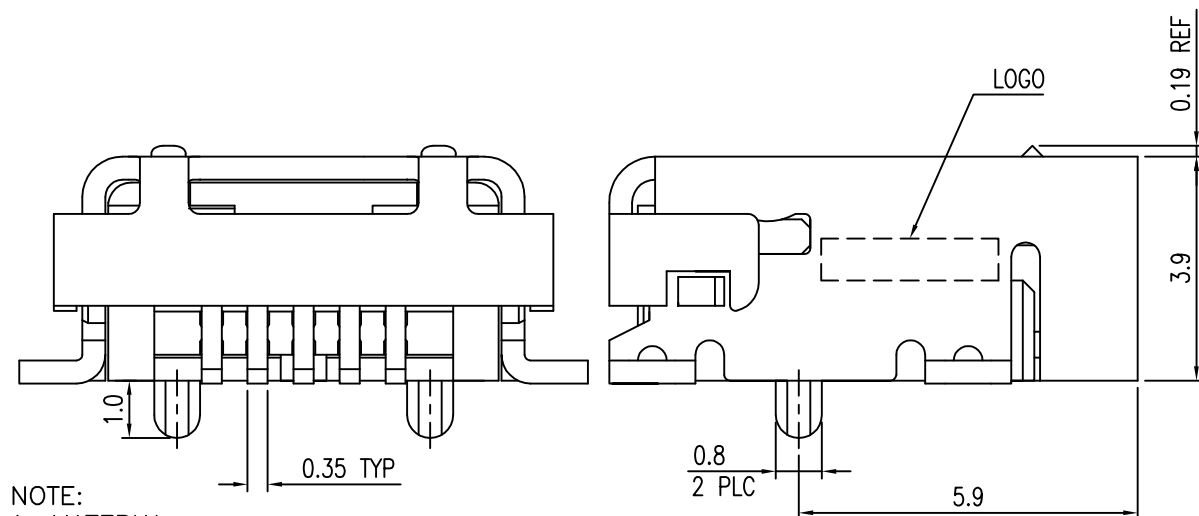
RELEASED FOR PUBLICATION

© COPYRIGHT BY TYCO ELECTRONICS CORPORATION. ALL RIGHTS RESERVED.

LOC	DIST	REVISIONS					
DW	-	P	LTR	DESCRIPTION	DATE	DWN	APVD
		F		REVISED SHELL MATERIAL	18MAY16	BL	J.L



RECOMMENDED PCB LAYOUT (MOUNTING SIDE)
THICKNESS 1.57mm (TOLERANCE: ±0.05)



- NOTE:
- MATERIAL:
HOUSING: PA9T WITH 33% GF, UL 94V-0, COLOR: SEE TABLE.
CONTACTS: PHOSPHOR BRONZE.
SHELL: SUS304, THICKNESS=0.40MM.
MYLAR: POLYAMIDE FILM.
 - FINISH:
CONTACTS: GOLD FLASH OVER
0.762µm [30µ"] MIN. PALLADIUM-NICKEL PLATED ON CONTACT AREA,
 - ▲ 2.54µm [100µ"] MIN. MATTE-TIN ON SOLDER TAIL,
 - △ 2.54µm [100µ"] MIN. MATTE-TIN ON SOLDER TAIL,
 - △ 3.05µm [120µ"] MIN. MATTE-TIN ON SOLDER TAIL,
WITH ENTIRE CONTACT UNDERPLATED 1.27µm [50µ"] MIN. NICKEL.
SHELL: ▲ & △ 1.27µm [50µ"] MIN. NICKEL PLATED OVERALL.
△ 0.76µm [30µ"] MIN. MATTE-TIN OVER 1.27µm [50µ"] MIN. NICKEL.
 - NO DATECODE ON PRODUCT SURFACE.
 - REFLOW SOLDER CAPABLE TO 260°C PER TE TEST SPEC. 109-201, CONDITION B.

▲	BLACK	W/O	W/O	TAPE REEL	W/	3-1734035-2	
	BLACK	W/	W/O	TAPE REEL	W/	2-1734035-4	
△	BLACK	W/O	W/	TAPE REEL	W/	2-1734035-3	
	BLACK	W/O	W/	TAPE REEL	W/	2-1734035-2	
	BLACK	W/O	N/A	TRAY	W/	2-1734035-1	
▲	NATURAL	W/	W/O	TAPE REEL	W/	1734035-5	
	BLACK	W/	W/O	TAPE REEL	W/	1734035-4	
	BLACK	W/O	W/	TAPE REEL	W/	1734035-3	
	BLACK	W/O	W/O	TAPE REEL	W/	1734035-2	
	BLACK	W/O	N/A	TRAY	W/	1734035-1	
	PLATED	HOUSING COLOR	MYLAR	LONG CARRIER & COVER TAPE	PACKAGE	POST	PART NUMBER

THIS DRAWING IS A CONTROLLED DOCUMENT.		DWN	O. HU	21DEC2007	 TE Connectivity											
DIMENSIONS: MM		CHK	S. HOU	21DEC2007												
TOLERANCES UNLESS OTHERWISE SPECIFIED:		APVD	W. KODAMA	21DEC2007												
<table border="1"> <tr><td>0 PLC</td><td>± 0.38</td></tr> <tr><td>1 PLC</td><td>± 0.25</td></tr> <tr><td>2 PLC</td><td>± 0.13</td></tr> <tr><td>3 PLC</td><td>± 0.05</td></tr> <tr><td>4 PLC</td><td>± -</td></tr> <tr><td>ANGLES</td><td>± 3'</td></tr> </table>		0 PLC	± 0.38	1 PLC		± 0.25	2 PLC	± 0.13	3 PLC	± 0.05	4 PLC	± -	ANGLES	± 3'	NAME	
0 PLC	± 0.38															
1 PLC	± 0.25															
2 PLC	± 0.13															
3 PLC	± 0.05															
4 PLC	± -															
ANGLES	± 3'															
MATERIAL: SEE NOTE		FINISH: SEE NOTE		PRODUCT SPEC: 108-57062 QUALIFICATION TEST REPORT: 501-57070 WEIGHT: --												
		CUSTOMER DRAWING		SIZE: A3	CAGE CODE: 00779	DRAWING NO: C=1734035	RESTRICTED TO: -									
				SCALE: -	SHEET: 1 of 4	REV: F										

4

3

2

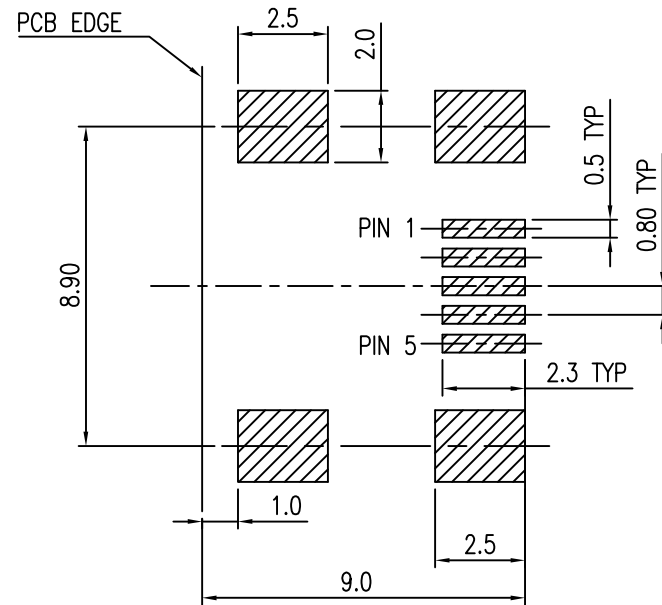
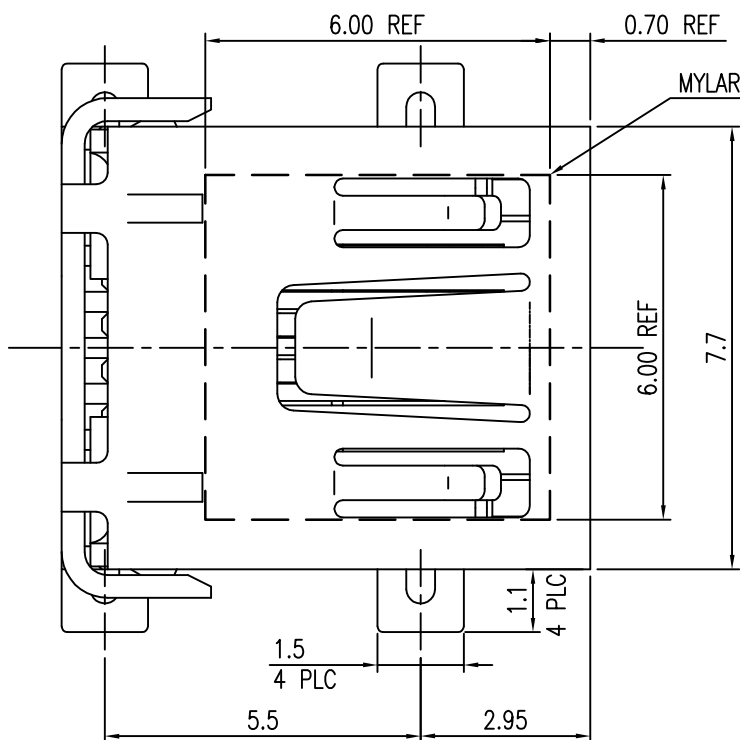
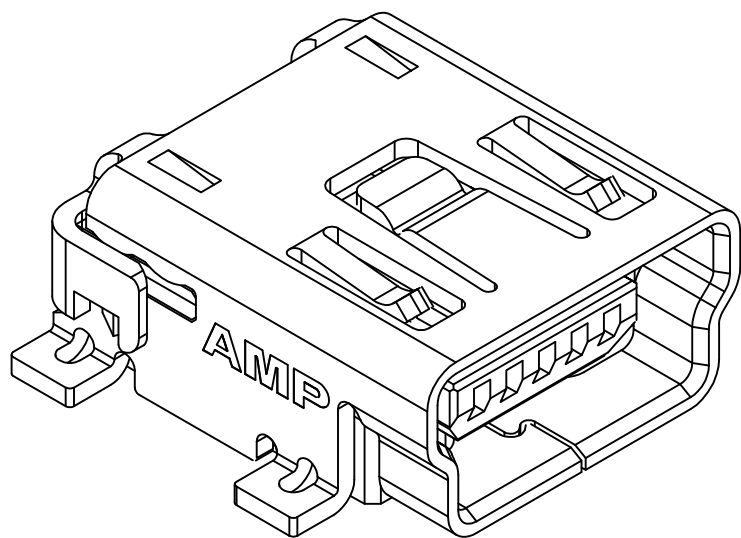
1

THIS DRAWING IS UNPUBLISHED.

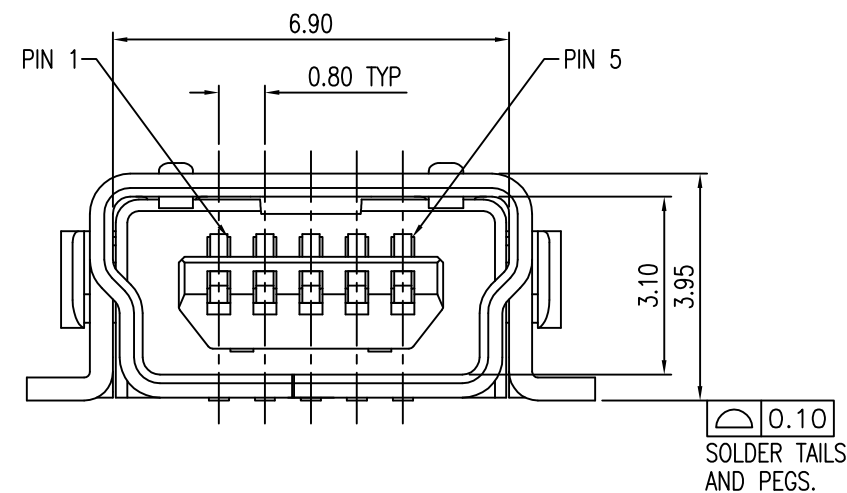
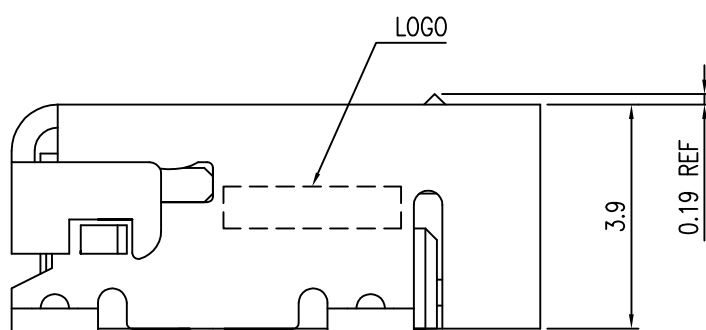
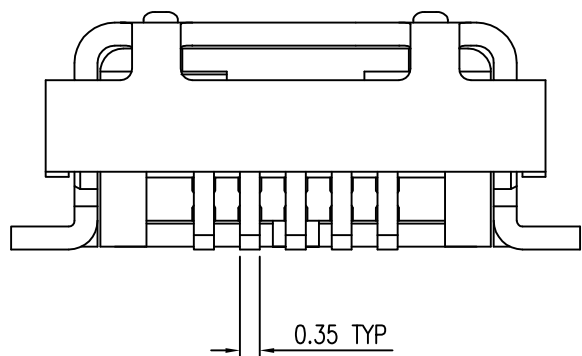
RELEASED FOR PUBLICATION

© COPYRIGHT BY TYCO ELECTRONICS CORPORATION. ALL RIGHTS RESERVED.

LOC	DIST	REVISIONS				
P	LTR	DESCRIPTION	DATE	DWN	APVD	
DW	-	SEE SHEET 1.				



RECOMMENDED PCB LAYOUT (MOUNTING SIDE)
THICKNESS 1.57mm (TOLERANCE:±0.05)



NOTE:

- MATERIAL:
HOUSING: PA9T WITH 33% GF, UL 94V-0, BLACK COLOR.
CONTACTS: PHOSPHOR BRONZE.
SHELL: SUS304, THICKNESS=0.40MM.
MYLAR: POLYAMIDE FILM.
- FINISH:
CONTACTS: GOLD FLASH OVER
0.762µm [30µ"] MIN. PALLADIUM-NICKEL PLATED ON CONTACT AREA,
2.54µm [100µ"] MIN. MATTE-TIN ON SOLDER TAIL, WITH
ENTIRE CONTACT UNDERPLATED 1.27µm [50µ"] MIN. NICKEL.
SHELL: 1.27µm [50µ"] MIN. NICKEL PLATED OVERALL.
- NO DATECODE ON PRODUCT SURFACE.
- REFLOW SOLDER CAPABLE TO 260°C PER TE TEST SPEC.
109-201, CONDITION B.

W/	W/O	TAPE REEL	W/O	4-1734035-2
	W/	TAPE REEL	W/O	1-1734035-3
W/O	W/O	TAPE REEL	W/O	1-1734035-2
	N/A	TRAY	W/O	1-1734035-1
MYLAR	LONG CARRIER & COVER TAPE	PACKAGE	POST	PART NUMBER

THIS DRAWING IS A CONTROLLED DOCUMENT.		DWN															
DIMENSIONS: MM		CHK															
TOLERANCES UNLESS OTHERWISE SPECIFIED:		APVD	NAME														
<table border="1"> <tr><td>0 PLC</td><td>± 0.38</td></tr> <tr><td>1 PLC</td><td>± 0.25</td></tr> <tr><td>2 PLC</td><td>± 0.13</td></tr> <tr><td>3 PLC</td><td>± 0.05</td></tr> <tr><td>4 PLC</td><td>± -</td></tr> <tr><td>ANGLES</td><td>± 3'</td></tr> </table>		0 PLC	± 0.38	1 PLC	± 0.25	2 PLC	± 0.13	3 PLC	± 0.05	4 PLC	± -	ANGLES	± 3'	PRODUCT SPEC	MINI USB, R/A, SMT, B TYPE		
0 PLC	± 0.38																
1 PLC	± 0.25																
2 PLC	± 0.13																
3 PLC	± 0.05																
4 PLC	± -																
ANGLES	± 3'																
MATERIAL		APPLICATION SPEC	SIZE	CAGE CODE	DRAWING NO												
SEE NOTE		WEIGHT	A3	00779	C=1734035												
		CUSTOMER DRAWING	RESTRICTED TO														
		SCALE	SHEET	2 of 4	REV F												

4

3

2

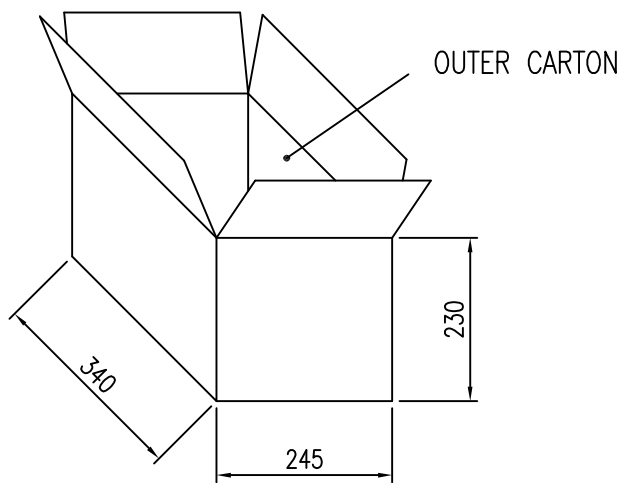
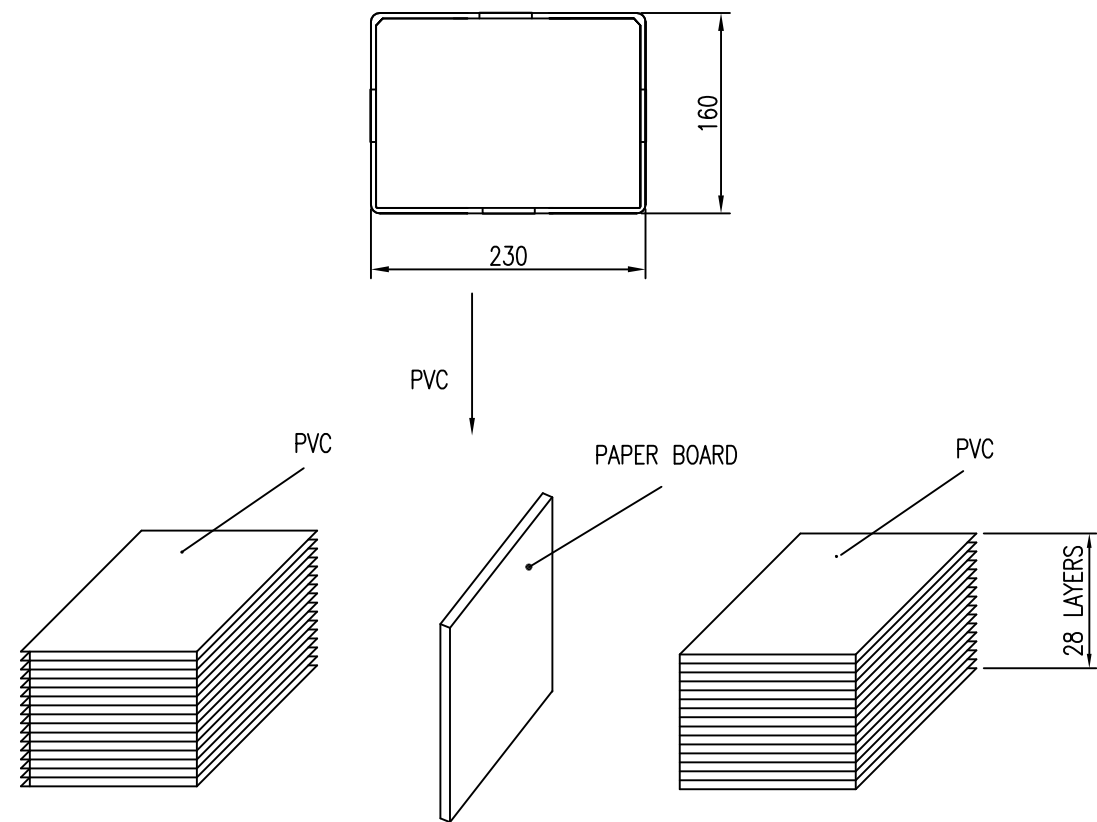
1

THIS DRAWING IS UNPUBLISHED.

RELEASED FOR PUBLICATION

© COPYRIGHT - BY TYCO ELECTRONICS CORPORATION. ALL RIGHTS RESERVED.

LOC	DIST	REVISIONS					
DW	-	P	LTR	DESCRIPTION	DATE	DWN	APVD
				SEE SHEET 1.			



8.25 Kg	5.55 Kg	150	56	8400 PCS	2-1734035-1
					1-1734035-1
					1734035-1
GROSS WEIGHT	NET WEIGHT	PCS/TRAY	TRAYS /CARTON	QUANTITY	PART NUMBER

THIS DRAWING IS A CONTROLLED DOCUMENT.		DWN	STE TE Connectivity		
DIMENSIONS: MM		CHK			
TOLERANCES UNLESS OTHERWISE SPECIFIED:		APVD	NAME		
0 PLC ± -		PRODUCT SPEC	MINI USB, R/A, SMT, B TYPE		
1 PLC ± -		APPLICATION SPEC	SIZE	CAGE CODE	DRAWING NO
2 PLC ± -		WEIGHT	A3	00779	1734035
3 PLC ± -			RESTRICTED TO		
4 PLC ± -			-		
ANGLES ± -			-		
MATERIAL		CUSTOMER DRAWING		SCALE	SHEET
FINISH				-	3 of 4
				REV	F

4

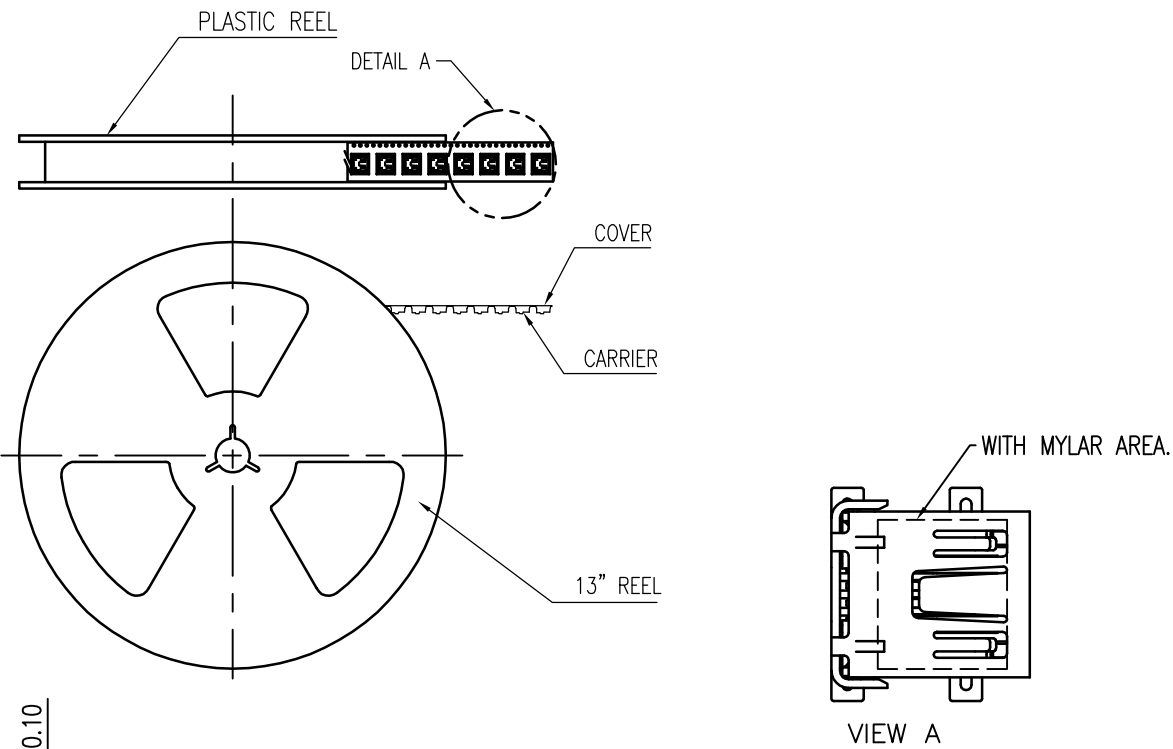
3

2

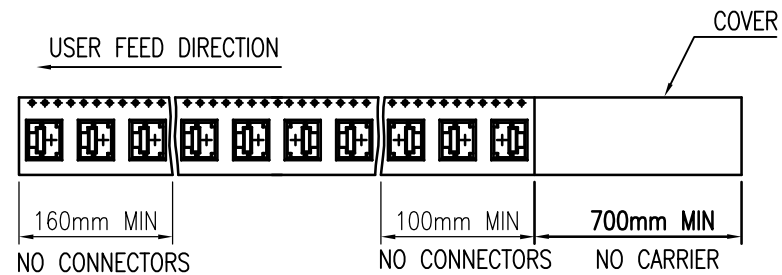
1

THIS DRAWING IS UNPUBLISHED. RELEASED FOR PUBLICATION
 © COPYRIGHT BY TYCO ELECTRONICS CORPORATION. ALL RIGHTS RESERVED.

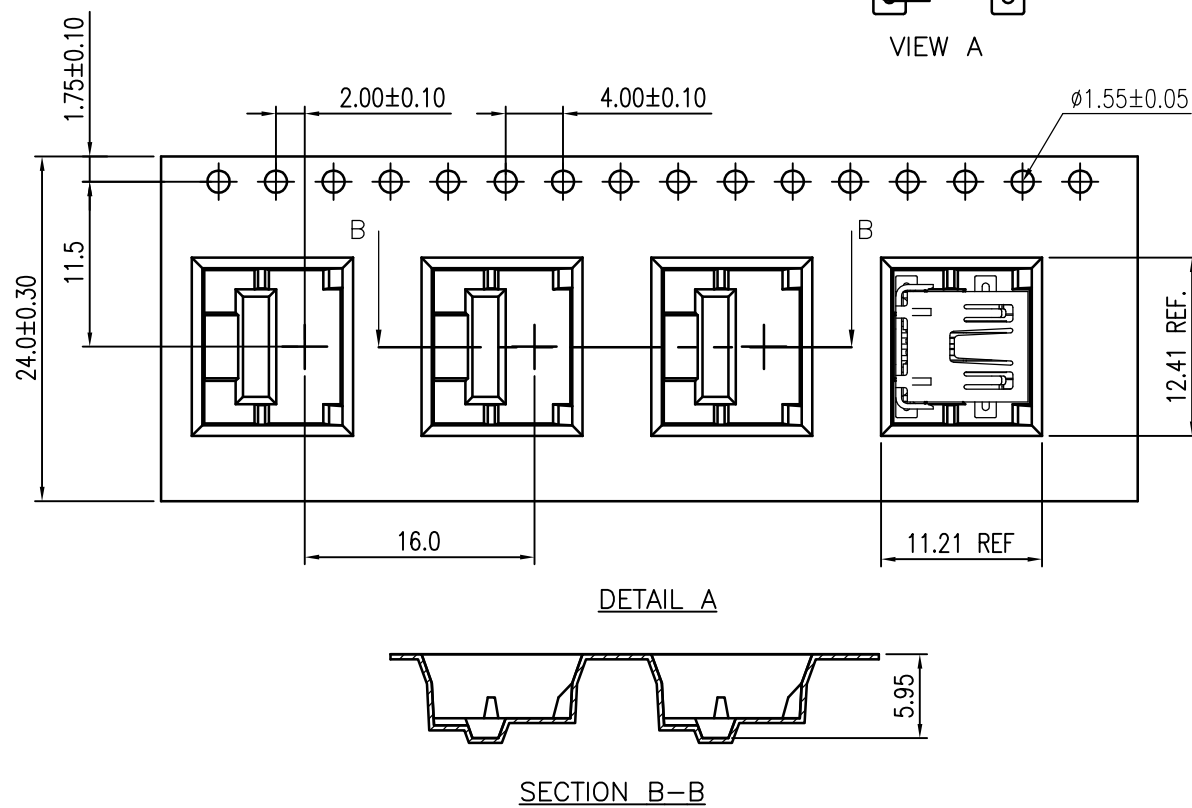
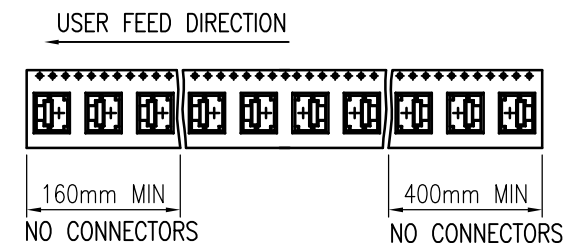
LOC	DIST	REVISIONS					
DW	-	P	LTR	DESCRIPTION	DATE	DWN	APVD
				SEE SHEET 1.			



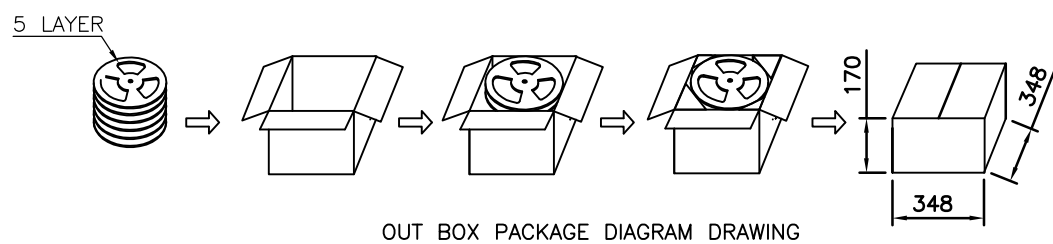
FOR 1734035-3, 1-1734035-3 AND 2-1734035-3 (LONG CARRIER & COVER TAPE)



FOR 1734035-2, 1734035-4, 1734035-5, 1-1734035-2, 3-1734035-2, 2-1734035-2, 2-1734035-4, 4-1734035-2



GROSS WEIGHT	NET WEIGHT	PCS/REER	REERS / CARTON	QUANTITY	MYLAR	LONG CARRIER & COVER TAPE	PART NUMBER
4.95 Kg	2.31 Kg	700	5	3500	W/	W/O	4-1734035-2
					W/O	W/O	3-1734035-2
					W/	W/O	2-1734035-4
					W/O	W/	2-1734035-3
					W/O	W/O	2-1734035-2
					W/O	W/	1-1734035-3
					W/O	W/O	1-1734035-2
					W/	W/O	1734035-5
					W/	W/O	1734035-4
					W/O	W/	1734035-3
					W/O	W/O	1734035-2



THIS DRAWING IS A CONTROLLED DOCUMENT.

DIMENSIONS: MM	TOLERANCES UNLESS OTHERWISE SPECIFIED:	DWN	TE Connectivity NAME MINI USB, R/A, SMT, B TYPE
	0 PLC ± -	CHK	
	1 PLC ± -	APVD	
	2 PLC ± -	PRODUCT SPEC	
MATERIAL	FINISH	APVD	SIZE CAGE CODE DRAWING NO RESTRICTED TO A3 00779 C=1734035
CUSTOMER DRAWING		WEIGHT	SCALE SHEET 4 of 4 REV F

X-ON Electronics

Largest Supplier of Electrical and Electronic Components

Click to view similar products for [USB Connectors](#) category:

Click to view products by [TE Connectivity](#) manufacturer:

Other Similar products are found below :

[65-647-8-BK-BU](#) [950](#) [952](#) [E8144-B01021-L](#) [A-USB B-TOP-C](#) [MUSBA511N5](#) [MUSBD11135](#) [217450-1](#) [CA 6 W LD](#) [KMBVX-TH-5S-B30](#)
[896-30-004-00-000000](#) [KUSBVX-BS1N-W30](#) [KUSBX-AP-KIT-SCBLK](#) [KUSBX-AS2N-W](#) [KUSBX-SMT2AP1S-W](#) [KUSBX-SMT2AP1S-](#)
[W30](#) [935](#) [957](#) [30-498-6](#) [17-210051](#) [1734082-1](#) [30-1574](#) [30-470](#) [30-489](#) [30-541](#) [30-572-3](#) [MAB 8 SN V](#) [A-USB A-2P-C](#) [MIKROE-1451](#)
[USBFTV2PEM2G](#) [USBFTVC6ZN](#) [KUSBX-AS2N-W30](#) [KUSBX-SLAS1N-W](#) [KUSBX-SMT-AS1N-W30](#) [4689-1](#) [1-1734084-2](#) [E8110-001-](#)
[01](#) [33UBARS1-04SW11](#) [33UBAR-04SW11](#) [USBF21ZNSCC](#) [USBBFTV6ZC](#) [MUSBB151341](#) [10135326-001LF](#) [M9177/3-1](#) [USB-A-S-F-B-](#)
[VT](#) [925](#) [4198](#) [690-024-633-031](#) [KUSBEX-BSFS1N-W](#) [USBFTVC6MRG](#)